

Message

From: (b)(6), (b)(7)(C)  
Sent: 1/15/2022 10:59:19 AM  
To: (b)(6), (b)(7)(C)  
(b)(6), (b)(7)(C) DistroList-CBP MCAT  
Team: (b)(7)(E) CBP HQ EOC  
(b)(7)(E) CBPSTATS-Team  
(b)(6), (b)(7)(C), (b)(7)(E)  
(b)(6), (b)(7)(C) FALK, SCOTT K (OCC)  
(b)(6), (b)(7)(C) (OCC)  
(b)(6), (b)(7)(C) (OCC)  
(b)(6), (b)(7)(C)  
(OCC) (b)(6), (b)(7)(C)  
(b)(6), (b)(7)(C) HIGHSMITH,  
ANNMARIE (EAC OT) (b)(6), (b)(7)(C)  
(b)(6), (b)(7)(C)  
(b)(6), (b)(7)(C) (OCC) (b)(6), (b)(7)(C)  
(b)(6), (b)(7)(C) SEAR Reporting (b)(7)(E)

**(b)(6), (b)(7)(C), (b)(7)(E)**

CC: DHS.JIAG (b)(6)

**(b)(6), (b)(7)(C)**

**(b)(6), (b)(7)(C)**

**Subject:** CBP MCAT Daily Report – Updated Version\_2022-01-15-05-57-27  
**Attachments:** CBP MCAT Daily Report – Updated Version\_2022-01-15-05-57-27.pdf

Hello,

This report replaces the previous version of the report and has been updated w/T42 expulsions.

Please contact the CBP STAT Division with any questions. Below is the email address:

(b)(7)(E)

If you want the version of the MCAT morning report using the previous logic contact: (b)(7)(E)

(b)(7)(E)

# U.S. Customs and Border Protection Migration Crisis Action Team

**January 15, 2022**

~~WARNING: This document is designated UNCLASSIFIED//LAW ENFORCEMENT SENSITIVE (U//LES). It may contain information that is exempt from public release under the Freedom of Information Act (5USC552). This document is to be controlled, handled, transmitted, distributed, and disposed of in accordance with DHS policy relating to FOUO information, and is not to be released to the public or to personnel who do not have a valid need to know without prior approval from CBP.~~



**Homeland  
Security**



UNCLASSIFIED//~~FOR OFFICIAL USE ONLY~~//LAW ENFORCEMENT SENSITIVE

**U.S. Customs and Border Protection - Southwest Border**  
**Office of Field Operations / U.S. Border Patrol**  
**Migration Crisis Action Team**



Data is through: 1/14/2022

Preliminary Data and Subject to Change

Report Run Date: 1/15/2022 5:57:56 AM

Total	Demographic	Encounters (Previous Day)	Title 42	T8 Apprehensions/ Inadmissibles	21-Day Average (Encounters)	Currently in Custody	Average TIC (HRS)	CBP Processed Complete	UC Transfers/ TOT ERO (Previous Day)	All Other TOT's/ REPATS (Previous Day)	USBP NTA (OR) Released (Previous Day)
CBP Southwest Border	UC	289	0	289	159	252	18	153	204	17	0
	AM (OFO only)	12	11	1	9	0	0	0	0	23	NA
	FMUA	849	111	738	1,052	2,024	60	1,077	99	2	280
	Single Adults	3,266	1,850	1,416	2,848	5,097	80	1,949	501	321	949
	<b>Total Apps</b>	<b>4,416</b>	<b>1,972</b>	<b>2,444</b>	<b>4,068</b>	<b>7,373</b>	<b>72</b>	<b>3,179</b>	<b>804</b>	<b>363</b>	<b>1,229</b>

Total	Demographic	Encounters (Previous Day)	Title 42	T8 Apprehensions	21-Day Average (Encounters)	Currently in Custody	Average TIC (HRS)	USBP Processed Complete	UC Transfers/ TOT ERO (Previous Day)	All Other TOT's/ REPATS (Previous Day)	USBP NTA (OR) Released (Previous Day)
USBP Southwest Border	UC	286	0	286	155	248	19	153	202	0	0
	FMUA	806	111	695	993	2,000	61	1,077	96	0	280
	Single Adults	3,059	1,760	1,299	2,688	4,846	74	1,827	454	0	949
	<b>Total Apps</b>	<b>4,151</b>	<b>1,871</b>	<b>2,280</b>	<b>3,836</b>	<b>7,094</b>	<b>67</b>	<b>3,057</b>	<b>752</b>	<b>0</b>	<b>1,229</b>

Total	Demographic	Encounters (Previous Day)	Title 42	T8 Inadmissibles	21-Day Average (Encounters)	Currently in Custody	Average TIC (HRS)	OFO Processed Complete	TOT ERO (Previous Day)	All Other TOT's/ REPATS (Previous Day)	N/A
OFO Southwest Border	UAC	3	0	3	4	4	9	0	2	17	
	AM	12	11	1	9	0	0	0	0	23	
	FMUA	43	0	43	59	24	21	0	3	2	
	Single Adults	207	90	117	160	251	180	122	47	321	
	<b>Total Subjects</b>	<b>265</b>	<b>101</b>	<b>164</b>	<b>232</b>	<b>279</b>	<b>163</b>	<b>122</b>	<b>52</b>	<b>363</b>	

Preliminary Data and Subject to Change  
 UNCLASSIFIED//~~FOR OFFICIAL USE ONLY~~//LAW ENFORCEMENT SENSITIVE



U.S. Customs and Border Protection - Southwest Border  
Migration Crisis Action Team  
January 15, 2022



Preliminary Data and Subject to Change

Sector	Capacity	Covid Capacity	In Custody	% Capacity
BBT	<b>(b)(7)(E)</b>	<b>(b)(7)(E)</b>	104	<b>(b)(7)(E)</b>
DRT			1,332	
ELC			43	
EPT			1,066	
LRT			1,199	
RGV			1,969	
SDC			219	
TCA			160	
YUM			1,002	
Total			7,094	

Field Office	Capacity	Covid Capacity	In Custody	% Capacity
EL PASO	<b>(b)(7)(E)</b>	<b>(b)(7)(E)</b>	1	<b>(b)(7)(E)</b>
LAREDO			4	
SAN DIEGO			274	
TUCSON			0	
Total			279	

Port of Entry	Capacity	Covid Capacity	In Custody	% Capacity
CALEXICO, CA (2503/2507)	<b>(b)(7)(E)</b>	<b>(b)(7)(E)</b>	<b>(b)(7)(E)</b>	<b>(b)(7)(E)</b>
EAGLE PASS, TX (2303)				
LAREDO, TX (2304)				
SANTA TERESA (2408)				
SAN YSIDRO (2504)				

Central Processing	Capacity	Covid Capacity	In Custody	% Capacity
TCA/TCC	<b>(b)(7)(E)</b>	<b>(b)(7)(E)</b>	32	<b>(b)(7)(E)</b>

\*RGV sector capacity and in-custody numbers include the CPC figures  
\*\*Tucson sector capacity and in-custody numbers include the TCC figures

Soft Sided Facility	Capacity	Covid Capacity	In Custody	% Capacity
DRT/SSF	<b>(b)(7)(E)</b>	<b>(b)(7)(E)</b>	847	<b>(b)(7)(E)</b>
LRT/LPC			704	
RGV/DNT			530	
TCA/TSS			6	
YUM/YSS			526	

Modulars	Capacity	Covid Capacity	In Custody	% Capacity
EPT/MCPC	<b>(b)(7)(E)</b>	<b>(b)(7)(E)</b>	1,043	<b>(b)(7)(E)</b>

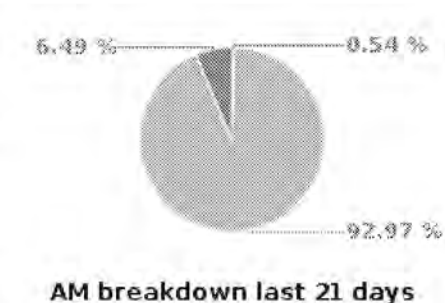
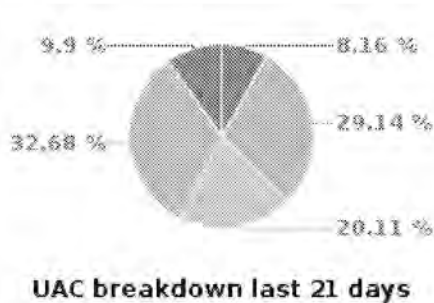
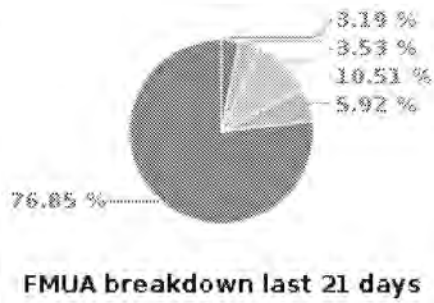
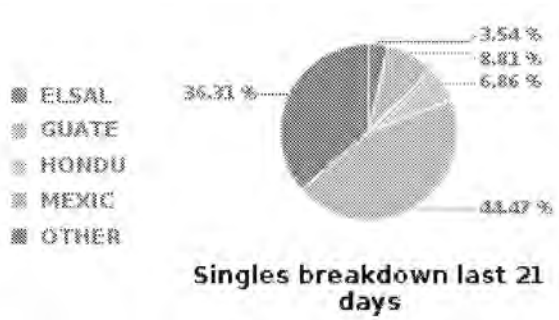
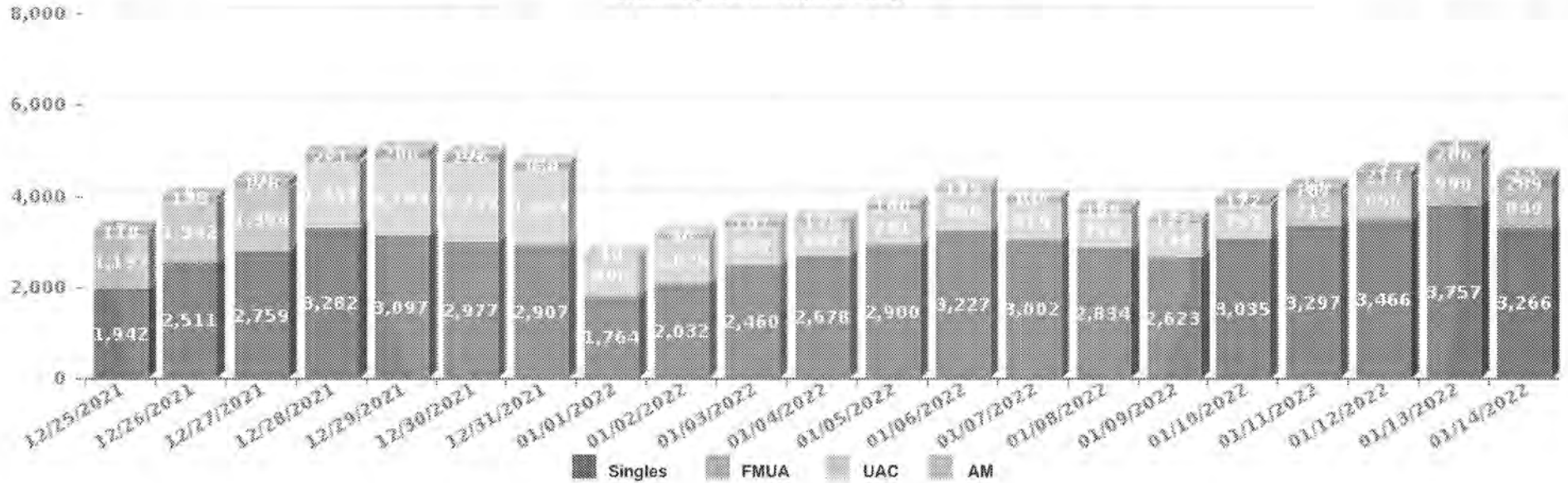
All Soft Sided/Modulars facilities are also reflected within their Sector capacity above

Preliminary Data and Subject to Change



UNCLASSIFIED//FOR OFFICIAL USE ONLY//LAW ENFORCEMENT SENSITIVE

**U.S. Customs and Border Protection - Southwest Border**  
**Office of Field Operations / U.S. Border Patrol**  
**Migration Crisis Action Team**  
**Total CBP Southwest Border Encounters (UAC/AM/FMUA/Singles)**  
 Preliminary Data and Subject to Change



Preliminary Data and Subject to Change  
 UNCLASSIFIED//FOR OFFICIAL USE ONLY//LAW ENFORCEMENT SENSITIVE



U.S. Customs and Border Protection - Southwest Border  
 Office of Field Operations / U.S. Border Patrol  
 Migration Crisis Action Team  
 Time in Custody over 72 hours



	UAC			UAC			UAC		
	OFO			USBP			CBP		
	In Custody > 72 hrs	In Custody > 120 hrs	In Custody > 240 hrs	In Custody > 72 hrs	In Custody > 120 hrs	In Custody > 240 hrs	In Custody > 72 hrs	In Custody > 120 hrs	In Custody > 240 hrs
1/9/22	<b>(b)(7)(E)</b>								
1/10/22									
1/11/22									
1/12/22									
1/13/22									
1/14/22									
1/15/22									
Total									

	FMUA			FMUA			FMUA		
	OFO			USBP			CBP		
	In Custody > 72 hrs	In Custody > 120 hrs	In Custody > 240 hrs	In Custody > 72 hrs	In Custody > 120 hrs	In Custody > 240 hrs	In Custody > 72 hrs	In Custody > 120 hrs	In Custody > 240 hrs
1/9/22	<b>(b)(7)(E)</b>								
1/10/22									
1/11/22									
1/12/22									
1/13/22									
1/14/22									
1/15/22									
Total									

	SINGLE ADULTS			SINGLE ADULTS			SINGLE ADULTS		
	OFO			USBP			CBP		
	In Custody > 72 hrs	In Custody > 120 hrs	In Custody > 240 hrs	In Custody > 72 hrs	In Custody > 120 hrs	In Custody > 240 hrs	In Custody > 72 hrs	In Custody > 120 hrs	In Custody > 240 hrs
1/9/22	<b>(b)(7)(E)</b>								
1/10/22									
1/11/22									
1/12/22									
1/13/22									
1/14/22									
1/15/22									
Total									

	AM			AM		
	OFO			CBP		
	In Custody > 72 hrs	In Custody > 120 hrs	In Custody > 240 hrs	In Custody > 72 hrs	In Custody > 120 hrs	In Custody > 240 hrs
1/9/22	<b>(b)(7)(E)</b>					
1/10/22						
1/11/22						
1/12/22						
1/13/22						
Total						





U.S. Customs and Border Protection - Southwest Border  
 Office of Field Operations / U.S. Border Patrol  
 Migration Crisis Action Team  
 Time in Custody by Sector/Field Office



Sector	USBP Encounters (Previous Day)						Time in Custody					
	Total	21-Day Average	UAC	AM (OFO only)	FMUA	SA	Total	% Capacity	Average TIC (HRS)	> 72 hours	72-120 hours	> 120 hours
BBT	55	75	3		0	52	104					
DRT	1,040	920	22		251	767	1,332					
ELC	83	112	3		12	68	43					
EPT	541	807	54		140	347	1,066					
LRT	299	169	18		4	277	1,199					
RGV	890	705	122		166	582	1,960					
SDC	326	337	18		28	280	219					
TCA	448	327	29		19	400	160					
YUM	469	682	17		166	266	1,002					
<b>USBP Total</b>	<b>4,151</b>	<b>3,836</b>	<b>286</b>		<b>806</b>	<b>3,059</b>	<b>7,094</b>					

**(b)(7)(E)**

Field Office	OFO Encounters (Previous Day)						Time in Custody					
	Total	21-Day Average	UAC	AM (OFO only)	FMUA	SA	Total	% Capacity	Average TIC (HRS)	> 72 hours	72-120 hours	> 120 hours
EL PASO	28	25	1	3	2	22	1					
LAREDO	107	83	0	4	12	91	4					
SAN DIEGO	96	105	1	0	29	66	274					
TUCSON	34	17	1	5	0	28	0					
<b>OFO Total</b>	<b>265</b>	<b>232</b>	<b>3</b>	<b>12</b>	<b>43</b>	<b>207</b>	<b>279</b>					
<b>CBP Total</b>	<b>4,416</b>	<b>4,068</b>	<b>289</b>	<b>12</b>	<b>849</b>	<b>3,266</b>	<b>7,373</b>					

**(b)(7)(E)**

Message

From: (b)(6), (b)(7)(C)  
Sent: 1/16/2022 11:00:27 AM  
To: (b)(6), (b)(7)(C)  
(b)(6), (b)(7)(C) DistroList-CBP MCAT  
Team: (b)(7)(E) CBP HQ EOC  
(b)(7)(E) CBPSTATS-Team  
(b)(6), (b)(7)(C), (b)(7)(E)  
(b)(6), (b)(7)(C) FALK, SCOTT K (OCC)  
(b)(6), (b)(7)(C) (OCC)  
(b)(6), (b)(7)(C) (OCC)  
(b)(6), (b)(7)(C)  
(OCC) (b)(6), (b)(7)(C)  
(b)(6), (b)(7)(C) HIGHSMITH,  
ANNMARIE (EAC OT) (b)(6), (b)(7)(C)  
(b)(6), (b)(7)(C)  
(b)(6), (b)(7)(C) (OCC) (b)(6), (b)(7)(C)  
(b)(6), (b)(7)(C) (b)(6), (b)(7)(C)  
(b)(6), (b)(7)(C) SEAR Reporting (b)(7)(E)

**(b)(6), (b)(7)(C), (b)(7)(E)**

CC: DHS.JIAG: (b)(6)

**(b)(6), (b)(7)(C)**

**(b)(6), (b)(7)(C)**

**Subject:** CBP MCAT Daily Report – Updated Version\_2022-01-16-05-57-16  
**Attachments:** CBP MCAT Daily Report – Updated Version\_2022-01-16-05-57-16.pdf

Hello,

This report replaces the previous version of the report and has been updated w/T42 expulsions.

Please contact the CBP STAT Division with any questions. Below is the email address:

(b)(7)(E)

If you want the version of the MCAT morning report using the previous logic contact: (b)(7)(E)

(b)(7)(E)

# U.S. Customs and Border Protection Migration Crisis Action Team

**January 16, 2022**

~~WARNING: This document is designated UNCLASSIFIED//LAW ENFORCEMENT SENSITIVE (U//LES). It may contain information that is exempt from public release under the Freedom of Information Act (5USC552). This document is to be controlled, handled, transmitted, distributed, and disposed of in accordance with DHS policy relating to FOUO information, and is not to be released to the public or to personnel who do not have a valid need to know without prior approval from CBP.~~



**Homeland  
Security**



UNCLASSIFIED//~~FOR OFFICIAL USE ONLY~~//LAW ENFORCEMENT SENSITIVE

**U.S. Customs and Border Protection - Southwest Border**  
**Office of Field Operations / U.S. Border Patrol**  
**Migration Crisis Action Team**



Data is through: 1/15/2022

Preliminary Data and Subject to Change

Report Run Date: 1/16/2022 5:58:05 AM

Total	Demographic	Encounters (Previous Day)	Title 42	T8 Apprehensions/ Inadmissibles	21-Day Average (Encounters)	Currently in Custody	Average TIC (HRS)	CBP Processed Complete	UC Transfers/ TOT ERO (Previous Day)	All Other TOT's/ REPATS (Previous Day)	USBP NTA (OR) Released (Previous Day)
CBP Southwest Border	UC	331	0	331	169	325	18	192	209	13	0
	AM (OFO only)	8	7	1	9	0	0	0	0	15	NA
	FMUA	894	117	777	1,039	2,206	64	932	150	3	316
	Single Adults	3,383	1,888	1,495	2,927	5,556	78	1,979	336	304	774
	<b>Total Apps</b>	<b>4,616</b>	<b>2,012</b>	<b>2,604</b>	<b>4,144</b>	<b>8,087</b>	<b>72</b>	<b>3,103</b>	<b>695</b>	<b>335</b>	<b>1,090</b>

Total	Demographic	Encounters (Previous Day)	Title 42	T8 Apprehensions	21-Day Average (Encounters)	Currently in Custody	Average TIC (HRS)	USBP Processed Complete	UC Transfers/ TOT ERO (Previous Day)	All Other TOT's/ REPATS (Previous Day)	USBP NTA (OR) Released (Previous Day)
USBP Southwest Border	UC	329	0	329	165	323	18	192	209	0	0
	FMUA	881	117	764	982	2,198	64	929	126	0	316
	Single Adults	3,248	1,818	1,430	2,765	5,289	71	1,857	330	0	774
	<b>Total Apps</b>	<b>4,458</b>	<b>1,935</b>	<b>2,523</b>	<b>3,912</b>	<b>7,810</b>	<b>67</b>	<b>2,978</b>	<b>665</b>	<b>0</b>	<b>1,090</b>

Total	Demographic	Encounters (Previous Day)	Title 42	T8 Inadmissibles	21-Day Average (Encounters)	Currently in Custody	Average TIC (HRS)	OFO Processed Complete	TOT ERO (Previous Day)	All Other TOT's/ REPATS (Previous Day)	N/A
OFO Southwest Border	UAC	2	0	2	4	2	28	0	0	13	
	AM	8	7	1	9	0	0	0	0	15	
	FMUA	13	0	13	57	8	20	3	24	3	
	Single Adults	135	70	65	162	267	188	122	6	304	
	<b>Total Subjects</b>	<b>158</b>	<b>77</b>	<b>81</b>	<b>232</b>	<b>277</b>	<b>182</b>	<b>125</b>	<b>30</b>	<b>335</b>	

Preliminary Data and Subject to Change  
 UNCLASSIFIED//~~FOR OFFICIAL USE ONLY~~//LAW ENFORCEMENT SENSITIVE



U.S. Customs and Border Protection - Southwest Border  
Migration Crisis Action Team  
January 16, 2022



Preliminary Data and Subject to Change

Sector	Capacity	Covid Capacity	In Custody	% Capacity
BBT	<b>(b)(7)(E)</b>	<b>(b)(7)(E)</b>	64	<b>(b)(7)(E)</b>
DRT			1,577	
ELC			63	
EPT			1,068	
LRT			1,227	
RGV			2,162	
SDC			310	
TCA			203	
YUM			1,136	
Total			7,810	

Field Office	Capacity	Covid Capacity	In Custody	% Capacity
EL PASO	<b>(b)(7)(E)</b>	<b>(b)(7)(E)</b>	0	<b>(b)(7)(E)</b>
LAREDO			4	
SAN DIEGO			272	
TUCSON			1	
Total			277	

Port of Entry	Capacity	Covid Capacity	In Custody	% Capacity
CALEXICO, CA (2503/2507)	<b>(b)(7)(E)</b>	<b>(b)(7)(E)</b>	<b>(b)(7)(E)</b>	<b>(b)(7)(E)</b>
EAGLE PASS, TX (2303)				
HIDALGO, TX (2305)				
LAREDO, TX (2304)				
OTAY MESA (2506)				
SAN LUIS, AZ (2608)				
SAN YSIDRO (2504)				

Central Processing	Capacity	Covid Capacity	In Custody	% Capacity
TCA/TCC	<b>(b)(7)(E)</b>	<b>(b)(7)(E)</b>	28	<b>(b)(7)(E)</b>

\*RGV sector capacity and in-custody numbers include the CPC figures  
\*\*Tucson sector capacity and in-custody numbers include the TCC figures

Soft Sided Facility	Capacity	Covid Capacity	In Custody	% Capacity
DRT/SSF	<b>(b)(7)(E)</b>	<b>(b)(7)(E)</b>	923	<b>(b)(7)(E)</b>
LRT/LPC			789	
RGV/DNT			634	
TCA/TSS			14	
YUM/YSS			530	

Modulars	Capacity	Covid Capacity	In Custody	% Capacity
EPT/MCPC	<b>(b)(7)(E)</b>	<b>(b)(7)(E)</b>	1,011	<b>(b)(7)(E)</b>

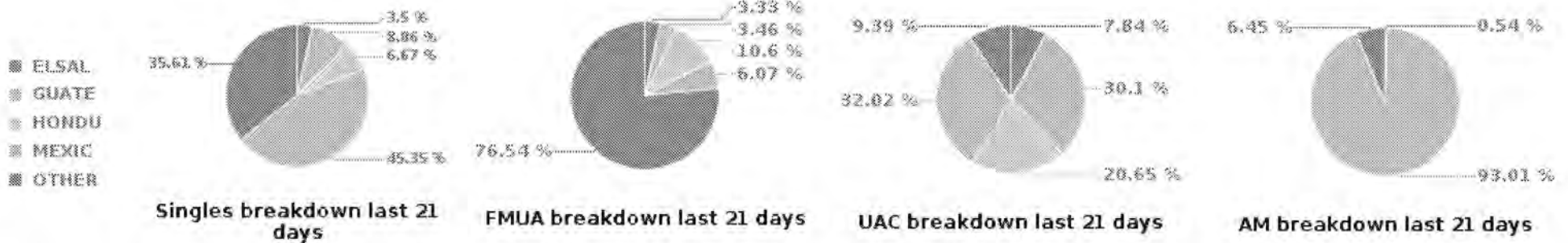
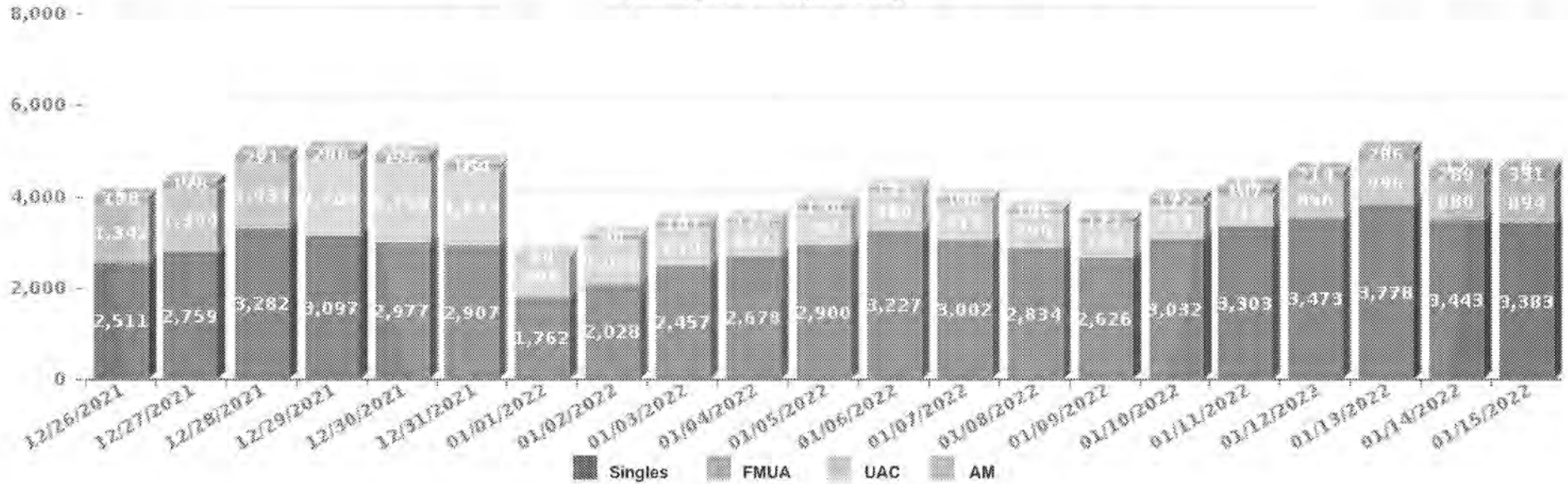
All Soft Sided/Modulars facilities are also reflected within their Sector capacity above.

Preliminary Data and Subject to Change



UNCLASSIFIED//~~FOR OFFICIAL USE ONLY~~//LAW ENFORCEMENT SENSITIVE

**U.S. Customs and Border Protection - Southwest Border**  
**Office of Field Operations / U.S. Border Patrol**  
**Migration Crisis Action Team**  
**Total CBP Southwest Border Encounters (UAC/AM/FMUA/Singles)**  
 Preliminary Data and Subject to Change



Preliminary Data and Subject to Change  
 UNCLASSIFIED//~~FOR OFFICIAL USE ONLY~~//LAW ENFORCEMENT SENSITIVE





U.S. Customs and Border Protection - Southwest Border  
Office of Field Operations / U.S. Border Patrol  
Migration Crisis Action Team  
Time in Custody over 72 hours



	UAC			UAC			UAC		
	OFO			USBP			CBP		
	In Custody > 72 hrs	In Custody > 120 hrs	In Custody > 240 hrs	In Custody > 72 hrs	In Custody > 120 hrs	In Custody > 240 hrs	In Custody > 72 hrs	In Custody > 120 hrs	In Custody > 240 hrs
1/10/22	<b>(b)(7)(E)</b>								
1/11/22									
1/12/22									
1/13/22									
1/14/22									
1/15/22									
1/16/22									
Total									

	FMUA			FMUA			FMUA		
	OFO			USBP			CBP		
	In Custody > 72 hrs	In Custody > 120 hrs	In Custody > 240 hrs	In Custody > 72 hrs	In Custody > 120 hrs	In Custody > 240 hrs	In Custody > 72 hrs	In Custody > 120 hrs	In Custody > 240 hrs
1/10/22	<b>(b)(7)(E)</b>								
1/11/22									
1/12/22									
1/13/22									
1/14/22									
1/15/22									
1/16/22									
Total									

	SINGLE ADULTS			SINGLE ADULTS			SINGLE ADULTS		
	OFO			USBP			CBP		
	In Custody > 72 hrs	In Custody > 120 hrs	In Custody > 240 hrs	In Custody > 72 hrs	In Custody > 120 hrs	In Custody > 240 hrs	In Custody > 72 hrs	In Custody > 120 hrs	In Custody > 240 hrs
1/10/22	<b>(b)(7)(E)</b>								
1/11/22									
1/12/22									
1/13/22									
1/14/22									
1/15/22									
1/16/22									
Total									

	AM			AM		
	OFO			CBP		
	In Custody > 72 hrs	In Custody > 120 hrs	In Custody > 240 hrs	In Custody > 72 hrs	In Custody > 120 hrs	In Custody > 240 hrs
1/10/22	<b>(b)(7)(E)</b>					
1/11/22						
1/12/22						
1/13/22						
1/16/22						
Total						



U.S. Customs and Border Protection - Southwest Border  
 Office of Field Operations / U.S. Border Patrol  
 Migration Crisis Action Team  
 Time in Custody by Sector/Field Office



Sector	USBP Encounters (Previous Day)						Time in Custody					
	Total	21-Day Average	UAC	AM (OFO only)	FMUA	SA	Total	% Capacity	Average TIC (HRS)	> 72 hours	72-120 hours	> 120 hours
BBT	108	77	5		0	103	64					
DRT	564	529	26		270	596	1,577					
ELC	106	113	2		25	79	63					
EPT	529	517	72		99	358	1,068					
LRT	296	183	8		7	281	1,227					
RGV	726	725	143		172	411	2,162					
SDC	393	341	18		46	329	310					
TCA	591	361	39		16	536	203					
YUM	715	675	16		246	453	1,136					
<b>USBP Total</b>	<b>4,458</b>	<b>3,912</b>	<b>329</b>		<b>881</b>	<b>3,248</b>	<b>7,810</b>					

**(b)(7)(E)**

Field Office	OFO Encounters (Previous Day)						Time in Custody					
	Total	21-Day Average	UAC	AM (OFO only)	FMUA	SA	Total	% Capacity	Average TIC (HRS)	> 72 hours	72-120 hours	> 120 hours
EL PASO	15	26	1	0	0	14	0					
LAREDO	82	85	0	4	5	73	4					
SAN DIEGO	46	103	0	2	8	36	272					
TUCSON	15	18	1	2	0	12	1					
<b>OFO Total</b>	<b>158</b>	<b>232</b>	<b>2</b>	<b>8</b>	<b>13</b>	<b>135</b>	<b>277</b>					
<b>CBP Total</b>	<b>4,616</b>	<b>4,144</b>	<b>331</b>	<b>8</b>	<b>894</b>	<b>3,383</b>	<b>8,087</b>					

**(b)(7)(E)**

Message

From: (b)(6), (b)(7)(C)  
Sent: 12/14/2021 10:59:08 AM  
To: (b)(6), (b)(7)(C)  
(b)(6), (b)(7)(C) DistroList-CBP MCAT  
Team (b)(7)(E)  
(b)(7)(E) CBP HQ EOC  
(b)(7)(E) CBPSTATS-Team  
(b)(6), (b)(7)(C), (b)(7)(E)  
(b)(6), (b)(7)(C) FALK, SCOTT K (OCC)  
(b)(6), (b)(7)(C) (OCC)  
(b)(6), (b)(7)(C) (OCC)  
(b)(6), (b)(7)(C)  
(OCC) (b)(6), (b)(7)(C)  
(b)(6), (b)(7)(C) HIGHSMITH,  
ANNMARIE (EAC OT) (b)(6), (b)(7)(C)  
(b)(6), (b)(7)(C)  
(b)(6), (b)(7)(C) (OCC) (b)(6), (b)(7)(C)  
(b)(6), (b)(7)(C)  
(b)(6), (b)(7)(C) SEAR Reporting (b)(7)(E)

**(b)(6), (b)(7)(C), (b)(7)(E)**

CC: DHS.JIAG (b)(6)

**(b)(6), (b)(7)(C)**

**(b)(6), (b)(7)(C)**

**Subject:** CBP MCAT Daily Report – Updated Version\_2021-12-14-05-57-06  
**Attachments:** CBP MCAT Daily Report – Updated Version\_2021-12-14-05-57-06.pdf

Hello,

This report replaces the previous version of the report and has been updated w/T42 expulsions.

Please contact the CBP STAT Division with any questions. Below is the email address:

(b)(7)(E)

If you want the version of the MCAT morning report using the previous logic contact: (b)(7)(E)

(b)(7)(E)

# U.S. Customs and Border Protection Migration Crisis Action Team

December 14, 2021

~~WARNING: This document is designated UNCLASSIFIED//LAW ENFORCEMENT SENSITIVE (U//LES). It may contain information that is exempt from public release under the Freedom of Information Act (5USC552). This document is to be controlled, handled, transmitted, distributed, and disposed of in accordance with DHS policy relating to FOUO information, and is not to be released to the public or to personnel who do not have a valid need to know without prior approval from CBP.~~



Homeland  
Security



UNCLASSIFIED//~~FOR OFFICIAL USE ONLY~~//LAW ENFORCEMENT SENSITIVE

**U.S. Customs and Border Protection - Southwest Border  
Office of Field Operations / U.S. Border Patrol  
Migration Crisis Action Team**



Data is through: 12/13/2021

Preliminary Data and Subject to Change

Report Run Date: 12/14/2021 5:57:40 AM

Total	Demographic	Encounters (Previous Day)	Title 42	T8 Apprehensions/ Inadmissibles	21-Day Average (Encounters)	Currently in Custody	Average TIC (HRS)	CBP Processed Complete	UC Transfers/ TOT ERO (Previous Day)	All Other TOT's/ REPATS (Previous Day)	USBP NTA (OR) Released (Previous Day)
CBP Southwest Border	UC	379	0	379	473	708	28	439	258	25	0
	AM (OFO only)	17	11	6	12	3	22	0	0	42	NA
	FMUA	1,610	113	1,497	1,666	5,308	63	1,374	128	0	429
	Single Adults	3,242	1,759	1,483	3,979	8,566	102	2,773	603	347	1,043
	<b>Total Apps</b>	<b>5,248</b>	<b>1,883</b>	<b>3,365</b>	<b>6,130</b>	<b>14,585</b>	<b>84</b>	<b>4,586</b>	<b>989</b>	<b>414</b>	<b>1,472</b>

Total	Demographic	Encounters (Previous Day)	Title 42	T8 Apprehensions	21-Day Average (Encounters)	Currently in Custody	Average TIC (HRS)	USBP Processed Complete	UC Transfers/ TOT ERO (Previous Day)	All Other TOT's/ REPATS (Previous Day)	USBP NTA (OR) Released (Previous Day)
USBP Southwest Border	UC	370	0	370	468	705	28	439	256	0	0
	FMUA	1,554	113	1,441	1,595	5,261	64	1,374	93	0	429
	Single Adults	3,057	1,699	1,358	3,780	8,416	103	2,773	500	0	1,043
	<b>Total Apps</b>	<b>4,981</b>	<b>1,812</b>	<b>3,169</b>	<b>5,843</b>	<b>14,382</b>	<b>84</b>	<b>4,586</b>	<b>849</b>	<b>0</b>	<b>1,472</b>

Total	Demographic	Encounters (Previous Day)	Title 42	T8 Inadmissibles	21-Day Average (Encounters)	Currently in Custody	Average TIC (HRS)	OFO Processed Complete	TOT ERO (Previous Day)	All Other TOT's/ REPATS (Previous Day)	N/A
OFO Southwest Border	UAC	9	0	9	6	3	36	0	2	25	
	AM	17	11	6	12	3	22	0	0	42	
	FMUA	56	0	56	71	47	35	0	35	0	
	Single Adults	185	60	125	199	150	77	0	103	347	
	<b>Total Subjects</b>	<b>267</b>	<b>71</b>	<b>196</b>	<b>287</b>	<b>203</b>	<b>66</b>	<b>0</b>	<b>140</b>	<b>414</b>	

Preliminary Data and Subject to Change  
UNCLASSIFIED//~~FOR OFFICIAL USE ONLY~~//LAW ENFORCEMENT SENSITIVE



U.S. Customs and Border Protection - Southwest Border  
Migration Crisis Action Team  
December 14, 2021



Preliminary Data and Subject to Change

Sector	Capacity	Covid Capacity	In Custody	% Capacity
BBT	<b>(b)(7)(E)</b>	<b>(b)(7)(E)</b>	30	<b>(b)(7)(E)</b>
DRT			1,333	
ELC			516	
EPT			2,254	
LRT			1,132	
RGV			3,837	
SDC			1,109	
TCA			591	
YUM			3,580	
Total			14,382	

Field Office	Capacity	Covid Capacity	In Custody	% Capacity
EL PASO	<b>(b)(7)(E)</b>	<b>(b)(7)(E)</b>	1	<b>(b)(7)(E)</b>
LAREDO			2	
SAN DIEGO			200	
TUCSON			0	
Total			203	

Port of Entry	Capacity	Covid Capacity	In Custody	% Capacity
CALEXICO, CA (2503/2507)	<b>(b)(7)(E)</b>	<b>(b)(7)(E)</b>	<b>(b)(7)(E)</b>	<b>(b)(7)(E)</b>
EL PASO, TX (2402)				
LAREDO, TX (2304)				
OTAY MESA (2506)				
SAN YSIDRO (2504)				
TECATE, CA (2505)				

Central Processing	Capacity	Covid Capacity	In Custody	% Capacity
TCA/TCC	<b>(b)(7)(E)</b>	<b>(b)(7)(E)</b>	161	<b>(b)(7)(E)</b>

\*RGV sector capacity and in-custody numbers include the CPC figures  
\*\*Tucson sector capacity and in-custody numbers include the TCC figures

Soft Sided Facility	Capacity	Covid Capacity	In Custody	% Capacity
DRT/SSF	<b>(b)(7)(E)</b>	<b>(b)(7)(E)</b>	561	<b>(b)(7)(E)</b>
LRT/LPC			742	
RGV/DNT			1,726	
TCA/TSS			186	
YUM/YSS			2,505	

Modulars	Capacity	Covid Capacity	In Custody	% Capacity
EPT/MCPC	<b>(b)(7)(E)</b>	<b>(b)(7)(E)</b>	2,059	<b>(b)(7)(E)</b>

All Soft Sided/Modulars facilities are also reflected within their Sector capacity above

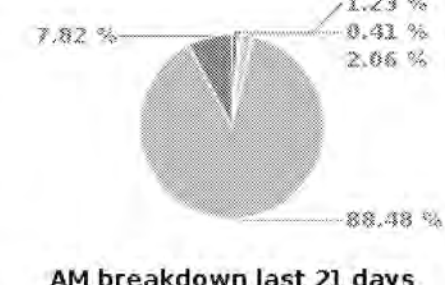
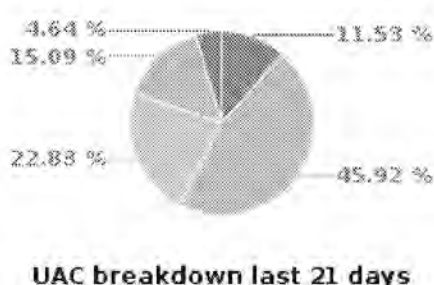
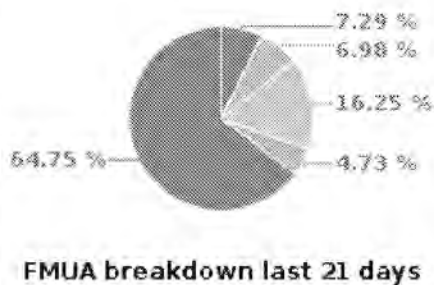
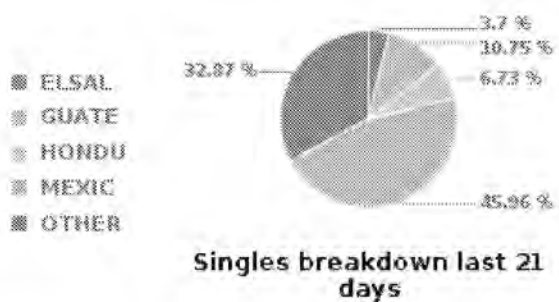
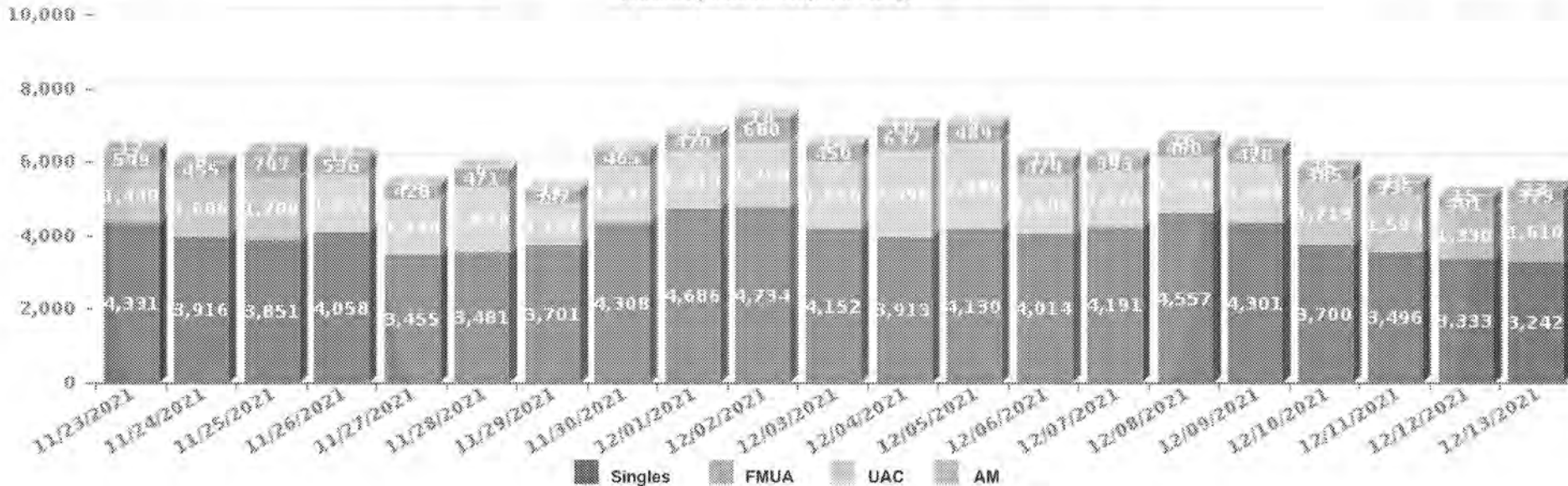
Preliminary Data and Subject to Change





UNCLASSIFIED//FOR OFFICIAL USE ONLY//LAW ENFORCEMENT SENSITIVE

**U.S. Customs and Border Protection - Southwest Border**  
**Office of Field Operations / U.S. Border Patrol**  
**Migration Crisis Action Team**  
**Total CBP Southwest Border Encounters (UAC/AM/FMUA/Singles)**  
 Preliminary Data and Subject to Change



Preliminary Data and Subject to Change  
 UNCLASSIFIED//FOR OFFICIAL USE ONLY//LAW ENFORCEMENT SENSITIVE



U.S. Customs and Border Protection - Southwest Border  
 Office of Field Operations / U.S. Border Patrol  
 Migration Crisis Action Team  
 Time in Custody over 72 hours



	UAC			UAC			UAC		
	OFO			USBP			CBP		
	In Custody > 72 hrs	In Custody > 120 hrs	In Custody > 240 hrs	In Custody > 72 hrs	In Custody > 120 hrs	In Custody > 240 hrs	In Custody > 72 hrs	In Custody > 120 hrs	In Custody > 240 hrs
12/8/21	<b>(b)(7)(E)</b>								
12/9/21									
12/10/21									
12/11/21									
12/12/21									
12/13/21									
12/14/21									
Total									

	FMUA			FMUA			FMUA		
	OFO			USBP			CBP		
	In Custody > 72 hrs	In Custody > 120 hrs	In Custody > 240 hrs	In Custody > 72 hrs	In Custody > 120 hrs	In Custody > 240 hrs	In Custody > 72 hrs	In Custody > 120 hrs	In Custody > 240 hrs
12/8/21	<b>(b)(7)(E)</b>								
12/9/21									
12/10/21									
12/11/21									
12/12/21									
12/13/21									
12/14/21									
Total									

	SINGLE ADULTS			SINGLE ADULTS			SINGLE ADULTS		
	OFO			USBP			CBP		
	In Custody > 72 hrs	In Custody > 120 hrs	In Custody > 240 hrs	In Custody > 72 hrs	In Custody > 120 hrs	In Custody > 240 hrs	In Custody > 72 hrs	In Custody > 120 hrs	In Custody > 240 hrs
12/8/21	<b>(b)(7)(E)</b>								
12/9/21									
12/10/21									
12/11/21									
12/12/21									
12/13/21									
12/14/21									
Total									

	AM			AM		
	OFO			CBP		
	In Custody > 72 hrs	In Custody > 120 hrs	In Custody > 240 hrs	In Custody > 72 hrs	In Custody > 120 hrs	In Custody > 240 hrs
12/8/21	<b>(b)(7)(E)</b>					
12/9/21						
12/10/21						
12/11/21						
12/12/21						
12/13/21						
12/14/21						
Total						



U.S. Customs and Border Protection - Southwest Border  
 Office of Field Operations / U.S. Border Patrol  
 Migration Crisis Action Team  
 Time in Custody by Sector/Field Office



Sector	USBP Encounters (Previous Day)						Time in Custody					
	Total	21-Day Average	UAC	AM (OFO only)	FMUA	SA	Total	% Capacity	Average TIC (HRS)	> 72 hours	72-120 hours	> 120 hours
BBT	89	122	2		0	87	30					
DRT	874	1,024	25		283	586	1,333					
ELC	101	135	2		8	91	516					
EPT	641	806	59		125	457	2,254					
LRT	180	275	5		2	152	1,132					
RGV	1,149	1,613	176		393	580	3,837					
SDC	437	481	13		110	314	1,109					
TCA	570	714	64		24	482	591					
YUM	960	872	23		629	308	3,580					
<b>USBP Total</b>	<b>4,981</b>	<b>5,843</b>	<b>370</b>		<b>1,554</b>	<b>3,057</b>	<b>14,382</b>					

**(b)(7)(E)**

Field Office	OFO Encounters (Previous Day)						Time in Custody					
	Total	21-Day Average	UAC	AM (OFO only)	FMUA	SA	Total	% Capacity	Average TIC (HRS)	> 72 hours	72-120 hours	> 120 hours
EL PASO	28	24	3	0	3	22	1					
LAREDO	83	76	1	8	13	51	2					
SAN DIEGO	145	167	4	8	38	95	200					
TUCSON	11	20	1	1	2	7	0					
<b>OFO Total</b>	<b>267</b>	<b>287</b>	<b>9</b>	<b>17</b>	<b>56</b>	<b>185</b>	<b>203</b>					
<b>CBP Total</b>	<b>5,248</b>	<b>6,130</b>	<b>379</b>	<b>17</b>	<b>1,610</b>	<b>3,242</b>	<b>14,585</b>					

**(b)(7)(E)**

Message

From: (b)(6), (b)(7)(C)

Sent: 12/15/2021 10:59:13 AM

To: (b)(6), (b)(7)(C)

(b)(6), (b)(7)(C) DistroList-CBP MCAT

Team (b)(7)(E)

(b)(7)(E) CBP HQ EOC

(b)(7)(E) CBPSTATS-Team

(b)(6), (b)(7)(C), (b)(7)(E)

(b)(6), (b)(7)(C) FALK, SCOTT K (OCC)

(b)(6), (b)(7)(C) (OCC)

(b)(6), (b)(7)(C) (OCC)

(b)(6), (b)(7)(C)

(OCC) (b)(6), (b)(7)(C)

(b)(6), (b)(7)(C) HIGHSMITH,

ANNMARIE (EAC OT) (b)(6), (b)(7)(C)

(b)(6), (b)(7)(C) (OCC) (b)(6), (b)(7)(C)

(b)(6), (b)(7)(C) (b)(6), (b)(7)(C)

(b)(6), (b)(7)(C) SEAR Reporting (b)(7)(E)

(b)(6), (b)(7)(C), (b)(7)(E)

CC: DHS.JIAG (b)(6)

(b)(6), (b)(7)(C)

**(b)(6), (b)(7)(C)**

**Subject:** CBP MCAT Daily Report – Updated Version\_2021-12-15-05-57-19  
**Attachments:** CBP MCAT Daily Report – Updated Version\_2021-12-15-05-57-19.pdf

Hello,

This report replaces the previous version of the report and has been updated w/T42 expulsions.

Please contact the CBP STAT Division with any questions. Below is the email address:

(b)(7)(E)

If you want the version of the MCAT morning report using the previous logic contact: (b)(7)(E)

(b)(7)(E)

# U.S. Customs and Border Protection Migration Crisis Action Team

December 15, 2021

~~WARNING: This document is designated UNCLASSIFIED//LAW ENFORCEMENT SENSITIVE (U//LES). It may contain information that is exempt from public release under the Freedom of Information Act (5USC552). This document is to be controlled, handled, transmitted, distributed, and disposed of in accordance with DHS policy relating to FOUO information, and is not to be released to the public or to personnel who do not have a valid need to know without prior approval from CBP.~~



Homeland  
Security



UNCLASSIFIED//~~FOR OFFICIAL USE ONLY~~//LAW ENFORCEMENT SENSITIVE

**U.S. Customs and Border Protection - Southwest Border**  
**Office of Field Operations / U.S. Border Patrol**  
**Migration Crisis Action Team**



Data is through: 12/14/2021

Preliminary Data and Subject to Change

Report Run Date: 12/15/2021 5:57:50 AM

Total	Demographic	Encounters (Previous Day)	Title 42	T8 Apprehensions/ Inadmissibles	21-Day Average (Encounters)	Currently in Custody	Average TIC (HRS)	CBP Processed Complete	UC Transfers/ TOT ERO (Previous Day)	All Other TOT's/ REPATS (Previous Day)	USBP NTA (OR) Released (Previous Day)
CBP Southwest Border	UC	520	0	520	473	817	25	330	384	8	0
	AM (OFO only)	7	4	3	11	2	16	0	0	14	NA
	FMUA	1,633	132	1,501	1,683	5,026	63	1,124	146	9	405
	Single Adults	4,334	2,296	2,038	4,001	9,026	96	2,711	413	336	726
	<b>Total Apps</b>	<b>6,494</b>	<b>2,432</b>	<b>4,062</b>	<b>6,168</b>	<b>14,871</b>	<b>81</b>	<b>4,165</b>	<b>943</b>	<b>367</b>	<b>1,131</b>

Total	Demographic	Encounters (Previous Day)	Title 42	T8 Apprehensions	21-Day Average (Encounters)	Currently in Custody	Average TIC (HRS)	USBP Processed Complete	UC Transfers/ TOT ERO (Previous Day)	All Other TOT's/ REPATS (Previous Day)	USBP NTA (OR) Released (Previous Day)
USBP Southwest Border	UC	515	0	515	467	811	25	330	382	0	0
	FMUA	1,561	132	1,429	1,611	4,966	64	1,124	98	0	405
	Single Adults	4,188	2,249	1,939	3,804	8,868	97	2,711	383	0	726
	<b>Total Apps</b>	<b>6,264</b>	<b>2,381</b>	<b>3,883</b>	<b>5,883</b>	<b>14,645</b>	<b>82</b>	<b>4,165</b>	<b>863</b>	<b>0</b>	<b>1,131</b>

Total	Demographic	Encounters (Previous Day)	Title 42	T8 Inadmissibles	21-Day Average (Encounters)	Currently in Custody	Average TIC (HRS)	OFO Processed Complete	TOT ERO (Previous Day)	All Other TOT's/ REPATS (Previous Day)	N/A
OFO Southwest Border	UAC	5	0	5	6	6	18	0	2	8	
	AM	7	4	3	11	2	16	0	0	14	
	FMUA	72	0	72	72	60	23	0	48	9	
	Single Adults	146	47	99	197	158	79	0	30	336	
	<b>Total Subjects</b>	<b>230</b>	<b>51</b>	<b>179</b>	<b>285</b>	<b>226</b>	<b>62</b>	<b>0</b>	<b>80</b>	<b>367</b>	

Preliminary Data and Subject to Change  
 UNCLASSIFIED//~~FOR OFFICIAL USE ONLY~~//LAW ENFORCEMENT SENSITIVE





U.S. Customs and Border Protection - Southwest Border  
Migration Crisis Action Team  
December 15, 2021



Preliminary Data and Subject to Change

Sector	Capacity	Covid Capacity	In Custody	% Capacity
BBT	<b>(b)(7)(E)</b>	<b>(b)(7)(E)</b>	39	<b>(b)(7)(E)</b>
DRT			1,466	
ELC			500	
EPT			2,320	
LRT			1,081	
RGV			4,263	
SDC			1,075	
TCA			570	
YUM			3,332	
Total			14,645	

Field Office	Capacity	Covid Capacity	In Custody	% Capacity
EL PASO	<b>(b)(7)(E)</b>	<b>(b)(7)(E)</b>	16	<b>(b)(7)(E)</b>
LAREDO			6	
SAN DIEGO			202	
TUCSON			2	
Total			226	

Port of Entry	Capacity	Covid Capacity	In Custody	% Capacity
BROWNSVILLE, TX (2301)	<b>(b)(7)(E)</b>	<b>(b)(7)(E)</b>	<b>(b)(7)(E)</b>	<b>(b)(7)(E)</b>
CALEXICO, CA (2503/2507)				
DEL RIO, TX (2302)				
EAGLE PASS, TX (2303)				
EL PASO, TX (2402)				
HIDALGO, TX (2305)				
NOGALES, AZ (2604)				
OTAY MESA (2506)				
SAN LUIS, AZ (2608)				
SAN YSIDRO (2504)				
YSLETA (2401)				

Central Processing	Capacity	Covid Capacity	In Custody	% Capacity
TCA/TCC	<b>(b)(7)(E)</b>	<b>(b)(7)(E)</b>	109	<b>(b)(7)(E)</b>

\*RGV sector capacity and in-custody numbers include the CPC figures  
\*\*Tucson sector capacity and in-custody numbers include the TCC figures

Soft Sided Facility	Capacity	Covid Capacity	In Custody	% Capacity
DRT/SSF	<b>(b)(7)(E)</b>	<b>(b)(7)(E)</b>	662	<b>(b)(7)(E)</b>
LRT/LPC			626	
RGV/DNT			1,920	
TCA/TSS			163	
YUM/YSS			2,380	

Modulars	Capacity	Covid Capacity	In Custody	% Capacity
EPT/MCPC	<b>(b)(7)(E)</b>	<b>(b)(7)(E)</b>	2,188	<b>(b)(7)(E)</b>

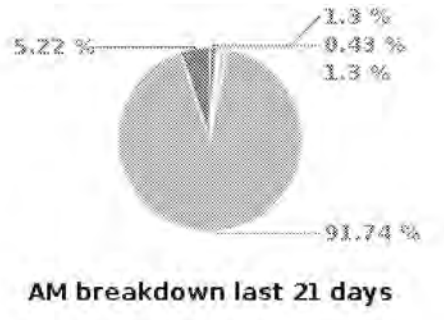
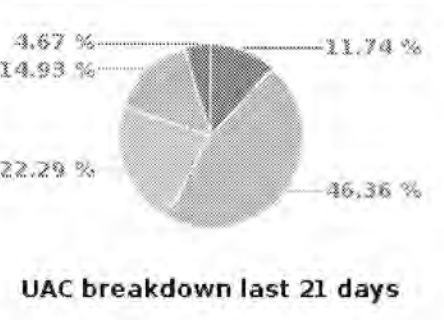
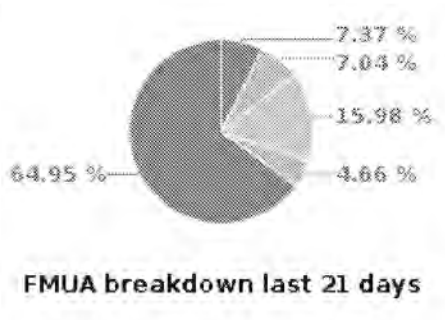
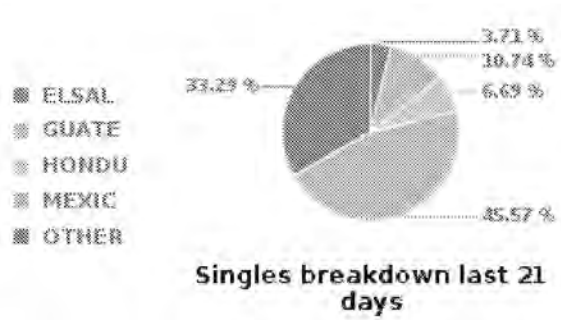
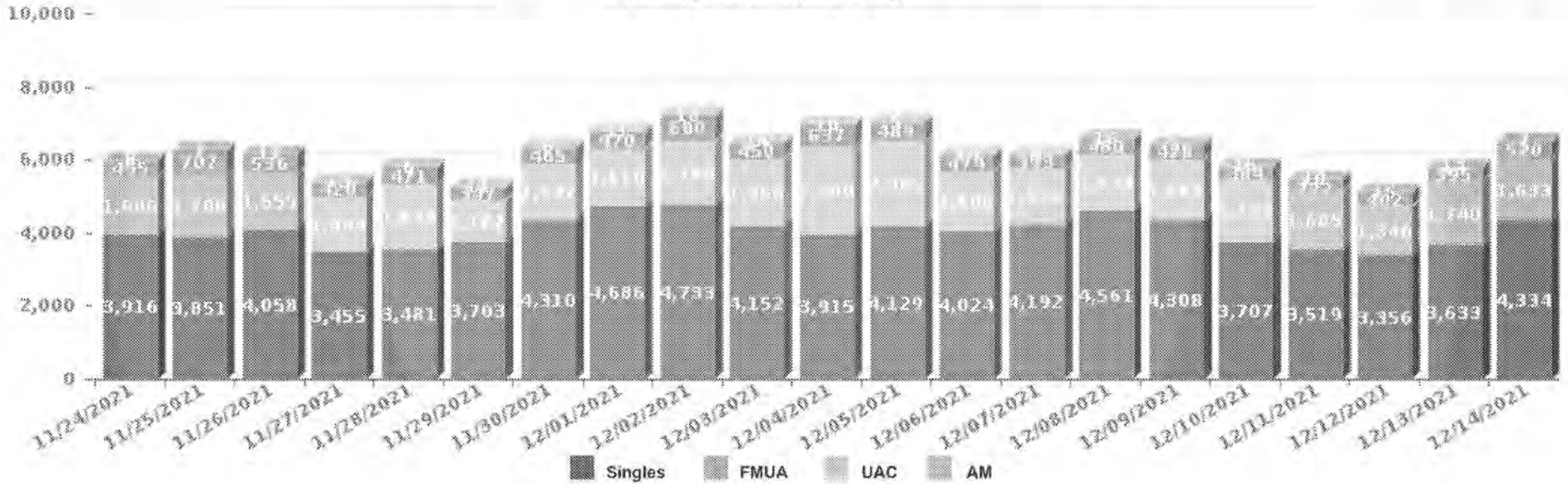
All Soft Sided/Modulars facilities are also reflected within their Sector capacity above

Preliminary Data and Subject to Change



UNCLASSIFIED//FOR OFFICIAL USE ONLY//LAW ENFORCEMENT SENSITIVE

**U.S. Customs and Border Protection - Southwest Border**  
**Office of Field Operations / U.S. Border Patrol**  
**Migration Crisis Action Team**  
**Total CBP Southwest Border Encounters (UAC/AM/FMUA/Singles)**  
 Preliminary Data and Subject to Change



Preliminary Data and Subject to Change  
 UNCLASSIFIED//FOR OFFICIAL USE ONLY//LAW ENFORCEMENT SENSITIVE



U.S. Customs and Border Protection - Southwest Border  
 Office of Field Operations / U.S. Border Patrol  
 Migration Crisis Action Team  
 Time in Custody over 72 hours



	UAC			UAC			UAC		
	OFO			USBP			CBP		
	In Custody > 72 hrs	In Custody > 120 hrs	In Custody > 240 hrs	In Custody > 72 hrs	In Custody > 120 hrs	In Custody > 240 hrs	In Custody > 72 hrs	In Custody > 120 hrs	In Custody > 240 hrs
12/9/21	<b>(b)(7)(E)</b>								
12/10/21									
12/11/21									
12/12/21									
12/13/21									
12/14/21									
12/15/21									
Total									

	FMUA			FMUA			FMUA		
	OFO			USBP			CBP		
	In Custody > 72 hrs	In Custody > 120 hrs	In Custody > 240 hrs	In Custody > 72 hrs	In Custody > 120 hrs	In Custody > 240 hrs	In Custody > 72 hrs	In Custody > 120 hrs	In Custody > 240 hrs
12/9/21	<b>(b)(7)(E)</b>								
12/10/21									
12/11/21									
12/12/21									
12/13/21									
12/14/21									
12/15/21									
Total									

	SINGLE ADULTS			SINGLE ADULTS			SINGLE ADULTS		
	OFO			USBP			CBP		
	In Custody > 72 hrs	In Custody > 120 hrs	In Custody > 240 hrs	In Custody > 72 hrs	In Custody > 120 hrs	In Custody > 240 hrs	In Custody > 72 hrs	In Custody > 120 hrs	In Custody > 240 hrs
12/9/21	<b>(b)(7)(E)</b>								
12/10/21									
12/11/21									
12/12/21									
12/13/21									
12/14/21									
12/15/21									
Total									

	AM			AM		
	OFO			CBP		
	In Custody > 72 hrs	In Custody > 120 hrs	In Custody > 240 hrs	In Custody > 72 hrs	In Custody > 120 hrs	In Custody > 240 hrs
12/9/21	<b>(b)(7)(E)</b>					
12/10/21						
12/11/21						
12/12/21						
12/13/21						
12/14/21						
12/15/21						
Total						



U.S. Customs and Border Protection - Southwest Border  
 Office of Field Operations / U.S. Border Patrol  
 Migration Crisis Action Team  
 Time in Custody by Sector/Field Office



Sector	USBP Encounters (Previous Day)						Time in Custody					
	Total	21-Day Average	UAC	AM (OFO only)	FMUA	SA	Total	% Capacity	Average TIC (HRS)	> 72 hours	72-120 hours	> 120 hours
BBT	103	121	4		4	95	39					
DRT	1,033	1,034	31		285	716	1,465					
ELC	219	141	2		24	193	500					
EPT	604	601	57		97	450	2,320					
LRT	315	268	8		10	297	1,051					
RGV	1,966	1,633	303		687	965	4,253					
SDC	580	489	22		51	507	1,075					
TCA	722	715	77		41	604	570					
YUM	733	851	11		361	361	3,332					
<b>USBP Total</b>	<b>6,264</b>	<b>5,883</b>	<b>515</b>		<b>1,561</b>	<b>4,188</b>	<b>14,645</b>					

**(b)(7)(E)**

Field Office	OFO Encounters (Previous Day)						Time in Custody					
	Total	21-Day Average	UAC	AM (OFO only)	FMUA	SA	Total	% Capacity	Average TIC (HRS)	> 72 hours	72-120 hours	> 120 hours
EL PASO	30	24	0	1	13	16	15					
LAREDO	62	75	1	1	7	63	6					
SAN DIEGO	115	165	4	3	46	62	202					
TUCSON	23	20	0	2	5	15	2					
<b>OFO Total</b>	<b>230</b>	<b>285</b>	<b>5</b>	<b>7</b>	<b>72</b>	<b>146</b>	<b>226</b>					
<b>CBP Total</b>	<b>6,494</b>	<b>6,168</b>	<b>520</b>	<b>7</b>	<b>1,633</b>	<b>4,334</b>	<b>14,871</b>					

**(b)(7)(E)**

Message

From: (b)(6), (b)(7)(C)

Sent: 1/6/2022 10:58:31 AM

To: (b)(6), (b)(7)(C)

(b)(6), (b)(7)(C) DistroList-CBP MCAT

Team: (b)(7)(E)

(b)(7)(E) CBP HQ EOC

(b)(7)(E) CBPSTATS-Team

(b)(6), (b)(7)(C), (b)(7)(E)

(b)(6), (b)(7)(C) FALK, SCOTT K (OCC)

(b)(6), (b)(7)(C) (OCC)

(b)(6), (b)(7)(C) (OCC)

(b)(6), (b)(7)(C)

(OCC) (b)(6), (b)(7)(C)

(b)(6), (b)(7)(C) HIGHSMITH,

ANNMARIE (EAC OT) (b)(6), (b)(7)(C)

(b)(6), (b)(7)(C)

(b)(6), (b)(7)(C) (OCC) (b)(6), (b)(7)(C)

(b)(6), (b)(7)(C) (b)(6), (b)(7)(C)

(b)(6), (b)(7)(C) SEAR Reporting (b)(7)(E)

(b)(6), (b)(7)(C), (b)(7)(E)

CC: DHS.JIAG (b)(6)

(b)(6), (b)(7)(C)

**(b)(6), (b)(7)(C)**

**Subject:** CBP MCAT Daily Report – Updated Version\_2022-01-06-05-57-01  
**Attachments:** CBP MCAT Daily Report – Updated Version\_2022-01-06-05-57-01.pdf

Hello,

This report replaces the previous version of the report and has been updated w/T42 expulsions.

Please contact the CBP STAT Division with any questions. Below is the email address:

(b)(7)(E)

If you want the version of the MCAT morning report using the previous logic contact: (b)(7)(E)

(b)(7)(E)

# U.S. Customs and Border Protection Migration Crisis Action Team

**January 6, 2022**

~~WARNING: This document is designated UNCLASSIFIED//LAW ENFORCEMENT SENSITIVE (U//LES). It may contain information that is exempt from public release under the Freedom of Information Act (5USC552). This document is to be controlled, handled, transmitted, distributed, and disposed of in accordance with DHS policy relating to FOUO information, and is not to be released to the public or to personnel who do not have a valid need to know without prior approval from CBP.~~



**Homeland  
Security**





UNCLASSIFIED//~~FOR OFFICIAL USE ONLY~~//LAW ENFORCEMENT SENSITIVE

**U.S. Customs and Border Protection - Southwest Border**  
**Office of Field Operations / U.S. Border Patrol**  
**Migration Crisis Action Team**



Data is through: 1/5/2022

Preliminary Data and Subject to Change

Report Run Date: 1/6/2022 5:57:44 AM

Total	Demographic	Encounters (Previous Day)	Title 42	T8 Apprehensions/ Inadmissibles	21-Day Average (Encounters)	Currently in Custody	Average TIC (HRS)	CBP Processed Complete	UC Transfers/ TOT ERO (Previous Day)	All Other TOT's/ REPATS (Previous Day)	USBP NTA (OR) Released (Previous Day)
CBP Southwest Border	UC	135	2	135	259	141	15	71	92	22	0
	AM (OFO only)	8	4	4	9	1	2	0	0	12	NA
	FMUA	685	122	563	1,407	3,330	102	1,321	219	6	275
	Single Adults	2,680	1,590	1,090	3,053	6,432	158	2,633	757	244	933
	<b>Total Apps</b>	<b>3,510</b>	<b>1,718</b>	<b>1,792</b>	<b>4,727</b>	<b>9,904</b>	<b>138</b>	<b>4,025</b>	<b>1,068</b>	<b>284</b>	<b>1,208</b>

Total	Demographic	Encounters (Previous Day)	Title 42	T8 Apprehensions	21-Day Average (Encounters)	Currently in Custody	Average TIC (HRS)	USBP Processed Complete	UC Transfers/ TOT ERO (Previous Day)	All Other TOT's/ REPATS (Previous Day)	USBP NTA (OR) Released (Previous Day)
USBP Southwest Border	UC	134	2	134	254	139	15	71	91	0	0
	FMUA	649	122	527	1,338	3,319	103	1,321	185	0	275
	Single Adults	2,510	1,545	965	2,879	6,033	159	2,633	624	0	933
	<b>Total Apps</b>	<b>3,295</b>	<b>1,669</b>	<b>1,626</b>	<b>4,471</b>	<b>9,491</b>	<b>138</b>	<b>4,025</b>	<b>900</b>	<b>0</b>	<b>1,208</b>

Total	Demographic	Encounters (Previous Day)	Title 42	T8 Inadmissibles	21-Day Average (Encounters)	Currently in Custody	Average TIC (HRS)	OFO Processed Complete	TOT ERO (Previous Day)	All Other TOT's/ REPATS (Previous Day)	N/A
OFO Southwest Border	UAC	1	0	1	5	2	22	0	1	22	
	AM	8	4	4	9	1	2	0	0	12	
	FMUA	36	0	36	69	11	44	0	34	6	
	Single Adults	170	45	125	174	399	139	0	133	244	
	<b>Total Subjects</b>	<b>215</b>	<b>49</b>	<b>166</b>	<b>257</b>	<b>413</b>	<b>135</b>	<b>0</b>	<b>168</b>	<b>284</b>	

Preliminary Data and Subject to Change  
 UNCLASSIFIED//~~FOR OFFICIAL USE ONLY~~//LAW ENFORCEMENT SENSITIVE



U.S. Customs and Border Protection - Southwest Border  
Migration Crisis Action Team  
January 6, 2022



Preliminary Data and Subject to Change

Sector	Capacity	Covid Capacity	In Custody	% Capacity
BBT	<b>(b)(7)(E)</b>	<b>(b)(7)(E)</b>	115	<b>(b)(7)(E)</b>
DRT			767	
ELC			329	
EPT			2,847	
LRT			1,168	
RGV			1,074	
SDC			829	
TCA			425	
YUM			1,937	
Total			9,491	

Central Processing	Capacity	Covid Capacity	In Custody	% Capacity
TCA/TCC	<b>(b)(7)(E)</b>	<b>(b)(7)(E)</b>	168	<b>(b)(7)(E)</b>

\*RGV sector capacity and in-custody numbers include the CPC figures  
\*\*Tucson sector capacity and in-custody numbers include the TCC figures

Soft Sided Facility	Capacity	Covid Capacity	In Custody	% Capacity
DRT/SSF	<b>(b)(7)(E)</b>	<b>(b)(7)(E)</b>	460	<b>(b)(7)(E)</b>
LRT/LPC			788	
RGV/DNT			261	
TCA/TSS			5	
YUM/YSS			1,093	

Modulars	Capacity	Covid Capacity	In Custody	% Capacity
EPT/MCPC	<b>(b)(7)(E)</b>	<b>(b)(7)(E)</b>	2,788	<b>(b)(7)(E)</b>

All Soft Sided/Modulars facilities are also reflected within their Sector capacity above

Field Office	Capacity	Covid Capacity	In Custody	% Capacity
EL PASO	<b>(b)(7)(E)</b>	<b>(b)(7)(E)</b>	16	<b>(b)(7)(E)</b>
LAREDO			18	
SAN DIEGO			377	
TUCSON			2	
Total			413	


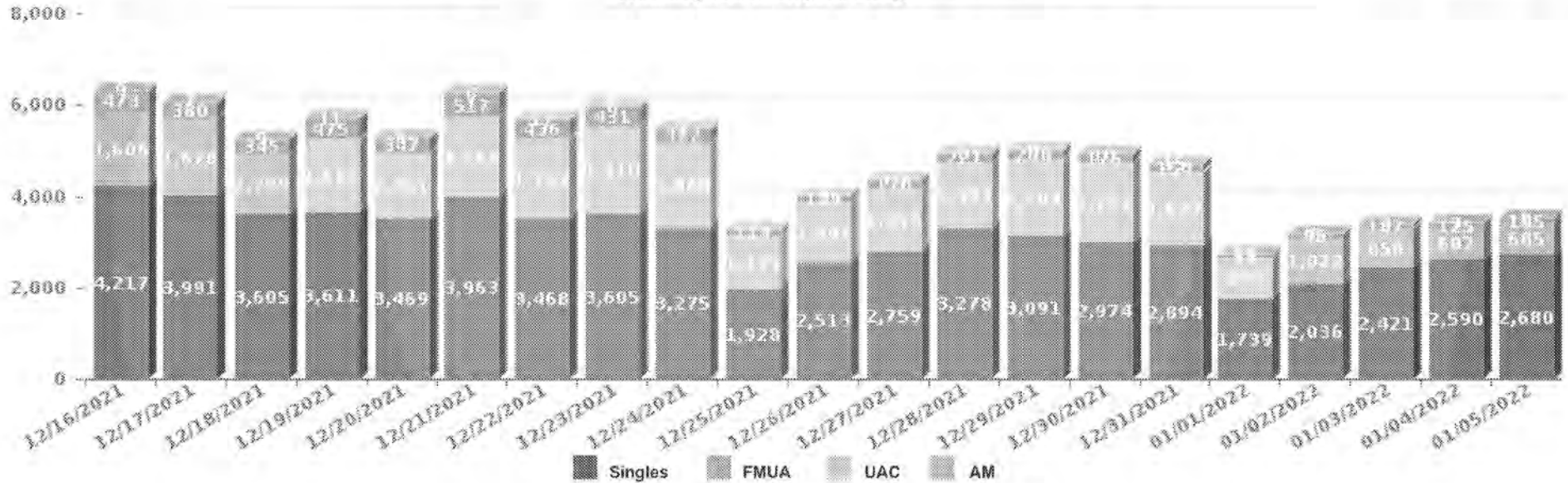
Port of Entry	Capacity	Covid Capacity	In Custody	% Capacity
BROWNSVILLE, TX (2301)	<b>(b)(7)(E)</b>	<b>(b)(7)(E)</b>	<b>(b)(7)(E)</b>	<b>(b)(7)(E)</b>
CALEXICO, CA (2503/2507)				
EL PASO, TX (2402)				
HIDALGO, TX (2305)				
LAREDO, TX (2304)				
NOGALES, AZ (2604)				
RIO GRANDE CITY, TX (2307)				
SAN YSIDRO (2504)				
YSLETA (2401)				

Preliminary Data and Subject to Change



UNCLASSIFIED//FOR OFFICIAL USE ONLY//LAW ENFORCEMENT SENSITIVE

**U.S. Customs and Border Protection - Southwest Border**  
**Office of Field Operations / U.S. Border Patrol**  
**Migration Crisis Action Team**  
**Total CBP Southwest Border Encounters (UAC/AM/FMUA/Singles)**  
 Preliminary Data and Subject to Change



Preliminary Data and Subject to Change  
 UNCLASSIFIED//FOR OFFICIAL USE ONLY//LAW ENFORCEMENT SENSITIVE



U.S. Customs and Border Protection - Southwest Border  
 Office of Field Operations / U.S. Border Patrol  
 Migration Crisis Action Team  
 Time in Custody over 72 hours



	UAC			UAC			UAC		
	OFO			USBP			CBP		
	In Custody > 72 hrs	In Custody > 120 hrs	In Custody > 240 hrs	In Custody > 72 hrs	In Custody > 120 hrs	In Custody > 240 hrs	In Custody > 72 hrs	In Custody > 120 hrs	In Custody > 240 hrs
12/31/21	<b>(b)(7)(E)</b>								
1/1/22									
1/2/22									
1/3/22									
1/4/22									
1/5/22									
1/6/22									
Total									

	FMUA			FMUA			FMUA		
	OFO			USBP			CBP		
	In Custody > 72 hrs	In Custody > 120 hrs	In Custody > 240 hrs	In Custody > 72 hrs	In Custody > 120 hrs	In Custody > 240 hrs	In Custody > 72 hrs	In Custody > 120 hrs	In Custody > 240 hrs
12/31/21	<b>(b)(7)(E)</b>								
1/1/22									
1/2/22									
1/3/22									
1/4/22									
1/5/22									
1/6/22									
Total									

	SINGLE ADULTS			SINGLE ADULTS			SINGLE ADULTS		
	OFO			USBP			CBP		
	In Custody > 72 hrs	In Custody > 120 hrs	In Custody > 240 hrs	In Custody > 72 hrs	In Custody > 120 hrs	In Custody > 240 hrs	In Custody > 72 hrs	In Custody > 120 hrs	In Custody > 240 hrs
12/31/21	<b>(b)(7)(E)</b>								
1/1/22									
1/2/22									
1/3/22									
1/4/22									
1/5/22									
1/6/22									
Total									

	AM			AM		
	OFO			CBP		
	In Custody > 72 hrs	In Custody > 120 hrs	In Custody > 240 hrs	In Custody > 72 hrs	In Custody > 120 hrs	In Custody > 240 hrs
12/31/21	<b>(b)(7)(E)</b>					
1/1/22						
1/2/22						
1/3/22						
1/4/22						
1/5/22						
1/6/22						
Total						



U.S. Customs and Border Protection - Southwest Border  
 Office of Field Operations / U.S. Border Patrol  
 Migration Crisis Action Team  
 Time in Custody by Sector/Field Office



Sector	USBP Encounters (Previous Day)						Time in Custody					
	Total	21-Day Average	UAC	AM (OFO only)	FMUA	SA	Total	% Capacity	Average TIC (HRS)	> 72 hours	72-120 hours	> 120 hours
BBT	112	95	1		8	103	115					
DRT	683	967	11		205	467	767					
ELC	87	116	0		8	79	329					
EPT	437	633	36		99	298	2,847					
LRT	164	182	7		6	151	1,168					
RGV	659	1,002	80		93	516	1,074					
SDC	329	398	4		35	290	829					
TCA	337	310	12		12	313	425					
YUM	487	868	1		193	293	1,937					
<b>USBP Total</b>	<b>3,295</b>	<b>4,471</b>	<b>134</b>		<b>649</b>	<b>2,510</b>	<b>9,491</b>					

**(b)(7)(E)**

Field Office	OFO Encounters (Previous Day)						Time in Custody					
	Total	21-Day Average	UAC	AM (OFO only)	FMUA	SA	Total	% Capacity	Average TIC (HRS)	> 72 hours	72-120 hours	> 120 hours
EL PASO	45	25	0	0	2	43	15					
LAREDO	91	76	0	4	21	68	18					
SAN DIEGO	65	141	0	4	13	48	377					
TUCSON	14	15	1	0	0	13	2					
<b>OFO Total</b>	<b>215</b>	<b>257</b>	<b>1</b>	<b>8</b>	<b>36</b>	<b>170</b>	<b>413</b>					
<b>CBP Total</b>	<b>3,510</b>	<b>4,727</b>	<b>135</b>	<b>8</b>	<b>685</b>	<b>2,680</b>	<b>9,904</b>					

**(b)(7)(E)**

Message

From: (b)(6), (b)(7)(C)  
Sent: 1/17/2022 10:58:50 AM  
To: (b)(6), (b)(7)(C)  
(b)(7)(E) DistroList-CBP MCAT  
Team (b)(7)(E)  
(b)(7)(E) CBP HQ EOC  
(b)(7)(E) CBPSTATS-Team  
(b)(6), (b)(7)(C), (b)(7)(E)  
(b)(6), (b)(7)(C) FALK, SCOTT K (OCC)  
(b)(6), (b)(7)(C) (OCC)  
(b)(6), (b)(7)(C) (OCC)  
(b)(6), (b)(7)(C)  
(OCC) (b)(6), (b)(7)(C)  
(b)(6), (b)(7)(C) HIGHSMITH,  
ANNMARIE (EAC OT) (b)(6), (b)(7)(C)  
(b)(6), (b)(7)(C)  
(b)(6), (b)(7)(C) (OCC) (b)(6), (b)(7)(C)  
(b)(6), (b)(7)(C) (b)(6), (b)(7)(C)  
(b)(6), (b)(7)(C) SEAR Reporting (b)(7)(E)

**(b)(6), (b)(7)(C), (b)(7)(E)**

CC: DHS.JIAG (b)(6)

**(b)(6), (b)(7)(C)**

**(b)(6), (b)(7)(C)**

**Subject:** CBP MCAT Daily Report – Updated Version\_2022-01-17-05-57-07  
**Attachments:** CBP MCAT Daily Report – Updated Version\_2022-01-17-05-57-07.pdf

Hello,

This report replaces the previous version of the report and has been updated w/T42 expulsions.

Please contact the CBP STAT Division with any questions. Below is the email address:

(b)(7)(E)

If you want the version of the MCAT morning report using the previous logic contact: (b)(7)(E)

(b)(7)(E)



# U.S. Customs and Border Protection Migration Crisis Action Team

**January 17, 2022**

~~WARNING: This document is designated UNCLASSIFIED//LAW ENFORCEMENT SENSITIVE (U//LES). It may contain information that is exempt from public release under the Freedom of Information Act (5USC552). This document is to be controlled, handled, transmitted, distributed, and disposed of in accordance with DHS policy relating to FOUO information, and is not to be released to the public or to personnel who do not have a valid need to know without prior approval from CBP.~~



**Homeland  
Security**



UNCLASSIFIED//~~FOR OFFICIAL USE ONLY~~//LAW ENFORCEMENT SENSITIVE

**U.S. Customs and Border Protection - Southwest Border**  
**Office of Field Operations / U.S. Border Patrol**  
**Migration Crisis Action Team**



Data is through: 1/16/2022

Preliminary Data and Subject to Change

Report Run Date: 1/17/2022 5:57:40 AM

Total	Demographic	Encounters (Previous Day)	Title 42	T8 Apprehensions/ Inadmissibles	21-Day Average (Encounters)	Currently in Custody	Average TIC (HRS)	CBP Processed Complete	UC Transfers/ TOT ERO (Previous Day)	All Other TOT's/ REPATS (Previous Day)	USBP NTA (OR) Released (Previous Day)
CBP Southwest Border	UC	312	0	312	178	318	19	199	265	18	0
	AM (OFO only)	4	2	2	9	5	16	0	0	4	NA
	FMUA	1,002	105	897	1,027	2,486	49	1,007	53	0	279
	Single Adults	3,500	1,802	1,698	2,978	5,825	68	2,005	394	203	929
	<b>Total Apps</b>	<b>4,818</b>	<b>1,909</b>	<b>2,909</b>	<b>4,192</b>	<b>8,634</b>	<b>61</b>	<b>3,211</b>	<b>712</b>	<b>225</b>	<b>1,208</b>

Total	Demographic	Encounters (Previous Day)	Title 42	T8 Apprehensions	21-Day Average (Encounters)	Currently in Custody	Average TIC (HRS)	USBP Processed Complete	UC Transfers/ TOT ERO (Previous Day)	All Other TOT's/ REPATS (Previous Day)	USBP NTA (OR) Released (Previous Day)
USBP Southwest Border	UC	307	0	307	174	311	19	199	264	0	0
	FMUA	974	105	869	971	2,460	49	1,007	45	0	279
	Single Adults	3,376	1,754	1,622	2,818	5,661	67	1,985	272	0	929
	<b>Total Apps</b>	<b>4,657</b>	<b>1,859</b>	<b>2,798</b>	<b>3,963</b>	<b>8,432</b>	<b>60</b>	<b>3,191</b>	<b>581</b>	<b>0</b>	<b>1,208</b>

Total	Demographic	Encounters (Previous Day)	Title 42	T8 Inadmissibles	21-Day Average (Encounters)	Currently in Custody	Average TIC (HRS)	OFO Processed Complete	TOT ERO (Previous Day)	All Other TOT's/ REPATS (Previous Day)	N/A
OFO Southwest Border	UAC	5	0	5	4	7	14	0	1	18	
	AM	4	2	2	9	5	16	0	0	4	
	FMUA	28	0	28	57	26	24	0	8	0	
	Single Adults	124	48	76	160	164	121	20	122	203	
	<b>Total Subjects</b>	<b>161</b>	<b>50</b>	<b>111</b>	<b>229</b>	<b>202</b>	<b>103</b>	<b>20</b>	<b>131</b>	<b>225</b>	

Preliminary Data and Subject to Change  
 UNCLASSIFIED//~~FOR OFFICIAL USE ONLY~~//LAW ENFORCEMENT SENSITIVE



U.S. Customs and Border Protection - Southwest Border  
Migration Crisis Action Team  
January 17, 2022



Preliminary Data and Subject to Change

Sector	Capacity	Covid Capacity	In Custody	% Capacity
BBT	<b>(b)(7)(E)</b>	<b>(b)(7)(E)</b>	108	<b>(b)(7)(E)</b>
DRT			1,681	
ELC			151	
EPT			1,349	
LRT			1,154	
RGV			1,896	
SDC			383	
TCA			297	
YUM			1,414	
Total			8,432	

Field Office	Capacity	Covid Capacity	In Custody	% Capacity
EL PASO	<b>(b)(7)(E)</b>	<b>(b)(7)(E)</b>	1	<b>(b)(7)(E)</b>
LAREDO			1	
SAN DIEGO			199	
TUCSON			1	
Total			202	

Port of Entry	Capacity	Covid Capacity	In Custody	% Capacity
CALEXICO, CA (2503/2507)	<b>(b)(7)(E)</b>	<b>(b)(7)(E)</b>	<b>(b)(7)(E)</b>	<b>(b)(7)(E)</b>
EAGLE PASS, TX (2303)				
EL PASO, TX (2402)				
NOGALES, AZ (2604)				
OTAY MESA (2506)				
SAN YSIDRO (2504)				

Central Processing	Capacity	Covid Capacity	In Custody	% Capacity
TCA/TCC	<b>(b)(7)(E)</b>	<b>(b)(7)(E)</b>	94	<b>(b)(7)(E)</b>

\*RGV sector capacity and in-custody numbers include the CPC figures  
\*\*Tucson sector capacity and in-custody numbers include the TCC figures

Soft Sided Facility	Capacity	Covid Capacity	In Custody	% Capacity
DRT/SSF	<b>(b)(7)(E)</b>	<b>(b)(7)(E)</b>	886	<b>(b)(7)(E)</b>
LRT/LPC			789	
RGV/DNT			676	
TCA/TSS			19	
YUM/YSS			796	

Modulars	Capacity	Covid Capacity	In Custody	% Capacity
EPT/MCPC	<b>(b)(7)(E)</b>	<b>(b)(7)(E)</b>	1,286	<b>(b)(7)(E)</b>

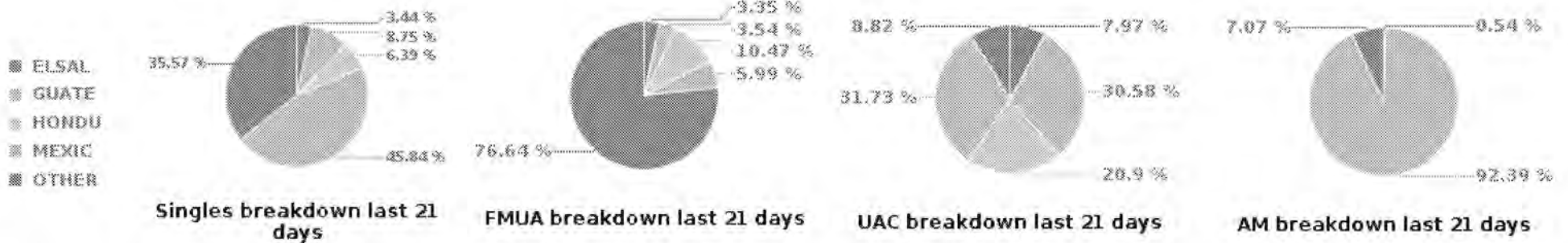
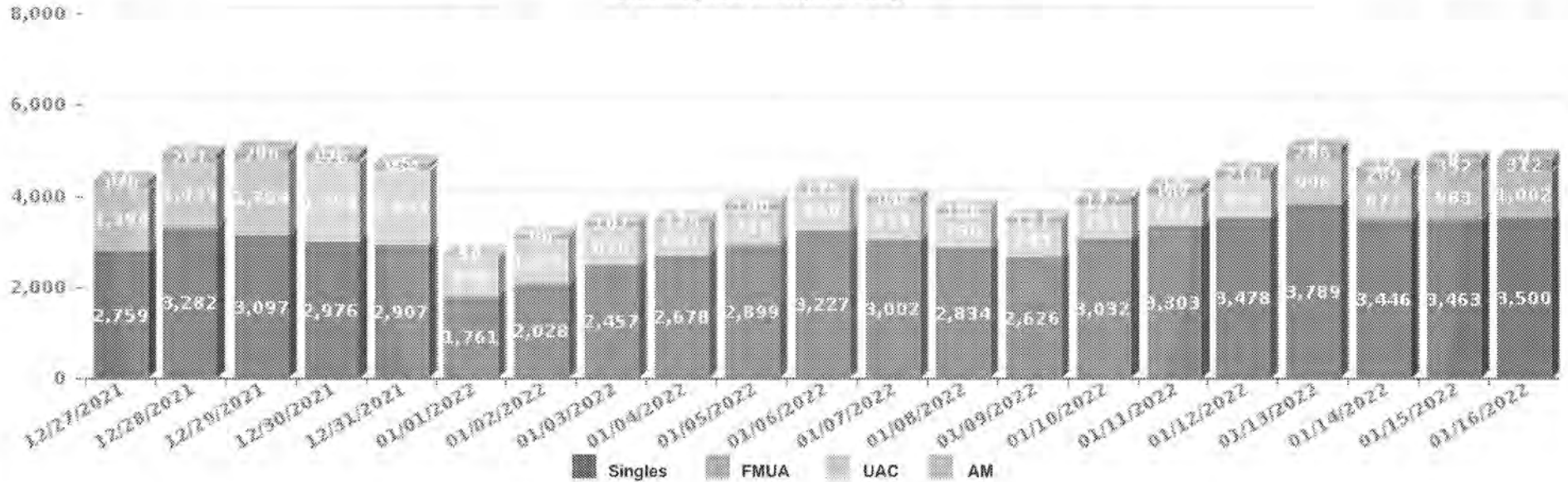
All Soft Sided/Modulars facilities are also reflected within their Sector capacity above

Preliminary Data and Subject to Change



UNCLASSIFIED//~~FOR OFFICIAL USE ONLY~~//LAW ENFORCEMENT SENSITIVE

**U.S. Customs and Border Protection - Southwest Border**  
**Office of Field Operations / U.S. Border Patrol**  
**Migration Crisis Action Team**  
**Total CBP Southwest Border Encounters (UAC/AM/FMUA/Singles)**  
 Preliminary Data and Subject to Change



Preliminary Data and Subject to Change  
 UNCLASSIFIED//~~FOR OFFICIAL USE ONLY~~//LAW ENFORCEMENT SENSITIVE



U.S. Customs and Border Protection - Southwest Border  
 Office of Field Operations / U.S. Border Patrol  
 Migration Crisis Action Team  
 Time in Custody over 72 hours



	UAC			UAC			UAC		
	OFO			USBP			CBP		
	In Custody > 72 hrs	In Custody > 120 hrs	In Custody > 240 hrs	In Custody > 72 hrs	In Custody > 120 hrs	In Custody > 240 hrs	In Custody > 72 hrs	In Custody > 120 hrs	In Custody > 240 hrs
1/11/22	<b>(b)(7)(E)</b>								
1/12/22									
1/13/22									
1/14/22									
1/15/22									
1/16/22									
1/17/22									
Total									

	FMUA			FMUA			FMUA		
	OFO			USBP			CBP		
	In Custody > 72 hrs	In Custody > 120 hrs	In Custody > 240 hrs	In Custody > 72 hrs	In Custody > 120 hrs	In Custody > 240 hrs	In Custody > 72 hrs	In Custody > 120 hrs	In Custody > 240 hrs
1/11/22	<b>(b)(7)(E)</b>								
1/12/22									
1/13/22									
1/14/22									
1/15/22									
1/16/22									
1/17/22									
Total									

	SINGLE ADULTS			SINGLE ADULTS			SINGLE ADULTS		
	OFO			USBP			CBP		
	In Custody > 72 hrs	In Custody > 120 hrs	In Custody > 240 hrs	In Custody > 72 hrs	In Custody > 120 hrs	In Custody > 240 hrs	In Custody > 72 hrs	In Custody > 120 hrs	In Custody > 240 hrs
1/11/22	<b>(b)(7)(E)</b>								
1/12/22									
1/13/22									
1/14/22									
1/15/22									
1/16/22									
1/17/22									
Total									

	AM			AM		
	OFO			CBP		
	In Custody > 72 hrs	In Custody > 120 hrs	In Custody > 240 hrs	In Custody > 72 hrs	In Custody > 120 hrs	In Custody > 240 hrs
1/11/22	<b>(b)(7)(E)</b>					
1/12/22						
1/13/22						
1/16/22						
1/17/22						
Total						



U.S. Customs and Border Protection - Southwest Border  
Office of Field Operations / U.S. Border Patrol  
Migration Crisis Action Team  
Time in Custody by Sector/Field Office



Sector	USBP Encounters (Previous Day)						Time in Custody					
	Total	21-Day Average	UAC	AM (OFO only)	FMUA	SA	Total	% Capacity	Average TIC (HRS)	> 72 hours	72-120 hours	> 120 hours
BBT	83	77	3		2	78	198					
DRT	564	529	25		287	682	1,681					
ELC	151	119	2		9	140	151					
EPT	682	636	44		111	527	1,349					
LRT	111	181	3		0	108	1,154					
RGV	727	736	152		173	402	1,896					
SDC	416	344	22		79	315	993					
TCA	569	370	33		25	511	297					
YUM	924	671	23		288	613	1,414					
<b>USBP Total</b>	<b>4,657</b>	<b>3,963</b>	<b>307</b>		<b>974</b>	<b>3,376</b>	<b>8,432</b>					

**(b)(7)(E)**

Field Office	OFO Encounters (Previous Day)						Time in Custody					
	Total	21-Day Average	UAC	AM (OFO only)	FMUA	SA	Total	% Capacity	Average TIC (HRS)	> 72 hours	72-120 hours	> 120 hours
EL PASO	10	25	0	0	0	10	1					
LAREDO	53	85	0	2	2	49	1					
SAN DIEGO	88	100	5	2	26	55	199					
TUCSON	10	18	0	0	0	10	1					
<b>OFO Total</b>	<b>161</b>	<b>229</b>	<b>5</b>	<b>4</b>	<b>28</b>	<b>124</b>	<b>202</b>					
<b>CBP Total</b>	<b>4,818</b>	<b>4,192</b>	<b>312</b>	<b>4</b>	<b>1,002</b>	<b>3,500</b>	<b>8,634</b>					

**(b)(7)(E)**

Message

From: (b)(6), (b)(7)(C)  
Sent: 1/18/2022 10:59:16 AM  
To: (b)(6), (b)(7)(C)  
(b)(6), (b)(7)(C) DistroList-CBP MCAT  
Team (b)(7)(E)  
(b)(7)(E) CBP HQ EOC  
(b)(7)(E) CBPSTATS-Team  
(b)(6), (b)(7)(C), (b)(7)(E)  
(b)(6), (b)(7)(C) FALK, SCOTT K (OCC)  
(b)(6), (b)(7)(C) (OCC)  
(b)(6), (b)(7)(C) (OCC)  
(b)(6), (b)(7)(C)  
(OCC) (b)(6), (b)(7)(C)  
(b)(6), (b)(7)(C) HIGHSMITH,  
ANNMARIE (EAC OT) (b)(6), (b)(7)(C)  
(b)(6), (b)(7)(C)  
(b)(6), (b)(7)(C) (OCC) (b)(6), (b)(7)(C)  
(b)(6), (b)(7)(C)  
(b)(6), (b)(7)(C) SEAR Reporting (b)(7)(E)

**(b)(6), (b)(7)(C), (b)(7)(E)**

CC: DHS.JIAG (b)(6)

**(b)(6), (b)(7)(C)**

**(b)(6), (b)(7)(C)**

**Subject:** CBP MCAT Daily Report – Updated Version\_2022-01-18-05-57-17  
**Attachments:** CBP MCAT Daily Report – Updated Version\_2022-01-18-05-57-17.pdf

Hello,



This report replaces the previous version of the report and has been updated w/T42 expulsions.

Please contact the CBP STAT Division with any questions. Below is the email address:

(b)(7)(E)

If you want the version of the MCAT morning report using the previous logic contact: (b)(7)(E)

(b)(7)(E)

# U.S. Customs and Border Protection Migration Crisis Action Team

**January 18, 2022**

~~WARNING: This document is designated UNCLASSIFIED//LAW ENFORCEMENT SENSITIVE (U//LES). It may contain information that is exempt from public release under the Freedom of Information Act (5USC552). This document is to be controlled, handled, transmitted, distributed, and disposed of in accordance with DHS policy relating to FOUO information, and is not to be released to the public or to personnel who do not have a valid need to know without prior approval from CBP.~~



**Homeland  
Security**



UNCLASSIFIED//~~FOR OFFICIAL USE ONLY~~//LAW ENFORCEMENT SENSITIVE

**U.S. Customs and Border Protection - Southwest Border**  
**Office of Field Operations / U.S. Border Patrol**  
**Migration Crisis Action Team**



Data is through: 1/17/2022

Preliminary Data and Subject to Change

Report Run Date: 1/18/2022 5:57:59 AM

Total	Demographic	Encounters (Previous Day)	Title 42	T8 Apprehensions/ Inadmissibles	21-Day Average (Encounters)	Currently in Custody	Average TIC (HRS)	CBP Processed Complete	UC Transfers/ TOT ERO (Previous Day)	All Other TOT's/ REPATS (Previous Day)	USBP NTA (OR) Released (Previous Day)
CBP Southwest Border	UC	390	0	390	189	351	15	163	288	22	0
	AM (OFO only)	5	4	1	8	2	35	0	0	8	NA
	FMUA	1,039	122	917	1,018	2,766	45	1,235	131	2	177
	Single Adults	3,905	2,133	1,772	3,053	6,528	70	2,412	319	197	949
	<b>Total Apps</b>	<b>5,339</b>	<b>2,259</b>	<b>3,080</b>	<b>4,268</b>	<b>9,647</b>	<b>62</b>	<b>3,810</b>	<b>738</b>	<b>229</b>	<b>1,126</b>

Total	Demographic	Encounters (Previous Day)	Title 42	T8 Apprehensions	21-Day Average (Encounters)	Currently in Custody	Average TIC (HRS)	USBP Processed Complete	UC Transfers/ TOT ERO (Previous Day)	All Other TOT's/ REPATS (Previous Day)	USBP NTA (OR) Released (Previous Day)
USBP Southwest Border	UC	384	0	384	185	347	14	163	288	0	0
	FMUA	998	122	876	963	2,738	46	1,235	125	0	177
	Single Adults	3,767	2,071	1,696	2,896	6,369	69	2,372	299	0	949
	<b>Total Apps</b>	<b>5,149</b>	<b>2,193</b>	<b>2,956</b>	<b>4,043</b>	<b>9,454</b>	<b>61</b>	<b>3,770</b>	<b>712</b>	<b>0</b>	<b>1,126</b>

Total	Demographic	Encounters (Previous Day)	Title 42	T8 Inadmissibles	21-Day Average (Encounters)	Currently in Custody	Average TIC (HRS)	OFO Processed Complete	TOT ERO (Previous Day)	All Other TOT's/ REPATS (Previous Day)	N/A
OFO Southwest Border	UAC	6	0	6	4	4	20	0	0	22	
	AM	5	4	1	8	2	35	0	0	8	
	FMUA	41	0	41	55	28	20	0	6	2	
	Single Adults	138	62	76	157	159	110	40	20	197	
	<b>Total Subjects</b>	<b>190</b>	<b>66</b>	<b>124</b>	<b>225</b>	<b>193</b>	<b>94</b>	<b>40</b>	<b>26</b>	<b>229</b>	

Preliminary Data and Subject to Change  
 UNCLASSIFIED//~~FOR OFFICIAL USE ONLY~~//LAW ENFORCEMENT SENSITIVE



U.S. Customs and Border Protection - Southwest Border  
Migration Crisis Action Team  
January 18, 2022



Preliminary Data and Subject to Change

Sector	Capacity	Covid Capacity	In Custody	% Capacity
BBT	<b>(b)(7)(E)</b>	<b>(b)(7)(E)</b>	73	<b>(b)(7)(E)</b>
DRT			2,021	
ELC			220	
EPT			1,348	
LRT			1,326	
RGV			2,348	
SDC			353	
TCA			279	
YUM			1,486	
Total			9,454	

Central Processing	Capacity	Covid Capacity	In Custody	% Capacity
TCA/TCC	<b>(b)(7)(E)</b>		119	<b>(b)(7)(E)</b>

\*RGV sector capacity and in-custody numbers include the CPC figures  
\*\*Tucson sector capacity and in-custody numbers include the TCC figures

Soft Sided Facility	Capacity	Covid Capacity	In Custody	% Capacity
DRT/SSF	<b>(b)(7)(E)</b>	<b>(b)(7)(E)</b>	1,225	<b>(b)(7)(E)</b>
LRT/LPC			964	
RGV/DNT			947	
TCA/TSS			14	
YUM/YSS			855	

Modulars	Capacity	Covid Capacity	In Custody	% Capacity
EPT/MCPC	<b>(b)(7)(E)</b>		1,273	<b>(b)(7)(E)</b>

All Soft Sided/Modulars facilities are also reflected within their Sector capacity above.

Field Office	Capacity	Covid Capacity	In Custody	% Capacity
EL PASO	<b>(b)(7)(E)</b>	<b>(b)(7)(E)</b>	2	<b>(b)(7)(E)</b>
LAREDO			5	
SAN DIEGO			184	
TUCSON			2	
Total			193	


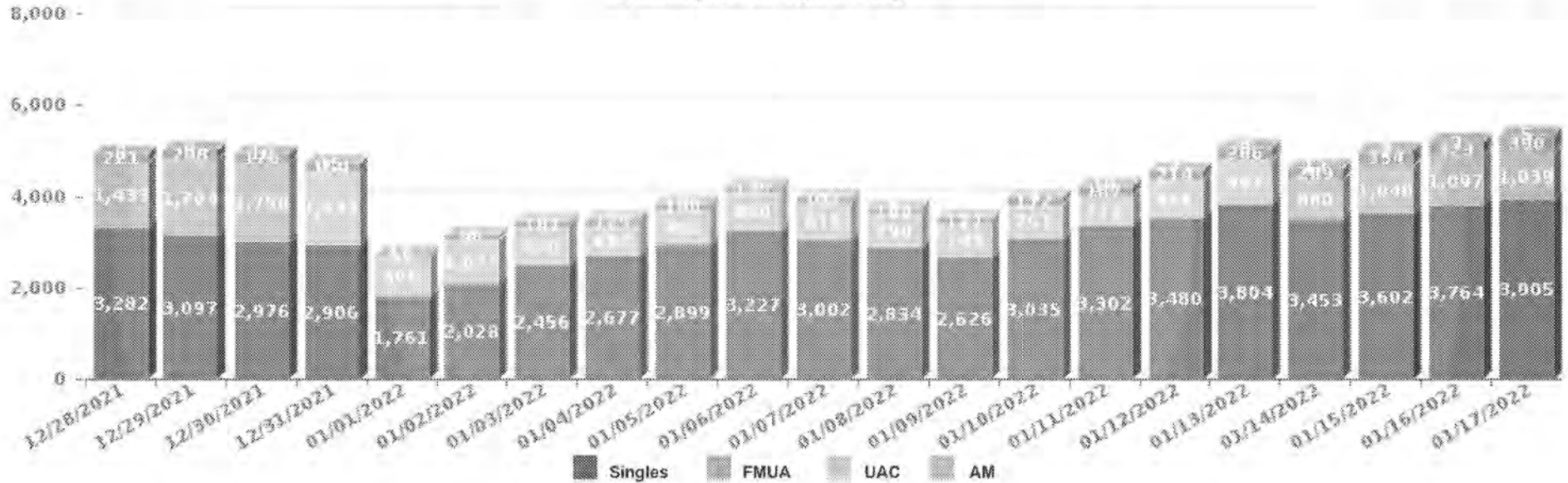
Port of Entry	Capacity	Covid Capacity	In Custody	% Capacity
CALEXICO, CA (2503/2507)	<b>(b)(7)(E)</b>	<b>(b)(7)(E)</b>	<b>(b)(7)(E)</b>	<b>(b)(7)(E)</b>
EAGLE PASS, TX (2303)				
EL PASO, TX (2402)				
LAREDO, TX (2304)				
NOGALES, AZ (2604)				
QTAY MESA (2506)				
SAN LUIS, AZ (2608)				
SAN YSIDRO (2504)				
YSLETA (2401)				

Preliminary Data and Subject to Change



UNCLASSIFIED//FOR OFFICIAL USE ONLY//LAW ENFORCEMENT SENSITIVE

**U.S. Customs and Border Protection - Southwest Border**  
**Office of Field Operations / U.S. Border Patrol**  
**Migration Crisis Action Team**  
**Total CBP Southwest Border Encounters (UAC/AM/FMUA/Singles)**  
 Preliminary Data and Subject to Change



Preliminary Data and Subject to Change  
 UNCLASSIFIED//FOR OFFICIAL USE ONLY//LAW ENFORCEMENT SENSITIVE



U.S. Customs and Border Protection - Southwest Border  
 Office of Field Operations / U.S. Border Patrol  
 Migration Crisis Action Team  
 Time in Custody over 72 hours



	UAC			UAC			UAC		
	OFO			USBP			CBP		
	In Custody > 72 hrs	In Custody > 120 hrs	In Custody > 240 hrs	In Custody > 72 hrs	In Custody > 120 hrs	In Custody > 240 hrs	In Custody > 72 hrs	In Custody > 120 hrs	In Custody > 240 hrs
1/12/22	<b>(b)(7)(E)</b>								
1/13/22									
1/14/22									
1/15/22									
1/16/22									
1/17/22									
1/18/22									
Total									

	FMUA			FMUA			FMUA		
	OFO			USBP			CBP		
	In Custody > 72 hrs	In Custody > 120 hrs	In Custody > 240 hrs	In Custody > 72 hrs	In Custody > 120 hrs	In Custody > 240 hrs	In Custody > 72 hrs	In Custody > 120 hrs	In Custody > 240 hrs
1/12/22	<b>(b)(7)(E)</b>								
1/13/22									
1/14/22									
1/15/22									
1/16/22									
1/17/22									
1/18/22									
Total									

	SINGLE ADULTS			SINGLE ADULTS			SINGLE ADULTS		
	OFO			USBP			CBP		
	In Custody > 72 hrs	In Custody > 120 hrs	In Custody > 240 hrs	In Custody > 72 hrs	In Custody > 120 hrs	In Custody > 240 hrs	In Custody > 72 hrs	In Custody > 120 hrs	In Custody > 240 hrs
1/12/22	<b>(b)(7)(E)</b>								
1/13/22									
1/14/22									
1/15/22									
1/16/22									
1/17/22									
1/18/22									
Total									

	AM			AM		
	OFO			CBP		
	In Custody > 72 hrs	In Custody > 120 hrs	In Custody > 240 hrs	In Custody > 72 hrs	In Custody > 120 hrs	In Custody > 240 hrs
1/12/22	<b>(b)(7)(E)</b>					
1/13/22						
1/16/22						
1/17/22						
1/18/22						
Total						



U.S. Customs and Border Protection - Southwest Border  
Office of Field Operations / U.S. Border Patrol  
Migration Crisis Action Team  
Time in Custody by Sector/Field Office



Sector	USBP Encounters (Previous Day)						Time in Custody					
	Total	21-Day Average	UAC	AM (OFO only)	FMUA	SA	Total	% Capacity	Average TIC (HRS)	> 72 hours	72-120 hours	> 120 hours
BBT	58	77	2		0	56	73					
DRT	1,110	954	26		322	762	2,021					
ELC	165	122	7		27	131	220					
EPT	695	540	69		74	552	1,348					
LRT	143	186	8		7	128	1,326					
RGV	1,242	760	221		326	696	2,348					
SDC	404	349	11		40	353	353					
TCA	590	381	22		14	554	278					
YUM	742	665	18		188	536	1,486					
<b>USBP Total</b>	<b>5,149</b>	<b>4,043</b>	<b>384</b>		<b>998</b>	<b>3,767</b>	<b>9,454</b>					

**(b)(7)(E)**

Field Office	OFO Encounters (Previous Day)						Time in Custody					
	Total	21-Day Average	UAC	AM (OFO only)	FMUA	SA	Total	% Capacity	Average TIC (HRS)	> 72 hours	72-120 hours	> 120 hours
EL PASO	23	26	1	0	6	16	2					
LAREDO	69	84	2	3	8	66	5					
SAN DIEGO	84	97	3	2	25	54	194					
TUCSON	14	18	0	0	2	12	2					
<b>OFO Total</b>	<b>190</b>	<b>225</b>	<b>6</b>	<b>5</b>	<b>41</b>	<b>138</b>	<b>193</b>					
<b>CBP Total</b>	<b>5,339</b>	<b>4,268</b>	<b>390</b>	<b>5</b>	<b>1,039</b>	<b>3,905</b>	<b>9,647</b>					

**(b)(7)(E)**

Message

From: (b)(6), (b)(7)(C)

Sent: 1/19/2022 10:58:59 AM

To: (b)(6), (b)(7)(C)

(b)(6), (b)(7)(C) DistroList-CBP MCAT

Team (b)(7)(E) CBP HQ EOC

(b)(7)(E) CBPSTATS-Team

(b)(6), (b)(7)(C), (b)(7)(E)

(b)(6), (b)(7)(C) FALK, SCOTT K (OCC)

(b)(6), (b)(7)(C) (OCC)

(b)(6), (b)(7)(C) (OCC)

(b)(6), (b)(7)(C)

(OCC) (b)(6), (b)(7)(C)

(b)(6), (b)(7)(C) HIGHSMITH,

ANNMARIE (EAC OT) (b)(6), (b)(7)(C)

(b)(6), (b)(7)(C)

(b)(6), (b)(7)(C) (OCC) (b)(6), (b)(7)(C)

(b)(6), (b)(7)(C) SEAR Reporting (b)(7)(E)

(b)(6), (b)(7)(C), (b)(7)(E)

CC: DHS.JIAG (b)(6)

(b)(6), (b)(7)(C)



**(b)(6), (b)(7)(C)**

**Subject:** CBP MCAT Daily Report – Updated Version\_2022-01-19-05-57-02  
**Attachments:** CBP MCAT Daily Report – Updated Version\_2022-01-19-05-57-02.pdf

Hello,

This report replaces the previous version of the report and has been updated w/T42 expulsions.

Please contact the CBP STAT Division with any questions. Below is the email address:

(b)(7)(E)

If you want the version of the MCAT morning report using the previous logic contact: (b)(7)(E)

(b)(7)(E)

# U.S. Customs and Border Protection Migration Crisis Action Team

**January 19, 2022**

~~WARNING: This document is designated UNCLASSIFIED//LAW ENFORCEMENT SENSITIVE (U//LES). It may contain information that is exempt from public release under the Freedom of Information Act (5USC552). This document is to be controlled, handled, transmitted, distributed, and disposed of in accordance with DHS policy relating to FOUO information, and is not to be released to the public or to personnel who do not have a valid need to know without prior approval from CBP.~~



**Homeland  
Security**



UNCLASSIFIED//~~FOR OFFICIAL USE ONLY~~//LAW ENFORCEMENT SENSITIVE

**U.S. Customs and Border Protection - Southwest Border**  
**Office of Field Operations / U.S. Border Patrol**  
**Migration Crisis Action Team**



Data is through: 1/18/2022

Preliminary Data and Subject to Change

Report Run Date: 1/19/2022 5:57:50 AM

Total	Demographic	Encounters (Previous Day)	Title 42	T8 Apprehensions/ Inadmissibles	21-Day Average (Encounters)	Currently in Custody	Average TIC (HRS)	CBP Processed Complete	UC Transfers/ TOT ERO (Previous Day)	All Other TOT's/ REPATS (Previous Day)	USBP NTA (OR) Released (Previous Day)
CBP Southwest Border	UC	539	0	539	204	631	16	212	242	10	0
	AM (OFO only)	12	9	3	9	1	8	0	0	11	NA
	FMUA	1,145	145	1,000	1,011	2,802	39	1,246	174	0	194
	Single Adults	4,183	2,288	1,895	3,118	6,662	65	2,407	481	232	1,049
	<b>Total Apps</b>	<b>5,879</b>	<b>2,442</b>	<b>3,437</b>	<b>4,341</b>	<b>10,096</b>	<b>56</b>	<b>3,865</b>	<b>897</b>	<b>253</b>	<b>1,243</b>

Total	Demographic	Encounters (Previous Day)	Title 42	T8 Apprehensions	21-Day Average (Encounters)	Currently in Custody	Average TIC (HRS)	USBP Processed Complete	UC Transfers/ TOT ERO (Previous Day)	All Other TOT's/ REPATS (Previous Day)	USBP NTA (OR) Released (Previous Day)
USBP Southwest Border	UC	536	0	536	200	627	16	212	239	0	0
	FMUA	1,116	145	971	957	2,794	39	1,246	104	0	194
	Single Adults	4,000	2,219	1,781	2,959	6,499	65	2,407	437	0	1,049
	<b>Total Apps</b>	<b>5,652</b>	<b>2,364</b>	<b>3,288</b>	<b>4,116</b>	<b>9,920</b>	<b>55</b>	<b>3,865</b>	<b>780</b>	<b>0</b>	<b>1,243</b>

Total	Demographic	Encounters (Previous Day)	Title 42	T8 Inadmissibles	21-Day Average (Encounters)	Currently in Custody	Average TIC (HRS)	OFO Processed Complete	TOT ERO (Previous Day)	All Other TOT's/ REPATS (Previous Day)	N/A
OFO Southwest Border	UAC	3	0	3	4	4	23	0	3	10	
	AM	12	9	3	9	1	8	0	0	11	
	FMUA	29	0	29	54	8	20	0	70	0	
	Single Adults	183	69	114	159	163	85	0	44	232	
	<b>Total Subjects</b>	<b>227</b>	<b>78</b>	<b>149</b>	<b>225</b>	<b>176</b>	<b>80</b>	<b>0</b>	<b>117</b>	<b>253</b>	

Preliminary Data and Subject to Change  
 UNCLASSIFIED//~~FOR OFFICIAL USE ONLY~~//LAW ENFORCEMENT SENSITIVE



U.S. Customs and Border Protection - Southwest Border  
Migration Crisis Action Team  
January 19, 2022



Preliminary Data and Subject to Change

Sector	Capacity	Covid Capacity	In Custody	% Capacity
BBT	<b>(b)(7)(E)</b>	<b>(b)(7)(E)</b>	42	<b>(b)(7)(E)</b>
DRT			2,106	
ELC			270	
EPT			1,242	
LRT			1,343	
RGV			2,403	
SDC			425	
TCA			411	
YUM			1,678	
Total			9,820	

Central Processing	Capacity	Covid Capacity	In Custody	% Capacity
TCA/TCC	<b>(b)(7)(E)</b>	<b>(b)(7)(E)</b>	65	<b>(b)(7)(E)</b>

\*RGV sector capacity and in-custody numbers include the CPC figures  
\*\*Tucson sector capacity and in-custody numbers include the TCC figures

Soft Sided Facility	Capacity	Covid Capacity	In Custody	% Capacity
DRT/SSF	<b>(b)(7)(E)</b>	<b>(b)(7)(E)</b>	1,252	<b>(b)(7)(E)</b>
LRT/LPC			1,019	
RGV/DNT			1,095	
TCA/TSS			38	
YUM/YSS			1,088	

Modulars	Capacity	Covid Capacity	In Custody	% Capacity
EPT/MCPC	<b>(b)(7)(E)</b>	<b>(b)(7)(E)</b>	1,179	<b>(b)(7)(E)</b>

All Soft Sided/Modulars facilities are also reflected within their Sector capacity above

Field Office	Capacity	Covid Capacity	In Custody	% Capacity
EL PASO	<b>(b)(7)(E)</b>	<b>(b)(7)(E)</b>	3	<b>(b)(7)(E)</b>
LAREDO			3	
SAN DIEGO			168	
TUCSON			2	
Total			176	

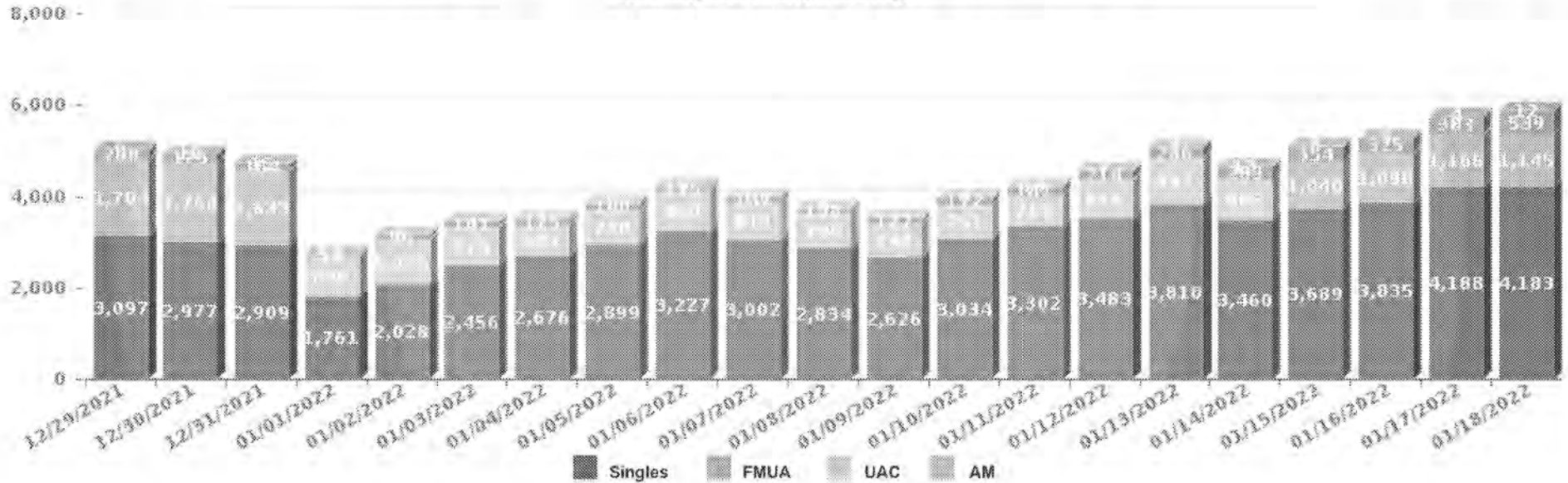
Port of Entry	Capacity	Covid Capacity	In Custody	% Capacity
CALEXICO, CA (2503/2507)	<b>(b)(7)(E)</b>	<b>(b)(7)(E)</b>	<b>(b)(7)(E)</b>	<b>(b)(7)(E)</b>
DEL RIO, TX (2302)				
EAGLE PASS, TX (2303)				
EL PASO, TX (2402)				
LAREDO, TX (2304)				
NOGALES, AZ (2604)				
OTAY MESA (2506)				
SAN LUIS, AZ (2608)				
SAN YSIDRO (2504)				
YSLETA (2401)				

Preliminary Data and Subject to Change

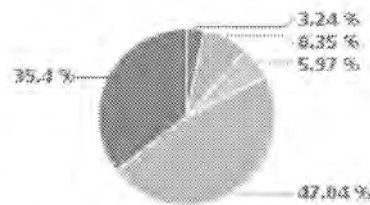


UNCLASSIFIED//FOR OFFICIAL USE ONLY//LAW ENFORCEMENT SENSITIVE

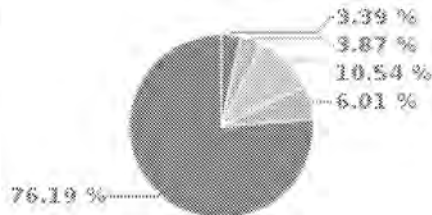
**U.S. Customs and Border Protection - Southwest Border**  
**Office of Field Operations / U.S. Border Patrol**  
**Migration Crisis Action Team**  
**Total CBP Southwest Border Encounters (UAC/AM/FMUA/Singles)**  
 Preliminary Data and Subject to Change



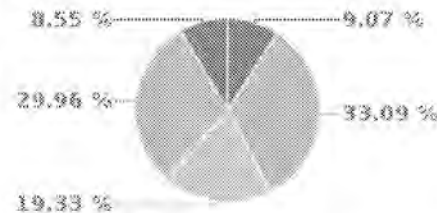
- ELSAL
- GUATE
- HONDU
- MEXIC
- OTHER



**Singles breakdown last 21 days**



**FMUA breakdown last 21 days**



**UAC breakdown last 21 days**



**AM breakdown last 21 days**

Preliminary Data and Subject to Change

UNCLASSIFIED//FOR OFFICIAL USE ONLY//LAW ENFORCEMENT SENSITIVE



U.S. Customs and Border Protection - Southwest Border  
 Office of Field Operations / U.S. Border Patrol  
 Migration Crisis Action Team  
 Time in Custody over 72 hours



	UAC			UAC			UAC		
	OFO			USBP			CBP		
	In Custody > 72 hrs	In Custody > 120 hrs	In Custody > 240 hrs	In Custody > 72 hrs	In Custody > 120 hrs	In Custody > 240 hrs	In Custody > 72 hrs	In Custody > 120 hrs	In Custody > 240 hrs
1/13/22	<b>(b)(7)(E)</b>								
1/14/22									
1/15/22									
1/16/22									
1/17/22									
1/18/22									
1/19/22									
Total									

	FMUA			FMUA			FMUA		
	OFO			USBP			CBP		
	In Custody > 72 hrs	In Custody > 120 hrs	In Custody > 240 hrs	In Custody > 72 hrs	In Custody > 120 hrs	In Custody > 240 hrs	In Custody > 72 hrs	In Custody > 120 hrs	In Custody > 240 hrs
1/13/22	<b>(b)(7)(E)</b>								
1/14/22									
1/15/22									
1/16/22									
1/17/22									
1/18/22									
1/19/22									
Total									

	SINGLE ADULTS			SINGLE ADULTS			SINGLE ADULTS		
	OFO			USBP			CBP		
	In Custody > 72 hrs	In Custody > 120 hrs	In Custody > 240 hrs	In Custody > 72 hrs	In Custody > 120 hrs	In Custody > 240 hrs	In Custody > 72 hrs	In Custody > 120 hrs	In Custody > 240 hrs
1/13/22	<b>(b)(7)(E)</b>								
1/14/22									
1/15/22									
1/16/22									
1/17/22									
1/18/22									
1/19/22									
Total									

	AM			AM		
	OFO			CBP		
	In Custody > 72 hrs	In Custody > 120 hrs	In Custody > 240 hrs	In Custody > 72 hrs	In Custody > 120 hrs	In Custody > 240 hrs
1/13/22	<b>(b)(7)(E)</b>					
1/16/22						
1/17/22						
1/18/22						
1/19/22						
Total						



U.S. Customs and Border Protection - Southwest Border  
 Office of Field Operations / U.S. Border Patrol  
 Migration Crisis Action Team  
 Time in Custody by Sector/Field Office



Sector	USBP Encounters (Previous Day)						Time in Custody					
	Total	21-Day Average	UAC	AM (OFO only)	FMUA	SA	Total	% Capacity	Average TIC (HRS)	> 72 hours	72-120 hours	> 120 hours
BBT	130	80	5		7	118	42					
DRT	1,123	968	22		307	794	2,105					
ELC	145	123	5		16	125	270					
EPT	613	547	122		83	408	1,242					
LRT	295	189	14		0	281	1,343					
RGV	1,414	781	271		323	820	2,403					
SDC	396	348	13		81	322	428					
TCA	648	412	66		32	550	411					
YUM	885	667	18		288	562	1,679					
<b>USBP Total</b>	<b>5,652</b>	<b>4,116</b>	<b>536</b>		<b>1,116</b>	<b>4,000</b>	<b>9,920</b>					

**(b)(7)(E)**

Field Office	OFO Encounters (Previous Day)						Time in Custody					
	Total	21-Day Average	UAC	AM (OFO only)	FMUA	SA	Total	% Capacity	Average TIC (HRS)	> 72 hours	72-120 hours	> 120 hours
EL PASO	24	25	0	3	4	17	3					
LAREDO	96	85	0	5	17	73	3					
SAN DIEGO	88	95	2	1	8	77	168					
TUCSON	19	18	1	2	0	16	2					
<b>OFO Total</b>	<b>227</b>	<b>225</b>	<b>3</b>	<b>12</b>	<b>29</b>	<b>183</b>	<b>176</b>					
<b>CBP Total</b>	<b>5,879</b>	<b>4,341</b>	<b>539</b>	<b>12</b>	<b>1,145</b>	<b>4,183</b>	<b>10,096</b>					

**(b)(7)(E)**



Message

From: (b)(6), (b)(7)(C)  
Sent: 1/20/2022 10:59:15 AM  
To: (b)(6), (b)(7)(C)  
(b)(6), (b)(7)(C) DistroList-CBP MCAT  
Team (b)(7)(E)  
(b)(7)(E) CBP HQ EOC  
(b)(7)(E) CBPSTATS-Team  
(b)(6), (b)(7)(C), (b)(7)(E)  
(b)(6), (b)(7)(C) FALK, SCOTT K (OCC)  
(b)(6), (b)(7)(C) (OCC)  
(b)(6), (b)(7)(C) (OCC)  
(b)(6), (b)(7)(C)  
(OCC) (b)(6), (b)(7)(C)  
(b)(6), (b)(7)(C) HIGHSMITH,  
ANNMARIE (EAC OT) (b)(6), (b)(7)(C)  
(b)(6), (b)(7)(C)  
(b)(6), (b)(7)(C) (OCC) (b)(6), (b)(7)(C)  
(b)(6), (b)(7)(C) (b)(6), (b)(7)(C)  
(b)(6), (b)(7)(C) SEAR Reporting (b)(7)(E)

**(b)(6), (b)(7)(C), (b)(7)(E)**

CC: DHS.JIAG (b)(6), (b)(7)(C)

**(b)(6), (b)(7)(C)**

**(b)(6), (b)(7)(C)**

**Subject:** CBP MCAT Daily Report – Updated Version\_2022-01-20-05-57-04  
**Attachments:** CBP MCAT Daily Report – Updated Version\_2022-01-20-05-57-04.pdf

Hello,

This report replaces the previous version of the report and has been updated w/T42 expulsions.

Please contact the CBP STAT Division with any questions. Below is the email address:

(b)(7)(E)

If you want the version of the MCAT morning report using the previous logic contact: (b)(7)(E)

(b)(7)(E)

# U.S. Customs and Border Protection Migration Crisis Action Team

**January 20, 2022**

~~WARNING: This document is designated UNCLASSIFIED//LAW ENFORCEMENT SENSITIVE (U//LES). It may contain information that is exempt from public release under the Freedom of Information Act (5USC552). This document is to be controlled, handled, transmitted, distributed, and disposed of in accordance with DHS policy relating to FOUO information, and is not to be released to the public or to personnel who do not have a valid need to know without prior approval from CBP.~~



**Homeland  
Security**



UNCLASSIFIED//~~FOR OFFICIAL USE ONLY~~//LAW ENFORCEMENT SENSITIVE

**U.S. Customs and Border Protection - Southwest Border**  
**Office of Field Operations / U.S. Border Patrol**  
**Migration Crisis Action Team**



Data is through: 1/19/2022

Preliminary Data and Subject to Change

Report Run Date: 1/20/2022 5:57:36 AM

Total	Demographic	Encounters (Previous Day)	Title 42	T8 Apprehensions/ Inadmissibles	21-Day Average (Encounters)	Currently in Custody	Average TIC (HRS)	CBP Processed Complete	UC Transfers/ TOT ERO (Previous Day)	All Other TOT's/ REPATS (Previous Day)	USBP NTA (OR) Released (Previous Day)
CBP Southwest Border	UC	565	0	565	221	797	22	354	281	13	0
	AM (OFO only)	5	5	0	8	0	0	0	0	21	NA
	FMUA	1,079	136	943	996	3,090	43	1,293	199	2	240
	Single Adults	3,994	2,215	1,779	3,202	7,160	65	2,472	500	207	1,334
	<b>Total Apps</b>	<b>5,643</b>	<b>2,356</b>	<b>3,287</b>	<b>4,428</b>	<b>11,047</b>	<b>56</b>	<b>4,119</b>	<b>980</b>	<b>243</b>	<b>1,574</b>

Total	Demographic	Encounters (Previous Day)	Title 42	T8 Apprehensions	21-Day Average (Encounters)	Currently in Custody	Average TIC (HRS)	USBP Processed Complete	UC Transfers/ TOT ERO (Previous Day)	All Other TOT's/ REPATS (Previous Day)	USBP NTA (OR) Released (Previous Day)
USBP Southwest Border	UC	562	0	562	217	793	22	354	279	0	0
	FMUA	1,005	136	869	943	3,074	43	1,293	199	0	240
	Single Adults	3,853	2,155	1,698	3,046	6,990	64	2,409	493	0	1,334
	<b>Total Apps</b>	<b>5,420</b>	<b>2,291</b>	<b>3,129</b>	<b>4,206</b>	<b>10,857</b>	<b>55</b>	<b>4,056</b>	<b>971</b>	<b>0</b>	<b>1,574</b>

Total	Demographic	Encounters (Previous Day)	Title 42	T8 Inadmissibles	21-Day Average (Encounters)	Currently in Custody	Average TIC (HRS)	OFO Processed Complete	TOT ERO (Previous Day)	All Other TOT's/ REPATS (Previous Day)	N/A
OFO Southwest Border	UAC	3	0	3	4	4	6	0	2	13	
	AM	5	5	0	8	0	0	0	0	21	
	FMUA	74	0	74	54	16	17	0	0	2	
	Single Adults	141	60	81	156	170	101	63	7	207	
	<b>Total Subjects</b>	<b>223</b>	<b>65</b>	<b>158</b>	<b>222</b>	<b>190</b>	<b>92</b>	<b>63</b>	<b>9</b>	<b>243</b>	

Preliminary Data and Subject to Change  
 UNCLASSIFIED//~~FOR OFFICIAL USE ONLY~~//LAW ENFORCEMENT SENSITIVE



U.S. Customs and Border Protection - Southwest Border  
Migration Crisis Action Team  
January 20, 2022



Preliminary Data and Subject to Change

Sector	Capacity	Covid Capacity	In Custody	% Capacity
BBT	<b>(b)(7)(E)</b>	<b>(b)(7)(E)</b>	124	<b>(b)(7)(E)</b>
DRT			2,075	
ELC			222	
EPT			1,374	
LRT			1,346	
RGV			2,890	
SDC			495	
TCA			558	
YUM			1,773	
Total				

Field Office	Capacity	Covid Capacity	In Custody	% Capacity
EL PASO	<b>(b)(7)(E)</b>	<b>(b)(7)(E)</b>	5	<b>(b)(7)(E)</b>
LAREDO			5	
SAN DIEGO			179	
TUCSON			1	
Total			190	

Port of Entry	Capacity	Covid Capacity	In Custody	% Capacity
BROWNSVILLE, TX (2301)	<b>(b)(7)(E)</b>	<b>(b)(7)(E)</b>		<b>(b)(7)(E)</b>
CALEXICO, CA (2503/2507)				
EAGLE PASS, TX (2303)				
EL PASO, TX (2402)				
NOGALES, AZ (2604)				
QTAY MESA (2506)				
SAN YSIDRO (2504)				

Central Processing	Capacity	Covid Capacity	In Custody	% Capacity
TCA/TCC	<b>(b)(7)(E)</b>		148	<b>(b)(7)(E)</b>

\*RGV sector capacity and in-custody numbers include the CPC figures  
\*\*Tucson sector capacity and in-custody numbers include the TCC figures

Soft Sided Facility	Capacity	Covid Capacity	In Custody	% Capacity
DRT/SSF	<b>(b)(7)(E)</b>	<b>(b)(7)(E)</b>	1,188	<b>(b)(7)(E)</b>
LRT/LPC			1,032	
RGV/DNT			1,392	
TCA/TSS			32	
YUM/YSS			1,136	

Modulars	Capacity	Covid Capacity	In Custody	% Capacity
EPT/MCPC	<b>(b)(7)(E)</b>		1,281	<b>(b)(7)(E)</b>

All Soft Sided/Modulars facilities are also reflected within their Sector capacity above


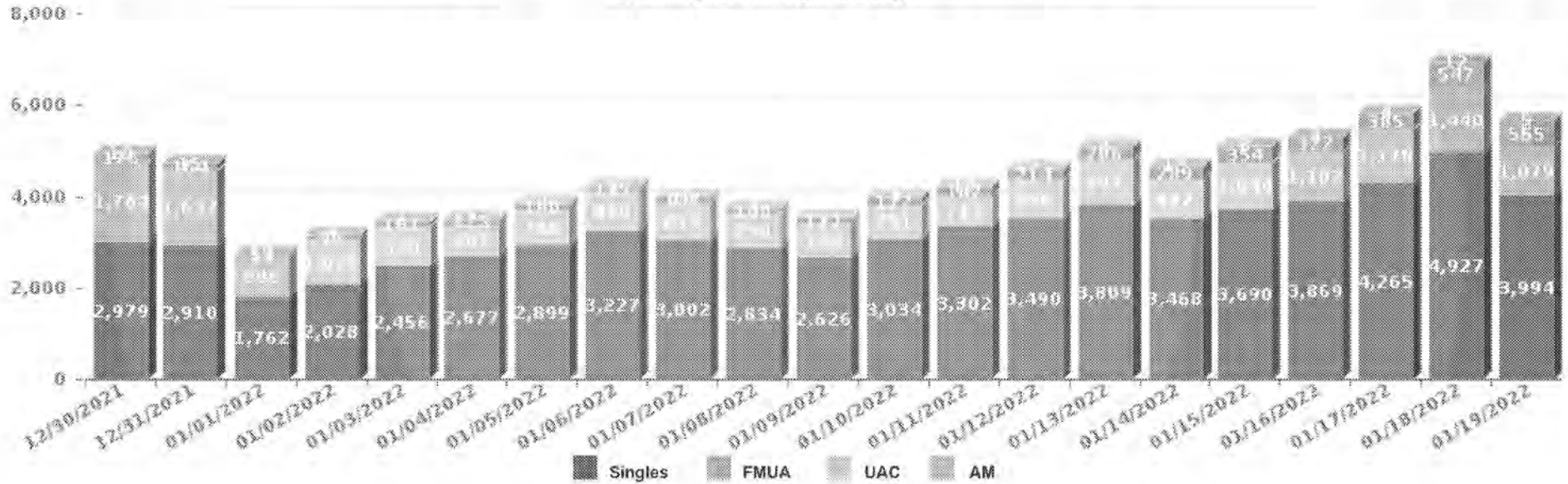
Preliminary Data and Subject to Change





UNCLASSIFIED//FOR OFFICIAL USE ONLY//LAW ENFORCEMENT SENSITIVE

**U.S. Customs and Border Protection - Southwest Border**  
**Office of Field Operations / U.S. Border Patrol**  
**Migration Crisis Action Team**  
**Total CBP Southwest Border Encounters (UAC/AM/FMUA/Singles)**  
 Preliminary Data and Subject to Change



Preliminary Data and Subject to Change  
 UNCLASSIFIED//FOR OFFICIAL USE ONLY//LAW ENFORCEMENT SENSITIVE



U.S. Customs and Border Protection - Southwest Border  
 Office of Field Operations / U.S. Border Patrol  
 Migration Crisis Action Team  
 Time in Custody over 72 hours



	UAC			UAC			UAC		
	OFO			USBP			CBP		
	In Custody > 72 hrs	In Custody > 120 hrs	In Custody > 240 hrs	In Custody > 72 hrs	In Custody > 120 hrs	In Custody > 240 hrs	In Custody > 72 hrs	In Custody > 120 hrs	In Custody > 240 hrs
1/14/22	<b>(b)(7)(E)</b>								
1/15/22									
1/16/22									
1/17/22									
1/18/22									
1/19/22									
1/20/22									
Total									

	FMUA			FMUA			FMUA		
	OFO			USBP			CBP		
	In Custody > 72 hrs	In Custody > 120 hrs	In Custody > 240 hrs	In Custody > 72 hrs	In Custody > 120 hrs	In Custody > 240 hrs	In Custody > 72 hrs	In Custody > 120 hrs	In Custody > 240 hrs
1/14/22	<b>(b)(7)(E)</b>								
1/15/22									
1/16/22									
1/17/22									
1/18/22									
1/19/22									
1/20/22									
Total									

	SINGLE ADULTS			SINGLE ADULTS			SINGLE ADULTS		
	OFO			USBP			CBP		
	In Custody > 72 hrs	In Custody > 120 hrs	In Custody > 240 hrs	In Custody > 72 hrs	In Custody > 120 hrs	In Custody > 240 hrs	In Custody > 72 hrs	In Custody > 120 hrs	In Custody > 240 hrs
1/14/22	<b>(b)(7)(E)</b>								
1/15/22									
1/16/22									
1/17/22									
1/18/22									
1/19/22									
1/20/22									
Total									

	AM			AM		
	OFO			CBP		
	In Custody > 72 hrs	In Custody > 120 hrs	In Custody > 240 hrs	In Custody > 72 hrs	In Custody > 120 hrs	In Custody > 240 hrs
1/16/22	<b>(b)(7)(E)</b>					
1/17/22						
1/18/22						
1/19/22						
Total						





U.S. Customs and Border Protection - Southwest Border  
 Office of Field Operations / U.S. Border Patrol  
 Migration Crisis Action Team  
 Time in Custody by Sector/Field Office



Sector	USBP Encounters (Previous Day)						Time in Custody					
	Total	21-Day Average	UAC	AM (OFO only)	FMUA	SA	Total	% Capacity	Average TIC (HRS)	> 72 hours	72-120 hours	> 120 hours
BBT	81	81	5		3	73	124					
DRT	950	978	26		220	704	2,075					
ELC	184	124	2		15	147	222					
EPT	568	544	107		75	534	1,374					
LRT	300	199	19		0	284	1,348					
RGV	1,481	815	345		390	745	2,890					
SDC	471	352	15		82	374	495					
TCA	708	444	31		20	657	558					
YUM	699	669	14		200	469	1,773					
<b>USBP Total</b>	<b>5,420</b>	<b>4,206</b>	<b>562</b>		<b>1,005</b>	<b>3,853</b>	<b>10,857</b>					

**(b)(7)(E)**

Field Office	OFO Encounters (Previous Day)						Time in Custody					
	Total	21-Day Average	UAC	AM (OFO only)	FMUA	SA	Total	% Capacity	Average TIC (HRS)	> 72 hours	72-120 hours	> 120 hours
EL PASO	38	27	1	1	17	19	5					
LAREDO	76	85	0	4	15	66	5					
SAN DIEGO	90	92	1	0	35	54	179					
TUCSON	19	18	1	0	5	12	1					
<b>OFO Total</b>	<b>223</b>	<b>222</b>	<b>3</b>	<b>5</b>	<b>74</b>	<b>141</b>	<b>190</b>					
<b>CBP Total</b>	<b>5,643</b>	<b>4,428</b>	<b>565</b>	<b>5</b>	<b>1,079</b>	<b>3,994</b>	<b>11,047</b>					

**(b)(7)(E)**

Message

From: (b)(6), (b)(7)(C)  
Sent: 1/21/2022 10:59:14 AM  
To: (b)(6), (b)(7)(C)  
(b)(6), (b)(7)(C) DistroList-CBP MCAT  
Team (b)(7)(E)  
(b)(7)(E) CBP HQ EOC  
(b)(7)(E) CBPSTATS-Team  
(b)(6), (b)(7)(C), (b)(7)(E)  
(b)(6), (b)(7)(C) FALK, SCOTT K (OCC)  
(b)(6), (b)(7)(C) (OCC)  
(b)(6), (b)(7)(C) (OCC)  
(b)(6), (b)(7)(C)  
(OCC) (b)(6), (b)(7)(C)  
(b)(6), (b)(7)(C) HIGHSMITH,  
ANNMARIE (EAC OT) (b)(6), (b)(7)(C)  
(b)(6), (b)(7)(C)  
(b)(6), (b)(7)(C) (OCC) (b)(6), (b)(7)(C)  
(b)(6), (b)(7)(C) (b)(6), (b)(7)(C)  
(b)(6), (b)(7)(C) SEAR Reporting (b)(7)(E)

**(b)(6), (b)(7)(C), (b)(7)(E)**

CC: DHS.JIAG (b)(6)

**(b)(6), (b)(7)(C)**

**(b)(6), (b)(7)(C)**

**Subject:** CBP MCAT Daily Report – Updated Version\_2022-01-21-05-57-04  
**Attachments:** CBP MCAT Daily Report – Updated Version\_2022-01-21-05-57-04.pdf

Hello,

This report replaces the previous version of the report and has been updated w/T42 expulsions.

Please contact the CBP STAT Division with any questions. Below is the email address:

(b)(7)(E)

If you want the version of the MCAT morning report using the previous logic contact: (b)(7)(E)

(b)(7)(E)

# U.S. Customs and Border Protection Migration Crisis Action Team

**January 21, 2022**

~~WARNING: This document is designated UNCLASSIFIED//LAW ENFORCEMENT SENSITIVE (U//LES). It may contain information that is exempt from public release under the Freedom of Information Act (5USC552). This document is to be controlled, handled, transmitted, distributed, and disposed of in accordance with DHS policy relating to FOUO information, and is not to be released to the public or to personnel who do not have a valid need to know without prior approval from CBP.~~



**Homeland  
Security**



UNCLASSIFIED//~~FOR OFFICIAL USE ONLY~~//LAW ENFORCEMENT SENSITIVE

**U.S. Customs and Border Protection - Southwest Border**  
**Office of Field Operations / U.S. Border Patrol**  
**Migration Crisis Action Team**



Data is through: 1/20/2022

Preliminary Data and Subject to Change

Report Run Date: 1/21/2022 5:57:36 AM

Total	Demographic	Encounters (Previous Day)	Title 42	T8 Apprehensions/ Inadmissibles	21-Day Average (Encounters)	Currently in Custody	Average TIC (HRS)	CBP Processed Complete	UC Transfers/ TOT ERO (Previous Day)	All Other TOT's/ REPATS (Previous Day)	USBP NTA (OR) Released (Previous Day)
CBP Southwest Border	UC	400	0	400	232	654	26	417	442	22	0
	AM (OFO only)	10	9	1	8	1	6	0	0	20	NA
	FMUA	1,201	139	1,062	981	3,160	44	1,330	154	7	176
	Single Adults	4,088	2,147	1,941	3,279	7,547	59	2,470	742	264	1,332
	<b>Total Apps</b>	<b>5,699</b>	<b>2,295</b>	<b>3,404</b>	<b>4,500</b>	<b>11,362</b>	<b>53</b>	<b>4,217</b>	<b>1,338</b>	<b>313</b>	<b>1,508</b>

Total	Demographic	Encounters (Previous Day)	Title 42	T8 Apprehensions	21-Day Average (Encounters)	Currently in Custody	Average TIC (HRS)	USBP Processed Complete	UC Transfers/ TOT ERO (Previous Day)	All Other TOT's/ REPATS (Previous Day)	USBP NTA (OR) Released (Previous Day)
USBP Southwest Border	UC	390	0	390	228	648	26	417	442	0	0
	FMUA	1,141	139	1,002	929	3,142	44	1,329	127	0	176
	Single Adults	3,908	2,054	1,854	3,122	7,415	59	2,404	672	0	1,332
	<b>Total Apps</b>	<b>5,439</b>	<b>2,193</b>	<b>3,246</b>	<b>4,280</b>	<b>11,205</b>	<b>53</b>	<b>4,150</b>	<b>1,241</b>	<b>0</b>	<b>1,508</b>

Total	Demographic	Encounters (Previous Day)	Title 42	T8 Inadmissibles	21-Day Average (Encounters)	Currently in Custody	Average TIC (HRS)	OFO Processed Complete	TOT ERO (Previous Day)	All Other TOT's/ REPATS (Previous Day)	N/A
OFO Southwest Border	UAC	10	0	10	4	6	12	0	0	22	
	AM	10	9	1	8	1	6	0	0	20	
	FMUA	60	0	60	51	18	19	1	27	7	
	Single Adults	180	93	87	157	132	63	66	70	264	
	<b>Total Subjects</b>	<b>260</b>	<b>102</b>	<b>158</b>	<b>221</b>	<b>157</b>	<b>56</b>	<b>67</b>	<b>97</b>	<b>313</b>	

Preliminary Data and Subject to Change  
 UNCLASSIFIED//~~FOR OFFICIAL USE ONLY~~//LAW ENFORCEMENT SENSITIVE



U.S. Customs and Border Protection - Southwest Border  
Migration Crisis Action Team  
January 21, 2022



Preliminary Data and Subject to Change

Sector	Capacity	Covid Capacity	In Custody	% Capacity
BBT	<b>(b)(7)(E)</b>	<b>(b)(7)(E)</b>	99	<b>(b)(7)(E)</b>
DRT			2,306	
ELC			247	
EPT			1,276	
LRT			1,018	
RGV			3,136	
SDC			498	
TCA			713	
YUM			1,913	
Total			11,205	

Central Processing	Capacity	Covid Capacity	In Custody	% Capacity
TCA/TCC	<b>(b)(7)(E)</b>	<b>(b)(7)(E)</b>	199	<b>(b)(7)(E)</b>

\*RGV sector capacity and in-custody numbers include the CPC figures  
\*\*Tucson sector capacity and in-custody numbers include the TCC figures

Soft Sided Facility	Capacity	Covid Capacity	In Custody	% Capacity
DRT/SSF	<b>(b)(7)(E)</b>	<b>(b)(7)(E)</b>	1,253	<b>(b)(7)(E)</b>
LRT/LPC			867	
RGV/DNT			1,340	
TCA/TSS			49	
YUM/YSS			1,322	

Modulars	Capacity	Covid Capacity	In Custody	% Capacity
EPT/MCPC	<b>(b)(7)(E)</b>	<b>(b)(7)(E)</b>	1,215	<b>(b)(7)(E)</b>

All Soft Sided/Modulars facilities are also reflected within their Sector capacity above.

Field Office	Capacity	Covid Capacity	In Custody	% Capacity
EL PASO	<b>(b)(7)(E)</b>	<b>(b)(7)(E)</b>	1	<b>(b)(7)(E)</b>
LAREDO			6	
SAN DIEGO			144	
TUCSON			6	
Total			157	

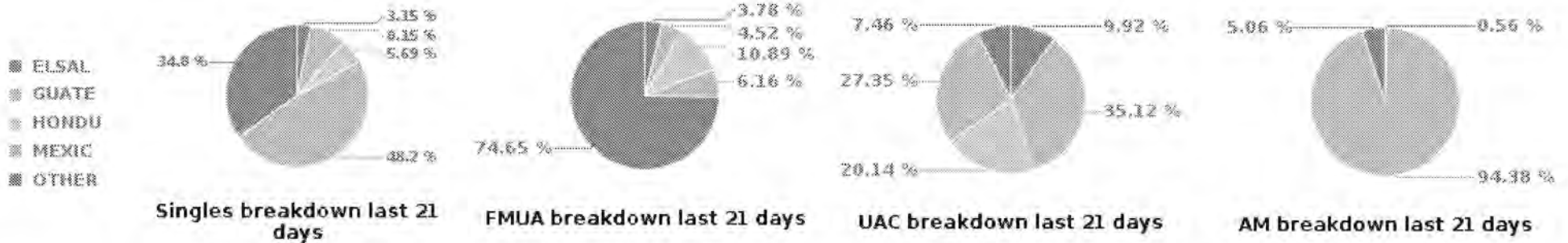
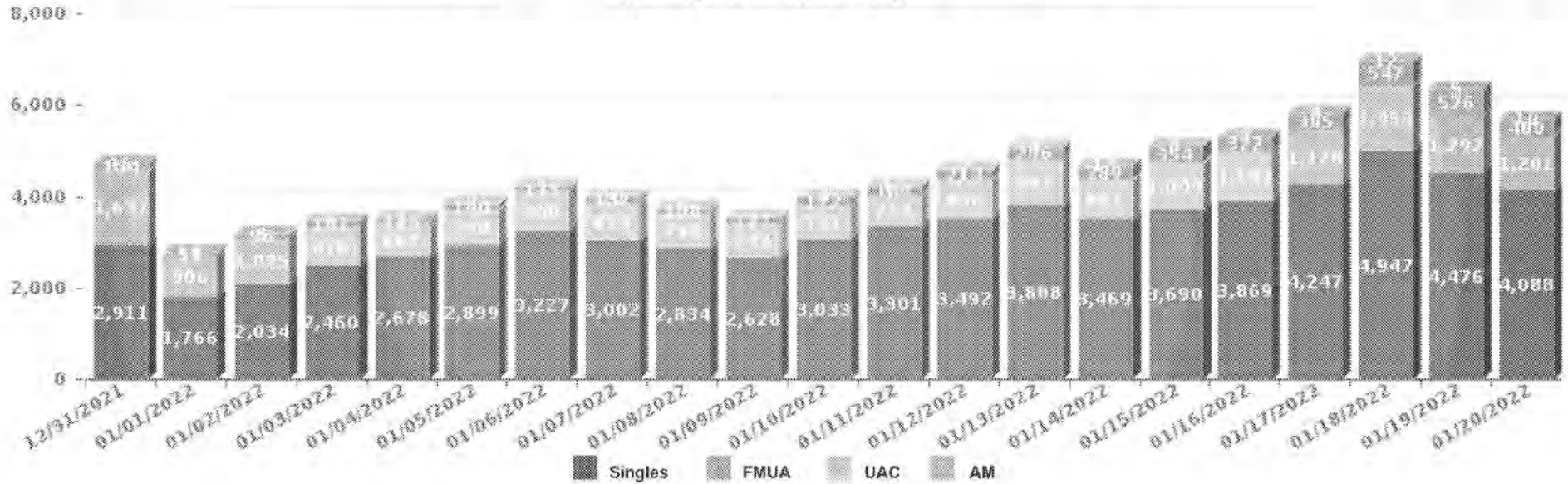
Port of Entry	Capacity	Covid Capacity	In Custody	% Capacity
BROWNSVILLE, TX (2301)	<b>(b)(7)(E)</b>	<b>(b)(7)(E)</b>	<b>(b)(7)(E)</b>	<b>(b)(7)(E)</b>
CALEXICO, CA (2503/2507)				
EAGLE PASS, TX (2303)				
EL PASO, TX (2402)				
LAREDO, TX (2304)				
NOGALES, AZ (2604)				
OTAY MESA (2506)				
SAN LUIS, AZ (2608)				
SAN YSIDRO (2504)				
TECATE, CA (2505)				

Preliminary Data and Subject to Change



UNCLASSIFIED//FOR OFFICIAL USE ONLY//LAW ENFORCEMENT SENSITIVE

**U.S. Customs and Border Protection - Southwest Border**  
**Office of Field Operations / U.S. Border Patrol**  
**Migration Crisis Action Team**  
**Total CBP Southwest Border Encounters (UAC/AM/FMUA/Singles)**  
 Preliminary Data and Subject to Change



Preliminary Data and Subject to Change  
 UNCLASSIFIED//FOR OFFICIAL USE ONLY//LAW ENFORCEMENT SENSITIVE





U.S. Customs and Border Protection - Southwest Border  
 Office of Field Operations / U.S. Border Patrol  
 Migration Crisis Action Team  
 Time in Custody over 72 hours



	UAC			UAC			UAC		
	OFO			USBP			CBP		
	In Custody > 72 hrs	In Custody > 120 hrs	In Custody > 240 hrs	In Custody > 72 hrs	In Custody > 120 hrs	In Custody > 240 hrs	In Custody > 72 hrs	In Custody > 120 hrs	In Custody > 240 hrs
1/15/22	<b>(b)(7)(E)</b>								
1/16/22									
1/17/22									
1/18/22									
1/19/22									
1/20/22									
1/21/22									
Total									

	FMUA			FMUA			FMUA		
	OFO			USBP			CBP		
	In Custody > 72 hrs	In Custody > 120 hrs	In Custody > 240 hrs	In Custody > 72 hrs	In Custody > 120 hrs	In Custody > 240 hrs	In Custody > 72 hrs	In Custody > 120 hrs	In Custody > 240 hrs
1/15/22	<b>(b)(7)(E)</b>								
1/16/22									
1/17/22									
1/18/22									
1/19/22									
1/20/22									
1/21/22									
Total									

	SINGLE ADULTS			SINGLE ADULTS			SINGLE ADULTS		
	OFO			USBP			CBP		
	In Custody > 72 hrs	In Custody > 120 hrs	In Custody > 240 hrs	In Custody > 72 hrs	In Custody > 120 hrs	In Custody > 240 hrs	In Custody > 72 hrs	In Custody > 120 hrs	In Custody > 240 hrs
1/15/22	<b>(b)(7)(E)</b>								
1/16/22									
1/17/22									
1/18/22									
1/19/22									
1/20/22									
1/21/22									
Total									

	AM			AM		
	OFO			CBP		
	In Custody > 72 hrs	In Custody > 120 hrs	In Custody > 240 hrs	In Custody > 72 hrs	In Custody > 120 hrs	In Custody > 240 hrs
1/16/22	<b>(b)(7)(E)</b>					
1/17/22						
1/18/22						
1/19/22						
1/21/22						
Total						



U.S. Customs and Border Protection - Southwest Border  
 Office of Field Operations / U.S. Border Patrol  
 Migration Crisis Action Team  
 Time in Custody by Sector/Field Office



Sector	USBP Encounters (Previous Day)						Time in Custody					
	Total	21-Day Average	UAC	AM (OFO only)	FMUA	SA	Total	% Capacity	Average TIC (HRS)	> 72 hours	72-120 hours	> 120 hours
BBT	117	84	2		10	105	89					
DRT	949	984	12		242	696	2,306					
ELC	151	125	1		17	133	247					
EPT	643	537	72		86	485	1,276					
LRT	232	202	8		7	217	1,018					
RGV	1,182	838	241		316	625	3,136					
SDC	444	355	12		84	348	498					
TCA	706	475	39		25	642	713					
YUM	1,015	680	3		354	658	1,913					
<b>USBP Total</b>	<b>5,439</b>	<b>4,280</b>	<b>390</b>		<b>1,141</b>	<b>3,908</b>	<b>11,205</b>					

(b)(7)(E)

Field Office	OFO Encounters (Previous Day)						Time in Custody					
	Total	21-Day Average	UAC	AM (OFO only)	FMUA	SA	Total	% Capacity	Average TIC (HRS)	> 72 hours	72-120 hours	> 120 hours
EL PASO	22	25	0	3	5	14	1					
LAREDO	122	86	6	3	27	86	6					
SAN DIEGO	88	89	2	3	22	61	144					
TUCSON	28	19	2	1	5	19	6					
<b>OFO Total</b>	<b>260</b>	<b>221</b>	<b>10</b>	<b>10</b>	<b>60</b>	<b>180</b>	<b>157</b>					
<b>CBP Total</b>	<b>5,699</b>	<b>4,500</b>	<b>400</b>	<b>10</b>	<b>1,201</b>	<b>4,088</b>	<b>11,362</b>					

(b)(7)(E)

Message

From: (b)(6), (b)(7)(C)  
Sent: 1/22/2022 10:58:57 AM  
To: (b)(6), (b)(7)(C)  
(b)(6), (b)(7)(C) DistroList-CBP MCAT  
Team (b)(7)(E)  
(b)(7)(E) CBP HQ EOC  
(b)(7)(E) CBPSTATS-Team  
(b)(6), (b)(7)(C), (b)(7)(E)  
(b)(6), (b)(7)(C) FALK, SCOTT K (OCC)  
(b)(6), (b)(7)(C) (OCC)  
(b)(6), (b)(7)(C) (OCC)  
(b)(6), (b)(7)(C)  
(OCC) (b)(6), (b)(7)(C)  
(b)(6), (b)(7)(C) HIGHSMITH,  
ANNMARIÉ (EAC OT) (b)(6), (b)(7)(C)  
(b)(6), (b)(7)(C)  
(b)(6), (b)(7)(C) (OCC) (b)(6), (b)(7)(C)  
(b)(6), (b)(7)(C)  
(b)(6), (b)(7)(C) SEAR Reporting (b)(6), (b)(7)(C), (b)(7)(E)

**(b)(6), (b)(7)(C), (b)(7)(E)**

CC: DHS.JIAG (b)(6)

**(b)(6), (b)(7)(C)**

**(b)(6), (b)(7)(C)**

**Subject:** CBP MCAT Daily Report – Updated Version\_2022-01-22-05-57-07  
**Attachments:** CBP MCAT Daily Report – Updated Version\_2022-01-22-05-57-07.pdf

Hello,

This report replaces the previous version of the report and has been updated w/T42 expulsions.

Please contact the CBP STAT Division with any questions. Below is the email address:

(b)(7)(E)

If you want the version of the MCAT morning report using the previous logic contact: (b)(7)(E)

(b)(7)(E)

# U.S. Customs and Border Protection Migration Crisis Action Team

**January 22, 2022**

~~WARNING: This document is designated UNCLASSIFIED//LAW ENFORCEMENT SENSITIVE (U//LES). It may contain information that is exempt from public release under the Freedom of Information Act (5USC552). This document is to be controlled, handled, transmitted, distributed, and disposed of in accordance with DHS policy relating to FOUO information, and is not to be released to the public or to personnel who do not have a valid need to know without prior approval from CBP.~~



**Homeland  
Security**



UNCLASSIFIED//~~FOR OFFICIAL USE ONLY~~//LAW ENFORCEMENT SENSITIVE

**U.S. Customs and Border Protection - Southwest Border**  
**Office of Field Operations / U.S. Border Patrol**  
**Migration Crisis Action Team**



Data is through: 1/21/2022

Preliminary Data and Subject to Change

Report Run Date: 1/22/2022 5:57:37 AM

Total	Demographic	Encounters (Previous Day)	Title 42	T8 Apprehensions/ Inadmissibles	21-Day Average (Encounters)	Currently in Custody	Average TIC (HRS)	CBP Processed Complete	UC Transfers/ TOT ERO (Previous Day)	All Other TOT's/ REPATS (Previous Day)	USBP NTA (OR) Released (Previous Day)
CBP Southwest Border	UC	327	0	327	241	555	25	349	429	12	0
	AM (OFO only)	6	3	3	8	0	0	0	0	9	NA
	FMUA	1,213	122	1,091	966	3,397	42	1,370	157	11	137
	Single Adults	3,825	2,102	1,723	3,340	7,583	66	2,805	548	263	1,555
	<b>Total Apps</b>	<b>5,371</b>	<b>2,227</b>	<b>3,144</b>	<b>4,555</b>	<b>11,535</b>	<b>57</b>	<b>4,524</b>	<b>1,134</b>	<b>295</b>	<b>1,692</b>

Total	Demographic	Encounters (Previous Day)	Title 42	T8 Apprehensions	21-Day Average (Encounters)	Currently in Custody	Average TIC (HRS)	USBP Processed Complete	UC Transfers/ TOT ERO (Previous Day)	All Other TOT's/ REPATS (Previous Day)	USBP NTA (OR) Released (Previous Day)
USBP Southwest Border	UC	322	0	322	237	547	25	349	427	0	0
	FMUA	1,143	122	1,021	915	3,363	42	1,365	108	0	137
	Single Adults	3,674	2,050	1,624	3,182	7,432	65	2,739	543	0	1,555
	<b>Total Apps</b>	<b>5,139</b>	<b>2,172</b>	<b>2,967</b>	<b>4,334</b>	<b>11,342</b>	<b>57</b>	<b>4,453</b>	<b>1,078</b>	<b>0</b>	<b>1,692</b>

Total	Demographic	Encounters (Previous Day)	Title 42	T8 Inadmissibles	21-Day Average (Encounters)	Currently in Custody	Average TIC (HRS)	OFO Processed Complete	TOT ERO (Previous Day)	All Other TOT's/ REPATS (Previous Day)	N/A
OFO Southwest Border	UAC	5	0	5	4	8	8	0	2	12	
	AM	6	3	3	8	0	0	0	0	9	
	FMUA	70	0	70	50	34	28	5	49	11	
	Single Adults	151	52	99	158	151	75	66	5	263	
	<b>Total Subjects</b>	<b>232</b>	<b>55</b>	<b>177</b>	<b>220</b>	<b>193</b>	<b>64</b>	<b>71</b>	<b>56</b>	<b>295</b>	

Preliminary Data and Subject to Change  
 UNCLASSIFIED//~~FOR OFFICIAL USE ONLY~~//LAW ENFORCEMENT SENSITIVE



U.S. Customs and Border Protection - Southwest Border  
Migration Crisis Action Team  
January 22, 2022



Preliminary Data and Subject to Change

Sector	Capacity	Covid Capacity	In Custody	% Capacity
BBT	<b>(b)(7)(E)</b>	<b>(b)(7)(E)</b>	39	<b>(b)(7)(E)</b>
DRT			2,342	
ELC			352	
EPT			1,296	
LRT			815	
RGV			3,364	
SDC			611	
TCA			746	
YUM			1,777	
Total				

Field Office	Capacity	Covid Capacity	In Custody	% Capacity
EL PASO	<b>(b)(7)(E)</b>	<b>(b)(7)(E)</b>	6	<b>(b)(7)(E)</b>
LAREDO			7	
SAN DIEGO			178	
TUCSON			2	
Total			193	

Port of Entry	Capacity	Covid Capacity	In Custody	% Capacity
BROWNSVILLE, TX (2301)	<b>(b)(7)(E)</b>	<b>(b)(7)(E)</b>	<b>(b)(7)(E)</b>	<b>(b)(7)(E)</b>
CALEXICO, CA (2503/2507)				
EAGLE PASS, TX (2303)				
EL PASO, TX (2402)				
LAREDO, TX (2304)				
NOGALES, AZ (2604)				
OTAY MESA (2506)				
SAN LUIS, AZ (2608)				
SAN YSIDRO (2504)				
TECATE, CA (2505)				
YSLETA (2401)				

Central Processing	Capacity	Covid Capacity	In Custody	% Capacity
TCA/TCC	<b>(b)(7)(E)</b>	<b>(b)(7)(E)</b>	228	<b>(b)(7)(E)</b>

\*RGV sector capacity and in-custody numbers include the CPC figures  
\*\*Tucson sector capacity and in-custody numbers include the TCC figures

Soft Sided Facility	Capacity	Covid Capacity	In Custody	% Capacity
DRT/SSF	<b>(b)(7)(E)</b>	<b>(b)(7)(E)</b>	1,167	<b>(b)(7)(E)</b>
LRT/LPC			697	
RGV/DNT			1,515	
TCA/TSS			128	
YUM/YSS			1,336	

Modulars	Capacity	Covid Capacity	In Custody	% Capacity
EPT/MCPC	<b>(b)(7)(E)</b>	<b>(b)(7)(E)</b>	1,251	<b>(b)(7)(E)</b>

All Soft Sided/Modulars facilities are also reflected within their Sector capacity above


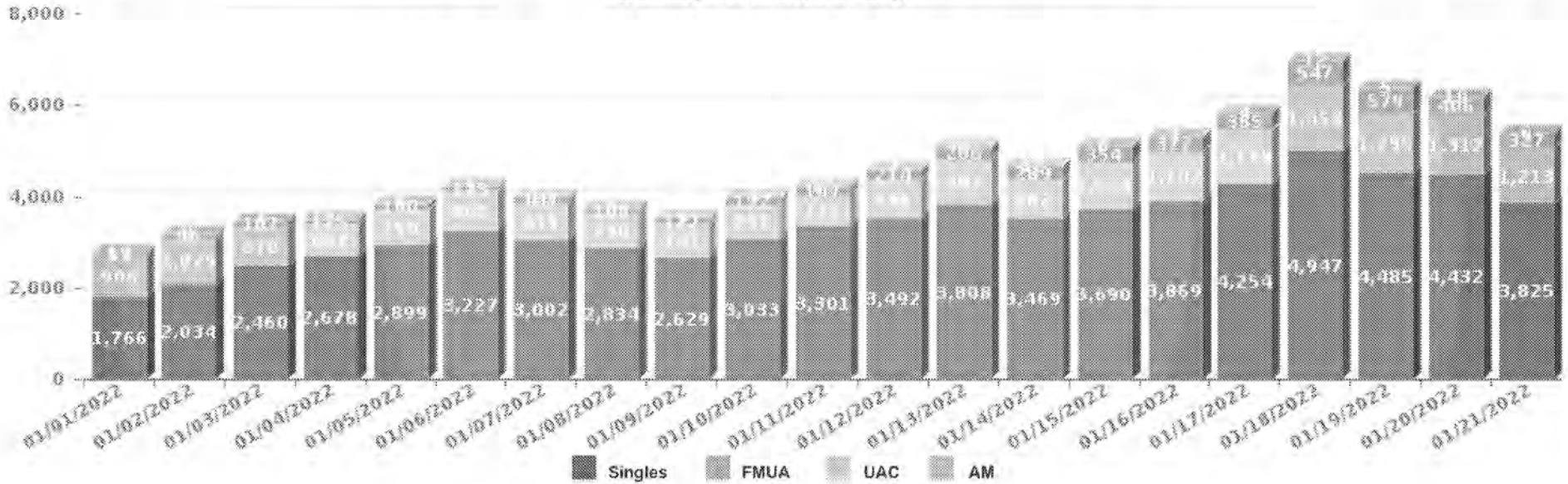
Preliminary Data and Subject to Change





UNCLASSIFIED//FOR OFFICIAL USE ONLY//LAW ENFORCEMENT SENSITIVE

**U.S. Customs and Border Protection - Southwest Border**  
**Office of Field Operations / U.S. Border Patrol**  
**Migration Crisis Action Team**  
**Total CBP Southwest Border Encounters (UAC/AM/FMUA/Singles)**  
 Preliminary Data and Subject to Change



Preliminary Data and Subject to Change  
 UNCLASSIFIED//FOR OFFICIAL USE ONLY//LAW ENFORCEMENT SENSITIVE



U.S. Customs and Border Protection - Southwest Border  
 Office of Field Operations / U.S. Border Patrol  
 Migration Crisis Action Team  
 Time in Custody over 72 hours



	UAC			UAC			UAC		
	OFO			USBP			CBP		
	In Custody > 72 hrs	In Custody > 120 hrs	In Custody > 240 hrs	In Custody > 72 hrs	In Custody > 120 hrs	In Custody > 240 hrs	In Custody > 72 hrs	In Custody > 120 hrs	In Custody > 240 hrs
1/16/22	<b>(b)(7)(E)</b>								
1/17/22									
1/18/22									
1/19/22									
1/20/22									
1/21/22									
1/22/22									
Total									

	FMUA			FMUA			FMUA		
	OFO			USBP			CBP		
	In Custody > 72 hrs	In Custody > 120 hrs	In Custody > 240 hrs	In Custody > 72 hrs	In Custody > 120 hrs	In Custody > 240 hrs	In Custody > 72 hrs	In Custody > 120 hrs	In Custody > 240 hrs
1/16/22	<b>(b)(7)(E)</b>								
1/17/22									
1/18/22									
1/19/22									
1/20/22									
1/21/22									
1/22/22									
Total									

	SINGLE ADULTS			SINGLE ADULTS			SINGLE ADULTS		
	OFO			USBP			CBP		
	In Custody > 72 hrs	In Custody > 120 hrs	In Custody > 240 hrs	In Custody > 72 hrs	In Custody > 120 hrs	In Custody > 240 hrs	In Custody > 72 hrs	In Custody > 120 hrs	In Custody > 240 hrs
1/16/22	<b>(b)(7)(E)</b>								
1/17/22									
1/18/22									
1/19/22									
1/20/22									
1/21/22									
1/22/22									
Total									

	AM			AM		
	OFO			CBP		
	In Custody > 72 hrs	In Custody > 120 hrs	In Custody > 240 hrs	In Custody > 72 hrs	In Custody > 120 hrs	In Custody > 240 hrs
1/16/22	<b>(b)(7)(E)</b>					
1/17/22						
1/18/22						
1/19/22						
1/21/22						
1/22/22						
Total						



U.S. Customs and Border Protection - Southwest Border  
Office of Field Operations / U.S. Border Patrol  
Migration Crisis Action Team  
Time in Custody by Sector/Field Office



Sector	USBP Encounters (Previous Day)						Time in Custody					
	Total	21-Day Average	UAC	AM (OFO only)	FMUA	SA	Total	% Capacity	Average TIC (HRS)	> 72 hours	72-120 hours	> 120 hours
BBT	101	83	3		2	95	39					
DRT	923	984	11		283	629	2,342					
ELC	189	127	1		17	171	352					
EPT	603	540	46		113	444	1,296					
LRT	264	209	10		0	254	815					
RGV	1,120	886	175		375	570	3,364					
SDC	455	356	15		53	388	611					
TCA	709	503	41		14	654	746					
YUM	775	666	19		286	470	1,777					
<b>USBP Total</b>	<b>5,139</b>	<b>4,334</b>	<b>322</b>		<b>1,143</b>	<b>3,674</b>	<b>11,342</b>					

**(b)(7)(E)**

Field Office	OFO Encounters (Previous Day)						Time in Custody					
	Total	21-Day Average	UAC	AM (OFO only)	FMUA	SA	Total	% Capacity	Average TIC (HRS)	> 72 hours	72-120 hours	> 120 hours
EL PASO	21	25	0	0	4	17	6					
LAREDO	86	87	2	3	23	58	7					
SAN DIEGO	110	87	2	3	43	62	178					
TUCSON	15	19	1	0	0	14	2					
<b>OFO Total</b>	<b>232</b>	<b>220</b>	<b>5</b>	<b>6</b>	<b>70</b>	<b>151</b>	<b>193</b>					
<b>CBP Total</b>	<b>5,371</b>	<b>4,555</b>	<b>327</b>	<b>6</b>	<b>1,213</b>	<b>3,825</b>	<b>11,535</b>					

**(b)(7)(E)**

Message

From: (b)(6), (b)(7)(C)

Sent: 1/23/2022 11:00:30 AM

To: (b)(6), (b)(7)(C)

(b)(6), (b)(7)(C) DistroList-CBP MCAT

Team (b)(7)(E) CBP HQ EOC

(b)(7)(E) CBPSTATS-Team

(b)(6), (b)(7)(C), (b)(7)(E)

(b)(6), (b)(7)(C) FALK, SCOTT K (OCC)

(b)(6), (b)(7)(C) (OCC)

(b)(6), (b)(7)(C) (OCC)

(b)(6), (b)(7)(C)

(OCC) (b)(6), (b)(7)(C)

(b)(6), (b)(7)(C) HIGHSMITH,

ANNMARIE (EAC OT) (b)(6), (b)(7)(C)

(b)(6), (b)(7)(C)

(b)(6), (b)(7)(C) (OCC) (b)(6), (b)(7)(C)

(b)(6), (b)(7)(C) SEAR Reporting (b)(7)(E)

(b)(6), (b)(7)(C), (b)(7)(E)

CC: DHS.JIAG: (b)(6)

(b)(6), (b)(7)(C)

**(b)(6), (b)(7)(C)**

**Subject:** CBP MCAT Daily Report – Updated Version\_2022-01-23-05-57-04  
**Attachments:** CBP MCAT Daily Report – Updated Version\_2022-01-23-05-57-04.pdf

Hello,

This report replaces the previous version of the report and has been updated w/T42 expulsions.

Please contact the CBP STAT Division with any questions. Below is the email address:

(b)(7)(E)

If you want the version of the MCAT morning report using the previous logic contact: (b)(7)(E)

(b)(7)(E)

# U.S. Customs and Border Protection Migration Crisis Action Team

**January 23, 2022**

~~WARNING: This document is designated UNCLASSIFIED//LAW ENFORCEMENT SENSITIVE (U//LES). It may contain information that is exempt from public release under the Freedom of Information Act (5USC552). This document is to be controlled, handled, transmitted, distributed, and disposed of in accordance with DHS policy relating to FOUO information, and is not to be released to the public or to personnel who do not have a valid need to know without prior approval from CBP.~~



**Homeland  
Security**



UNCLASSIFIED//~~FOR OFFICIAL USE ONLY~~//LAW ENFORCEMENT SENSITIVE

**U.S. Customs and Border Protection - Southwest Border**  
**Office of Field Operations / U.S. Border Patrol**  
**Migration Crisis Action Team**



Data is through: 1/22/2022

Preliminary Data and Subject to Change

Report Run Date: 1/23/2022 5:58:59 AM

Total	Demographic	Encounters (Previous Day)	Title 42	T8 Apprehensions/ Inadmissibles	21-Day Average (Encounters)	Currently in Custody	Average TIC (HRS)	CBP Processed Complete	UC Transfers/ TOT ERO (Previous Day)	All Other TOT's/ REPATS (Previous Day)	USBP NTA (OR) Released (Previous Day)
CBP Southwest Border	UC	339	0	339	255	455	24	329	343	26	0
	AM (OFO only)	7	5	2	7	0	0	0	0	84	NA
	FMUA	1,198	144	1,054	987	3,669	45	1,446	108	11	282
	Single Adults	3,956	1,955	2,001	3,457	8,125	69	2,968	477	396	1,361
	<b>Total Apps</b>	<b>5,500</b>	<b>2,104</b>	<b>3,396</b>	<b>4,706</b>	<b>12,249</b>	<b>61</b>	<b>4,743</b>	<b>928</b>	<b>517</b>	<b>1,643</b>

Total	Demographic	Encounters (Previous Day)	Title 42	T8 Apprehensions	21-Day Average (Encounters)	Currently in Custody	Average TIC (HRS)	USBP Processed Complete	UC Transfers/ TOT ERO (Previous Day)	All Other TOT's/ REPATS (Previous Day)	USBP NTA (OR) Released (Previous Day)
USBP Southwest Border	UC	338	0	338	251	452	24	329	342	0	0
	FMUA	1,160	144	1,016	936	3,647	45	1,445	86	0	282
	Single Adults	3,800	1,886	1,914	3,298	7,938	69	2,900	475	0	1,361
	<b>Total Apps</b>	<b>5,298</b>	<b>2,030</b>	<b>3,268</b>	<b>4,484</b>	<b>12,037</b>	<b>61</b>	<b>4,674</b>	<b>903</b>	<b>0</b>	<b>1,643</b>

Total	Demographic	Encounters (Previous Day)	Title 42	T8 Inadmissibles	21-Day Average (Encounters)	Currently in Custody	Average TIC (HRS)	OFO Processed Complete	TOT ERO (Previous Day)	All Other TOT's/ REPATS (Previous Day)	N/A
OFO Southwest Border	UAC	1	0	1	4	3	8	0	1	26	
	AM	7	5	2	7	0	0	0	0	84	
	FMUA	38	0	38	51	22	28	1	22	11	
	Single Adults	156	69	87	159	187	81	68	2	396	
	<b>Total Subjects</b>	<b>202</b>	<b>74</b>	<b>128</b>	<b>221</b>	<b>212</b>	<b>75</b>	<b>69</b>	<b>25</b>	<b>517</b>	

Preliminary Data and Subject to Change  
 UNCLASSIFIED//~~FOR OFFICIAL USE ONLY~~//LAW ENFORCEMENT SENSITIVE





U.S. Customs and Border Protection - Southwest Border  
Migration Crisis Action Team  
January 23, 2022



Preliminary Data and Subject to Change

Sector	Capacity	Covid Capacity	In Custody	% Capacity
BBT	<b>(b)(7)(E)</b>	<b>(b)(7)(E)</b>	31	<b>(b)(7)(E)</b>
DRT			2,551	
ELC			429	
EPT			1,014	
LRT			1,141	
RGV			3,450	
SDC			807	
TCA			658	
YUM			1,956	
Total			12,037	

Central Processing	Capacity	Covid Capacity	In Custody	% Capacity
TCA/TCC	<b>(b)(7)(E)</b>	<b>(b)(7)(E)</b>	150	<b>(b)(7)(E)</b>

\*RGV sector capacity and in-custody numbers include the CPC figures  
\*\*Tucson sector capacity and in-custody numbers include the TCC figures

Soft Sided Facility	Capacity	Covid Capacity	In Custody	% Capacity
DRT/SSF	<b>(b)(7)(E)</b>	<b>(b)(7)(E)</b>	1,391	<b>(b)(7)(E)</b>
LRT/LPC			918	
RGV/DNT			1,512	
TCA/TSS			109	
YUM/YSS			1,400	

Modulars	Capacity	Covid Capacity	In Custody	% Capacity
EPT/MCPC	<b>(b)(7)(E)</b>	<b>(b)(7)(E)</b>	971	<b>(b)(7)(E)</b>

All Soft Sided/Modulars facilities are also reflected within their Sector capacity above

Field Office	Capacity	Covid Capacity	In Custody	% Capacity
EL PASO	<b>(b)(7)(E)</b>	<b>(b)(7)(E)</b>	5	<b>(b)(7)(E)</b>
LAREDO			6	
SAN DIEGO			200	
TUCSON			1	
Total			212	


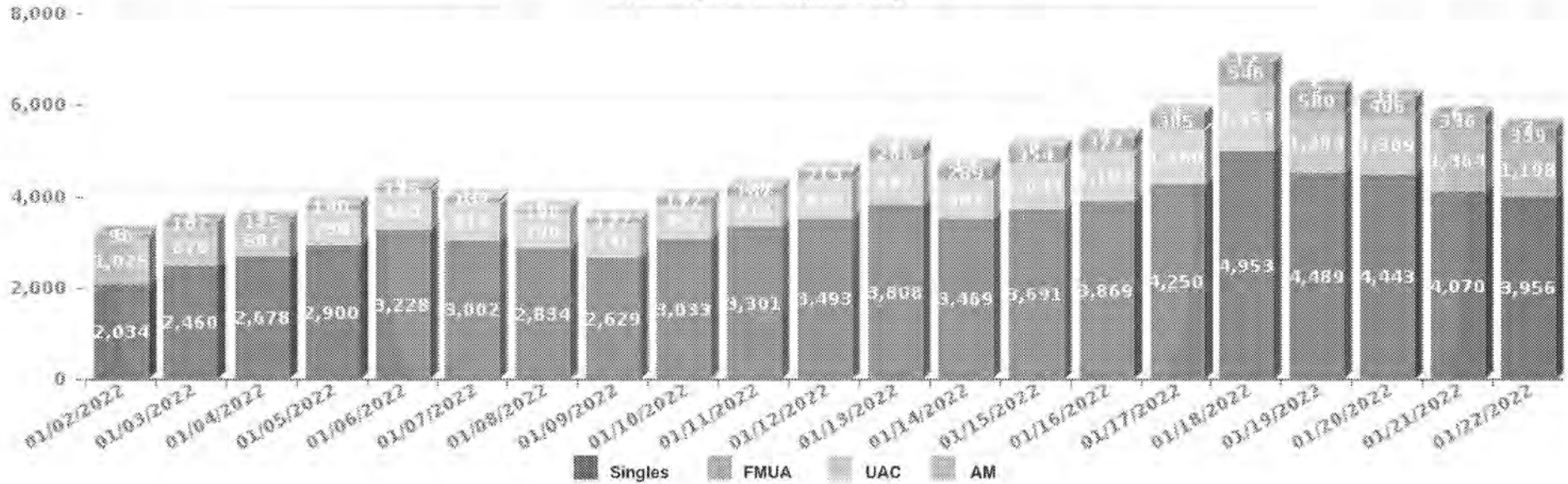
Port of Entry	Capacity	Covid Capacity	In Custody	% Capacity
CALEXICO, CA (2503/2507)	<b>(b)(7)(E)</b>	<b>(b)(7)(E)</b>	<b>(b)(7)(E)</b>	<b>(b)(7)(E)</b>
EAGLE PASS, TX (2303)				
EL PASO, TX (2402)				
LAREDO, TX (2304)				
NOGALES, AZ (2604)				
QTAY MESA (2505)				
SAN YSIDRO (2504)				
TECATE, CA (2505)				

Preliminary Data and Subject to Change



UNCLASSIFIED//FOR OFFICIAL USE ONLY//LAW ENFORCEMENT SENSITIVE

**U.S. Customs and Border Protection - Southwest Border**  
**Office of Field Operations / U.S. Border Patrol**  
**Migration Crisis Action Team**  
**Total CBP Southwest Border Encounters (UAC/AM/FMUA/Singles)**  
 Preliminary Data and Subject to Change



Preliminary Data and Subject to Change

UNCLASSIFIED//FOR OFFICIAL USE ONLY//LAW ENFORCEMENT SENSITIVE



U.S. Customs and Border Protection - Southwest Border  
 Office of Field Operations / U.S. Border Patrol  
 Migration Crisis Action Team  
 Time in Custody over 72 hours



	UAC			UAC			UAC		
	OFO			USBP			CBP		
	In Custody > 72 hrs	In Custody > 120 hrs	In Custody > 240 hrs	In Custody > 72 hrs	In Custody > 120 hrs	In Custody > 240 hrs	In Custody > 72 hrs	In Custody > 120 hrs	In Custody > 240 hrs
1/17/22	<b>(b)(7)(E)</b>								
1/18/22									
1/19/22									
1/20/22									
1/21/22									
1/22/22									
1/23/22									
Total									

	FMUA			FMUA			FMUA		
	OFO			USBP			CBP		
	In Custody > 72 hrs	In Custody > 120 hrs	In Custody > 240 hrs	In Custody > 72 hrs	In Custody > 120 hrs	In Custody > 240 hrs	In Custody > 72 hrs	In Custody > 120 hrs	In Custody > 240 hrs
1/17/22	<b>(b)(7)(E)</b>								
1/18/22									
1/19/22									
1/20/22									
1/21/22									
1/22/22									
1/23/22									
Total									

	SINGLE ADULTS			SINGLE ADULTS			SINGLE ADULTS		
	OFO			USBP			CBP		
	In Custody > 72 hrs	In Custody > 120 hrs	In Custody > 240 hrs	In Custody > 72 hrs	In Custody > 120 hrs	In Custody > 240 hrs	In Custody > 72 hrs	In Custody > 120 hrs	In Custody > 240 hrs
1/17/22	<b>(b)(7)(E)</b>								
1/18/22									
1/19/22									
1/20/22									
1/21/22									
1/22/22									
1/23/22									
Total									

	AM			AM		
	OFO			CBP		
	In Custody > 72 hrs	In Custody > 120 hrs	In Custody > 240 hrs	In Custody > 72 hrs	In Custody > 120 hrs	In Custody > 240 hrs
1/17/22	<b>(b)(7)(E)</b>					
1/18/22						
1/19/22						
1/21/22						
1/22/22						
1/23/22						
Total						



U.S. Customs and Border Protection - Southwest Border  
 Office of Field Operations / U.S. Border Patrol  
 Migration Crisis Action Team  
 Time in Custody by Sector/Field Office



Sector	USBP Encounters (Previous Day)						Time in Custody					
	Total	21-Day Average	UAC	AM (OFO only)	FMUA	SA	Total	% Capacity	Average TIC (HRS)	> 72 hours	72-120 hours	> 120 hours
BBT	60	83	4		0	56	31					
DRT	972	1,005	21		258	693	2,551					
ELC	181	133	6		10	165	429					
EPT	526	553	47		101	377	1,014					
LRT	306	222	18		8	280	1,141					
RGV	1,099	918	177		331	991	3,450					
SDC	427	381	15		52	360	897					
TCA	620	529	21		20	578	658					
YUM	1,105	681	29		380	699	1,956					
<b>USBP Total</b>	<b>5,298</b>	<b>4,484</b>	<b>338</b>		<b>1,160</b>	<b>3,800</b>	<b>12,037</b>					

**(b)(7)(E)**

Field Office	OFO Encounters (Previous Day)						Time in Custody					
	Total	21-Day Average	UAC	AM (OFO only)	FMUA	SA	Total	% Capacity	Average TIC (HRS)	> 72 hours	72-120 hours	> 120 hours
EL PASO	15	25	0	0	0	15	5					
LAREDO	76	88	0	4	2	70	6					
SAN DIEGO	105	88	1	2	36	66	200					
TUCSON	6	19	0	1	0	5	1					
<b>OFO Total</b>	<b>202</b>	<b>221</b>	<b>1</b>	<b>7</b>	<b>38</b>	<b>156</b>	<b>212</b>					
<b>CBP Total</b>	<b>5,500</b>	<b>4,706</b>	<b>339</b>	<b>7</b>	<b>1,198</b>	<b>3,956</b>	<b>12,249</b>					

**(b)(7)(E)**

Message

From: (b)(6), (b)(7)(C)

Sent: 1/24/2022 11:00:19 AM

To: (b)(6), (b)(7)(C)

(b)(6), (b)(7)(C) DistroList-CBP MCAT

Team (b)(7)(E) CBP HQ EOC

(b)(7)(E) CBPSTATS-Team

(b)(6), (b)(7)(C), (b)(7)(E)

(b)(6), (b)(7)(C) FALK, SCOTT K (OCC)

(b)(6), (b)(7)(C) (OCC)

(b)(6), (b)(7)(C) (OCC)

(b)(6), (b)(7)(C)

(OCC) (b)(6), (b)(7)(C)

(b)(6), (b)(7)(C) HIGHSMITH,  
ANNMARIE (EAC OT)

(b)(6), (b)(7)(C)

(b)(6), (b)(7)(C) (OCC) (b)(6), (b)(7)(C)

(b)(6), (b)(7)(C) SEAR Reporting (b)(7)(E)

(b)(6), (b)(7)(C), (b)(7)(E)

CC: DHS.JIAG (b)(6)

(b)(6), (b)(7)(C)

**(b)(6), (b)(7)(C)**

**Subject:** CBP MCAT Daily Report – Updated Version\_2022-01-24-05-57-09  
**Attachments:** CBP MCAT Daily Report – Updated Version\_2022-01-24-05-57-09.pdf

Hello,

This report replaces the previous version of the report and has been updated w/T42 expulsions.

Please contact the CBP STAT Division with any questions. Below is the email address:

(b)(7)(E)

If you want the version of the MCAT morning report using the previous logic contact: (b)(7)(E)

(b)(7)(E)

# U.S. Customs and Border Protection Migration Crisis Action Team

**January 24, 2022**

~~WARNING: This document is designated UNCLASSIFIED//LAW ENFORCEMENT SENSITIVE (U//LES). It may contain information that is exempt from public release under the Freedom of Information Act (5USC552). This document is to be controlled, handled, transmitted, distributed, and disposed of in accordance with DHS policy relating to FOUO information, and is not to be released to the public or to personnel who do not have a valid need to know without prior approval from CBP.~~



**Homeland  
Security**





UNCLASSIFIED//~~FOR OFFICIAL USE ONLY~~//LAW ENFORCEMENT SENSITIVE

**U.S. Customs and Border Protection - Southwest Border**  
**Office of Field Operations / U.S. Border Patrol**  
**Migration Crisis Action Team**



Data is through: 1/23/2022

Preliminary Data and Subject to Change

Report Run Date: 1/24/2022 5:58:02 AM

Total	Demographic	Encounters (Previous Day)	Title 42	T8 Apprehensions/ Inadmissibles	21-Day Average (Encounters)	Currently in Custody	Average TIC (HRS)	CBP Processed Complete	UC Transfers/ TOT ERO (Previous Day)	All Other TOT's/ REPATS (Previous Day)	USBP NTA (OR) Released (Previous Day)
CBP Southwest Border	UC	268	2	268	264	369	24	282	302	21	0
	AM (OFO only)	3	3	0	7	2	19	0	0	21	NA
	FMUA	1,139	146	993	999	3,873	51	1,600	99	6	215
	Single Adults	3,481	1,723	1,758	3,542	8,581	68	3,300	428	228	1,496
	<b>Total Apps</b>	<b>4,893</b>	<b>1,874</b>	<b>3,019</b>	<b>4,812</b>	<b>12,825</b>	<b>63</b>	<b>5,182</b>	<b>829</b>	<b>276</b>	<b>1,711</b>

Total	Demographic	Encounters (Previous Day)	Title 42	T8 Apprehensions	21-Day Average (Encounters)	Currently in Custody	Average TIC (HRS)	USBP Processed Complete	UC Transfers/ TOT ERO (Previous Day)	All Other TOT's/ REPATS (Previous Day)	USBP NTA (OR) Released (Previous Day)
USBP Southwest Border	UC	266	2	266	260	368	24	282	302	0	0
	FMUA	1,115	146	969	950	3,851	51	1,600	68	0	215
	Single Adults	3,370	1,684	1,686	3,384	8,446	68	3,298	362	0	1,496
	<b>Total Apps</b>	<b>4,753</b>	<b>1,832</b>	<b>2,921</b>	<b>4,594</b>	<b>12,665</b>	<b>63</b>	<b>5,180</b>	<b>732</b>	<b>0</b>	<b>1,711</b>

Total	Demographic	Encounters (Previous Day)	Title 42	T8 Inadmissibles	21-Day Average (Encounters)	Currently in Custody	Average TIC (HRS)	OFO Processed Complete	TOT ERO (Previous Day)	All Other TOT's/ REPATS (Previous Day)	N/A
OFO Southwest Border	UAC	2	0	2	4	1	7	0	0	21	
	AM	3	3	0	7	2	19	0	0	21	
	FMUA	24	0	24	50	22	18	0	31	6	
	Single Adults	111	39	72	158	135	63	2	66	228	
	<b>Total Subjects</b>	<b>140</b>	<b>42</b>	<b>98</b>	<b>219</b>	<b>160</b>	<b>56</b>	<b>2</b>	<b>97</b>	<b>276</b>	

Preliminary Data and Subject to Change  
 UNCLASSIFIED//~~FOR OFFICIAL USE ONLY~~//LAW ENFORCEMENT SENSITIVE



U.S. Customs and Border Protection - Southwest Border  
Migration Crisis Action Team  
January 24, 2022



Preliminary Data and Subject to Change

Sector	Capacity	Covid Capacity	In Custody	% Capacity
BBT	<b>(b)(7)(E)</b>	<b>(b)(7)(E)</b>	51	<b>(b)(7)(E)</b>
DRT			2,503	
ELC			469	
EPT			1,201	
LRT			1,221	
RGV			3,200	
SDC			921	
TCA			791	
YUM			2,308	
Total				

Field Office	Capacity	Covid Capacity	In Custody	% Capacity
EL PASO	<b>(b)(7)(E)</b>	<b>(b)(7)(E)</b>	2	<b>(b)(7)(E)</b>
LAREDO			11	
SAN DIEGO			141	
TUCSON			6	
Total			160	

Port of Entry	Capacity	Covid Capacity	In Custody	% Capacity
CALEXICO, CA (2503/2507)	<b>(b)(7)(E)</b>	<b>(b)(7)(E)</b>	<b>(b)(7)(E)</b>	<b>(b)(7)(E)</b>
DOUGLAS, AZ (2601)				
EAGLE PASS, TX (2303)				
LAREDO, TX (2304)				
NOGALES, AZ (2604)				
PRESIDIO, TX (2403)				
SAN LUIS, AZ (2608)				
SAN YSIDRO (2504)				
TECATE, CA (2505)				

Central Processing	Capacity	Covid Capacity	In Custody	% Capacity
TCA/TCC	<b>(b)(7)(E)</b>	<b>(b)(7)(E)</b>	197	<b>(b)(7)(E)</b>

\*RGV sector capacity and in-custody numbers include the CPC figures  
\*\*Tucson sector capacity and in-custody numbers include the TCC figures

Soft Sided Facility	Capacity	Covid Capacity	In Custody	% Capacity
DRT/SSF	<b>(b)(7)(E)</b>	<b>(b)(7)(E)</b>	1,340	<b>(b)(7)(E)</b>
LRT/LPC			957	
RGV/DNT			1,358	
TCA/TSS			250	
YUM/YSS			1,499	

Modulars	Capacity	Covid Capacity	In Custody	% Capacity
EPT/MCPC	<b>(b)(7)(E)</b>	<b>(b)(7)(E)</b>	1,149	<b>(b)(7)(E)</b>

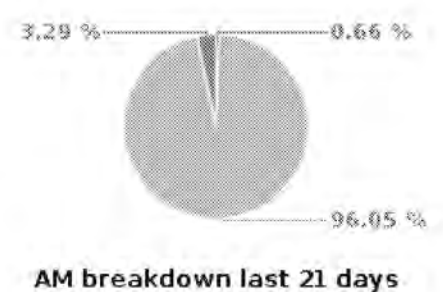
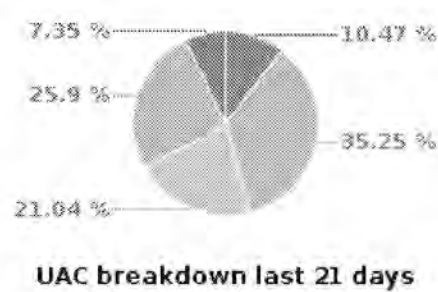
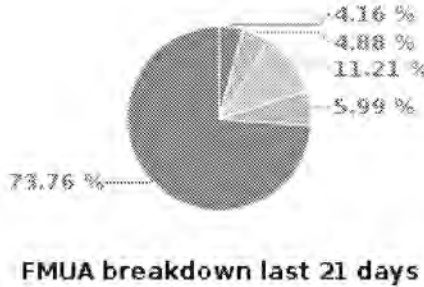
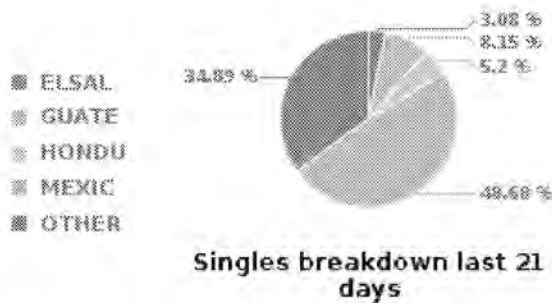
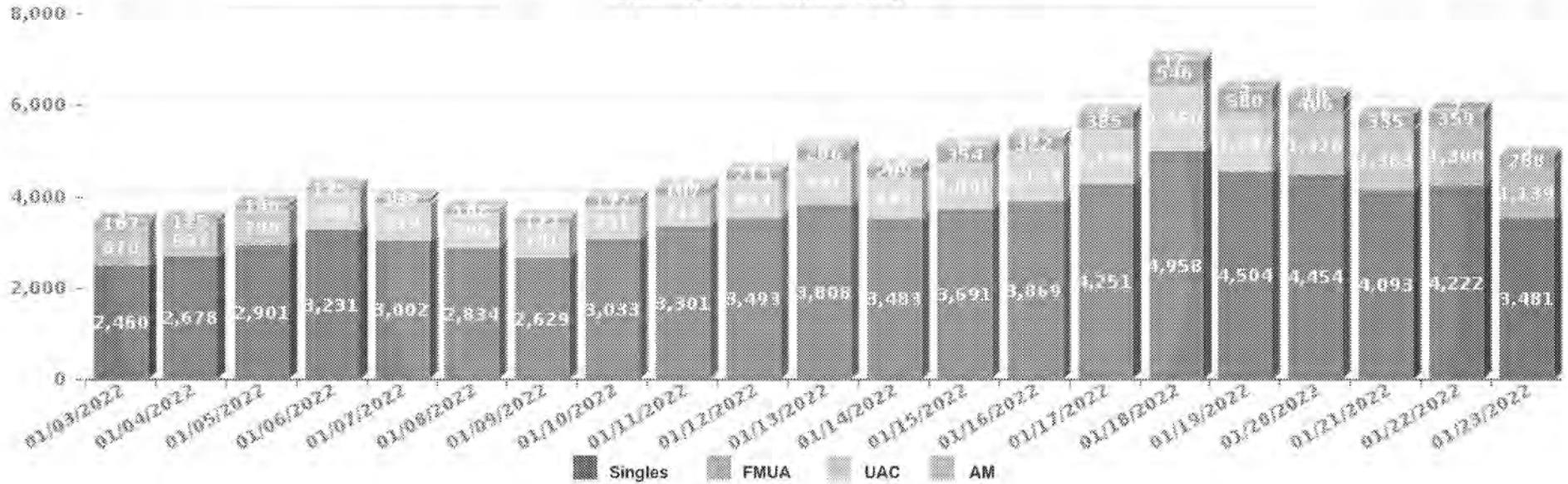
All Soft Sided/Modulars facilities are also reflected within their Sector capacity above

Preliminary Data and Subject to Change



UNCLASSIFIED//FOR OFFICIAL USE ONLY//LAW ENFORCEMENT SENSITIVE

**U.S. Customs and Border Protection - Southwest Border**  
**Office of Field Operations / U.S. Border Patrol**  
**Migration Crisis Action Team**  
**Total CBP Southwest Border Encounters (UAC/AM/FMUA/Singles)**  
 Preliminary Data and Subject to Change



Preliminary Data and Subject to Change  
 UNCLASSIFIED//FOR OFFICIAL USE ONLY//LAW ENFORCEMENT SENSITIVE



U.S. Customs and Border Protection - Southwest Border  
 Office of Field Operations / U.S. Border Patrol  
 Migration Crisis Action Team  
 Time in Custody over 72 hours



	UAC			UAC			UAC		
	OFO			USBP			CBP		
	In Custody > 72 hrs	In Custody > 120 hrs	In Custody > 240 hrs	In Custody > 72 hrs	In Custody > 120 hrs	In Custody > 240 hrs	In Custody > 72 hrs	In Custody > 120 hrs	In Custody > 240 hrs
1/18/22	<b>(b)(7)(E)</b>								
1/19/22									
1/20/22									
1/21/22									
1/22/22									
1/23/22									
1/24/22									
Total									

	FMUA			FMUA			FMUA		
	OFO			USBP			CBP		
	In Custody > 72 hrs	In Custody > 120 hrs	In Custody > 240 hrs	In Custody > 72 hrs	In Custody > 120 hrs	In Custody > 240 hrs	In Custody > 72 hrs	In Custody > 120 hrs	In Custody > 240 hrs
1/18/22	<b>(b)(7)(E)</b>								
1/19/22									
1/20/22									
1/21/22									
1/22/22									
1/23/22									
1/24/22									
Total									

	SINGLE ADULTS			SINGLE ADULTS			SINGLE ADULTS		
	OFO			USBP			CBP		
	In Custody > 72 hrs	In Custody > 120 hrs	In Custody > 240 hrs	In Custody > 72 hrs	In Custody > 120 hrs	In Custody > 240 hrs	In Custody > 72 hrs	In Custody > 120 hrs	In Custody > 240 hrs
1/18/22	<b>(b)(7)(E)</b>								
1/19/22									
1/20/22									
1/21/22									
1/22/22									
1/23/22									
1/24/22									
Total									

	AM			AM		
	OFO			CBP		
	In Custody > 72 hrs	In Custody > 120 hrs	In Custody > 240 hrs	In Custody > 72 hrs	In Custody > 120 hrs	In Custody > 240 hrs
1/18/22	<b>(b)(7)(E)</b>					
1/19/22						
1/21/22						
1/22/22						
1/23/22						
1/24/22						
Total						



U.S. Customs and Border Protection - Southwest Border  
 Office of Field Operations / U.S. Border Patrol  
 Migration Crisis Action Team  
 Time in Custody by Sector/Field Office



Sector	USBP Encounters (Previous Day)						Time in Custody					
	Total	21-Day Average	UAC	AM (OFO only)	FMUA	SA	Total	% Capacity	Average TIC (HRS)	> 72 hours	72-120 hours	> 120 hours
BBT	49	84	0		9	40	51					
DRT	945	1,028	21		232	690	2,903					
ELC	174	135	4		30	140	469					
EPT	423	562	30		79	314	1,201					
LRT	194	231	5		4	185	1,221					
RGV	773	938	115		181	477	3,200					
SDC	432	388	20		58	354	921					
TCA	527	562	54		39	434	791					
YUM	1,235	697	17		483	736	2,308					
<b>USBP Total</b>	<b>4,753</b>	<b>4,594</b>	<b>266</b>		<b>1,115</b>	<b>3,370</b>	<b>12,665</b>					

**(b)(7)(E)**

Field Office	OFO Encounters (Previous Day)						Time in Custody					
	Total	21-Day Average	UAC	AM (OFO only)	FMUA	SA	Total	% Capacity	Average TIC (HRS)	> 72 hours	72-120 hours	> 120 hours
EL PASO	14	25	0	0	2	12	2					
LAREDO	46	88	0	1	4	41	11					
SAN DIEGO	71	87	2	2	18	49	141					
TUCSON	9	18	0	0	0	9	6					
<b>OFO Total</b>	<b>140</b>	<b>219</b>	<b>2</b>	<b>3</b>	<b>24</b>	<b>111</b>	<b>160</b>					
<b>CBP Total</b>	<b>4,893</b>	<b>4,812</b>	<b>268</b>	<b>3</b>	<b>1,139</b>	<b>3,481</b>	<b>12,825</b>					

**(b)(7)(E)**

Message

From: (b)(6), (b)(7)(C)  
Sent: 12/16/2021 10:58:29 AM  
To:

(b)(6), (b)(7)(C)

(b)(6), (b)(7)(C) DistroList-CBP MCAT  
Team (b)(7)(E)

(b)(7)(E) CBP HQ EOC  
(b)(7)(E) CBPSTATS-Team

(b)(6), (b)(7)(C), (b)(7)(E)

(b)(6), (b)(7)(C) FALK, SCOTT K (OCC)

(b)(6), (b)(7)(C) (OCC)

(b)(6), (b)(7)(C) (OCC)

(b)(6), (b)(7)(C)

(OCC) (b)(6), (b)(7)(C) HIGHSMITH,

ANNMARIE (EAC OT) (b)(6), (b)(7)(C)

(b)(6), (b)(7)(C) (OCC) (b)(6), (b)(7)(C)

(b)(6), (b)(7)(C) SEAR Reporting (b)(7)(E)

(b)(6), (b)(7)(C), (b)(7)(E)

CC: DHS.JIAG (b)(6)

(b)(6), (b)(7)(C)

**(b)(6), (b)(7)(C)**

**Subject:** CBP MCAT Daily Report – Updated Version\_2021-12-16-05-57-04  
**Attachments:** CBP MCAT Daily Report – Updated Version\_2021-12-16-05-57-04.pdf

Hello,

This report replaces the previous version of the report and has been updated w/T42 expulsions.

Please contact the CBP STAT Division with any questions. Below is the email address:

(b)(7)(E)

If you want the version of the MCAT morning report using the previous logic contact: (b)(7)(E)

(b)(7)(E)



# U.S. Customs and Border Protection Migration Crisis Action Team

December 16, 2021

~~WARNING: This document is designated UNCLASSIFIED//LAW ENFORCEMENT SENSITIVE (U//LES). It may contain information that is exempt from public release under the Freedom of Information Act (5USC552). This document is to be controlled, handled, transmitted, distributed, and disposed of in accordance with DHS policy relating to FOUO information, and is not to be released to the public or to personnel who do not have a valid need to know without prior approval from CBP.~~



Homeland  
Security



UNCLASSIFIED//~~FOR OFFICIAL USE ONLY~~//LAW ENFORCEMENT SENSITIVE

**U.S. Customs and Border Protection - Southwest Border**  
**Office of Field Operations / U.S. Border Patrol**  
**Migration Crisis Action Team**



Data is through: 12/15/2021

Preliminary Data and Subject to Change

Report Run Date: 12/16/2021 5:57:55 AM

Total	Demographic	Encounters (Previous Day)	Title 42	T8 Apprehensions/ Inadmissibles	21-Day Average (Encounters)	Currently in Custody	Average TIC (HRS)	CBP Processed Complete	UC Transfers/ TOT ERO (Previous Day)	All Other TOT's/ REPATS (Previous Day)	USBP NTA (OR) Released (Previous Day)
CBP Southwest Border	UC	415	0	415	473	849	31	332	344	24	0
	AM (OFO only)	7	3	4	11	1	22	0	0	15	NA
	FMUA	1,407	137	1,270	1,683	4,747	63	894	343	2	273
	Single Adults	3,699	2,179	1,520	4,012	8,968	98	2,232	581	327	863
	<b>Total Apps</b>	<b>5,528</b>	<b>2,319</b>	<b>3,209</b>	<b>6,179</b>	<b>14,565</b>	<b>83</b>	<b>3,458</b>	<b>1,268</b>	<b>368</b>	<b>1,136</b>

Total	Demographic	Encounters (Previous Day)	Title 42	T8 Apprehensions	21-Day Average (Encounters)	Currently in Custody	Average TIC (HRS)	USBP Processed Complete	UC Transfers/ TOT ERO (Previous Day)	All Other TOT's/ REPATS (Previous Day)	USBP NTA (OR) Released (Previous Day)
USBP Southwest Border	UC	407	0	407	467	842	31	332	341	0	0
	FMUA	1,351	137	1,214	1,613	4,692	63	894	307	0	273
	Single Adults	3,520	2,122	1,398	3,817	8,767	99	2,232	548	0	863
	<b>Total Apps</b>	<b>5,278</b>	<b>2,259</b>	<b>3,019</b>	<b>5,898</b>	<b>14,301</b>	<b>83</b>	<b>3,458</b>	<b>1,196</b>	<b>0</b>	<b>1,136</b>

Total	Demographic	Encounters (Previous Day)	Title 42	T8 Inadmissibles	21-Day Average (Encounters)	Currently in Custody	Average TIC (HRS)	OFO Processed Complete	TOT ERO (Previous Day)	All Other TOT's/ REPATS (Previous Day)	N/A
OFO Southwest Border	UAC	8	0	8	6	7	20	0	3	24	
	AM	7	3	4	11	1	22	0	0	15	
	FMUA	56	0	56	70	55	29	0	36	2	
	Single Adults	179	57	122	195	201	75	0	33	327	
	<b>Total Subjects</b>	<b>250</b>	<b>60</b>	<b>190</b>	<b>281</b>	<b>264</b>	<b>64</b>	<b>0</b>	<b>72</b>	<b>368</b>	

Preliminary Data and Subject to Change  
 UNCLASSIFIED//~~FOR OFFICIAL USE ONLY~~//LAW ENFORCEMENT SENSITIVE



U.S. Customs and Border Protection - Southwest Border  
Migration Crisis Action Team  
December 16, 2021



Preliminary Data and Subject to Change

Sector	Capacity	Covid Capacity	In Custody	% Capacity
BBT	<b>(b)(7)(E)</b>	<b>(b)(7)(E)</b>	32	<b>(b)(7)(E)</b>
DRT			1,294	
ELC			491	
EPT			2,433	
LRT			781	
RGV			4,406	
SDC			1,248	
TCA			436	
YUM			3,181	
Total			14,301	

Field Office	Capacity	Covid Capacity	In Custody	% Capacity
EL PASO	<b>(b)(7)(E)</b>	<b>(b)(7)(E)</b>	2	<b>(b)(7)(E)</b>
LAREDO			1	
SAN DIEGO			269	
TUCSON			2	
Total			264	

Port of Entry	Capacity	Covid Capacity	In Custody	% Capacity
CALEXICO, CA (2503/2507)	<b>(b)(7)(E)</b>	<b>(b)(7)(E)</b>	<b>(b)(7)(E)</b>	<b>(b)(7)(E)</b>
EL PASO, TX (2402)				
NOGALES, AZ (2604)				
OTAY MESA (2506)				
ROMA, TX (2310)				
SAN LUIS, AZ (2608)				
SAN YSIDRO (2504)				

Central Processing	Capacity	Covid Capacity	In Custody	% Capacity
TCA/TCC	<b>(b)(7)(E)</b>	<b>(b)(7)(E)</b>	132	<b>(b)(7)(E)</b>

\*RGV sector capacity and in-custody numbers include the CPC figures  
\*\*Tucson sector capacity and in-custody numbers include the TCC figures

Soft Sided Facility	Capacity	Covid Capacity	In Custody	% Capacity
DRT/SSF	<b>(b)(7)(E)</b>	<b>(b)(7)(E)</b>	589	<b>(b)(7)(E)</b>
LRT/LPC			504	
RGV/DNT			2,009	
TCA/TSS			48	
YUM/YSS			2,343	

Modulars	Capacity	Covid Capacity	In Custody	% Capacity
EPT/MCPC	<b>(b)(7)(E)</b>	<b>(b)(7)(E)</b>	2,327	<b>(b)(7)(E)</b>

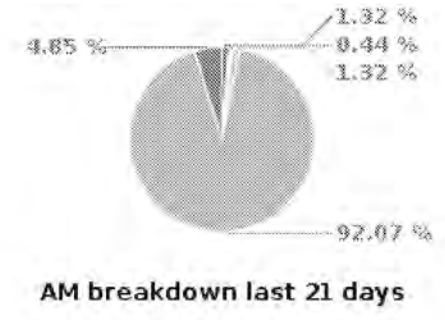
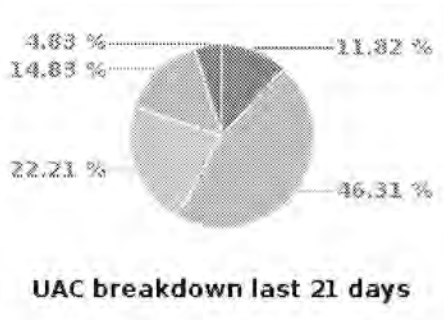
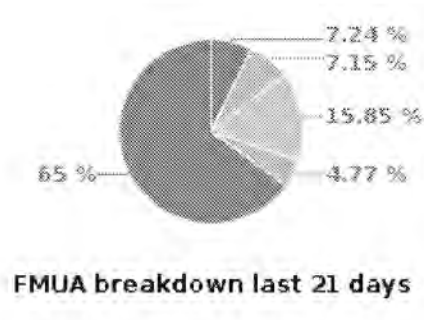
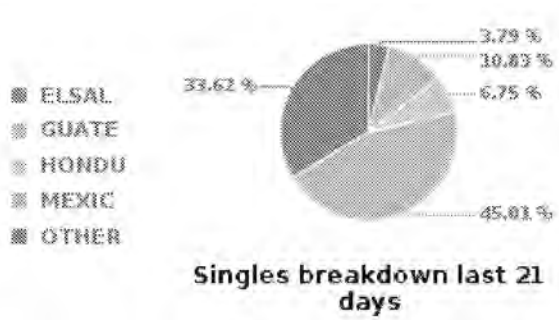
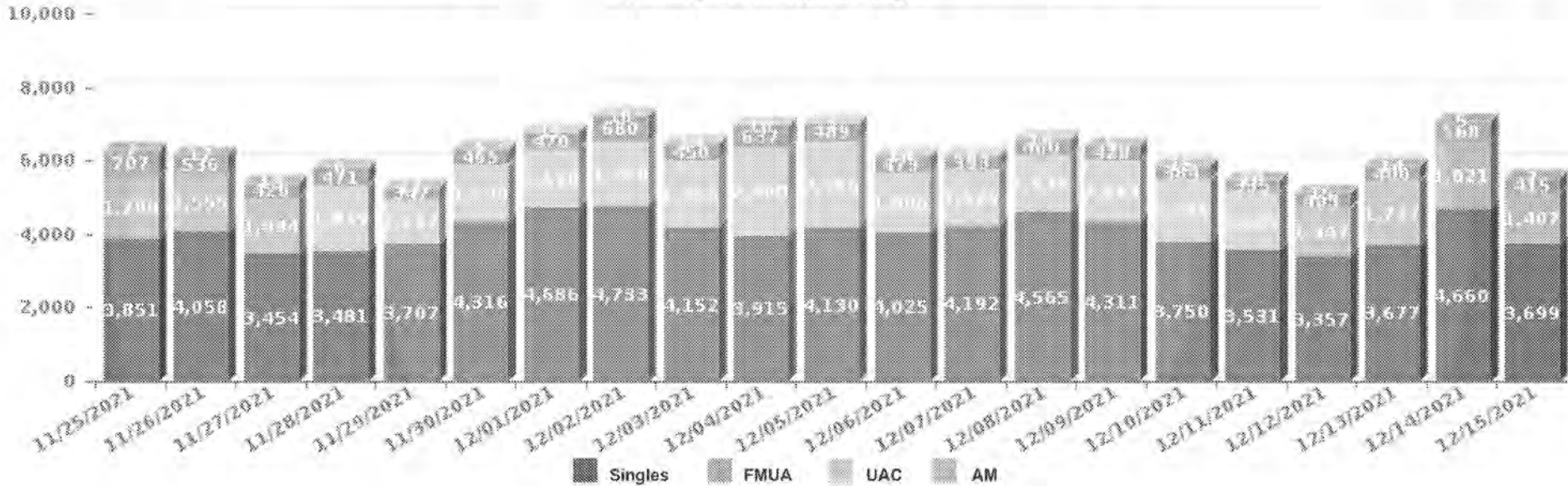
All Soft Sided/Modulars facilities are also reflected within their Sector capacity above

Preliminary Data and Subject to Change



UNCLASSIFIED//FOR OFFICIAL USE ONLY//LAW ENFORCEMENT SENSITIVE

**U.S. Customs and Border Protection - Southwest Border**  
**Office of Field Operations / U.S. Border Patrol**  
**Migration Crisis Action Team**  
**Total CBP Southwest Border Encounters (UAC/AM/FMUA/Singles)**  
 Preliminary Data and Subject to Change



Preliminary Data and Subject to Change  
 UNCLASSIFIED//FOR OFFICIAL USE ONLY//LAW ENFORCEMENT SENSITIVE



U.S. Customs and Border Protection - Southwest Border  
 Office of Field Operations / U.S. Border Patrol  
 Migration Crisis Action Team  
 Time in Custody over 72 hours



	UAC			UAC			UAC		
	OFO			USBP			CBP		
	In Custody > 72 hrs	In Custody > 120 hrs	In Custody > 240 hrs	In Custody > 72 hrs	In Custody > 120 hrs	In Custody > 240 hrs	In Custody > 72 hrs	In Custody > 120 hrs	In Custody > 240 hrs
12/10/21	<b>(b)(7)(E)</b>								
12/11/21									
12/12/21									
12/13/21									
12/14/21									
12/15/21									
12/16/21									
Total									

	FMUA			FMUA			FMUA		
	OFO			USBP			CBP		
	In Custody > 72 hrs	In Custody > 120 hrs	In Custody > 240 hrs	In Custody > 72 hrs	In Custody > 120 hrs	In Custody > 240 hrs	In Custody > 72 hrs	In Custody > 120 hrs	In Custody > 240 hrs
12/10/21	<b>(b)(7)(E)</b>								
12/11/21									
12/12/21									
12/13/21									
12/14/21									
12/15/21									
12/16/21									
Total									

	SINGLE ADULTS			SINGLE ADULTS			SINGLE ADULTS		
	OFO			USBP			CBP		
	In Custody > 72 hrs	In Custody > 120 hrs	In Custody > 240 hrs	In Custody > 72 hrs	In Custody > 120 hrs	In Custody > 240 hrs	In Custody > 72 hrs	In Custody > 120 hrs	In Custody > 240 hrs
12/10/21	<b>(b)(7)(E)</b>								
12/11/21									
12/12/21									
12/13/21									
12/14/21									
12/15/21									
12/16/21									
Total									

	AM			AM		
	OFO			CBP		
	In Custody > 72 hrs	In Custody > 120 hrs	In Custody > 240 hrs	In Custody > 72 hrs	In Custody > 120 hrs	In Custody > 240 hrs
12/10/21	<b>(b)(7)(E)</b>					
12/11/21						
12/12/21						
12/13/21						
12/14/21						
12/15/21						
12/16/21						
Total						



U.S. Customs and Border Protection - Southwest Border  
Office of Field Operations / U.S. Border Patrol  
Migration Crisis Action Team  
Time in Custody by Sector/Field Office



Sector	USBP Encounters (Previous Day)						Time in Custody					
	Total	21-Day Average	UAC	AM (OFO only)	FMUA	SA	Total	% Capacity	Average TIC (HRS)	> 72 hours	72-120 hours	> 120 hours
BBT	98	122	2		10	85	32					
DRT	862	1,041	19		247	596	1,294					
ELC	127	142	2		24	101	491					
EPT	601	617	82		119	600	2,433					
LRT	244	267	17		17	210	751					
RGV	1,424	1,636	213		421	790	4,406					
SDC	364	476	14		88	282	1,248					
TCA	623	710	31		17	576	436					
YUM	735	896	27		428	260	3,181					
<b>USBP Total</b>	<b>5,278</b>	<b>5,898</b>	<b>407</b>		<b>1,351</b>	<b>3,520</b>	<b>14,301</b>					

**(b)(7)(E)**

Field Office	OFO Encounters (Previous Day)						Time in Custody					
	Total	21-Day Average	UAC	AM (OFO only)	FMUA	SA	Total	% Capacity	Average TIC (HRS)	> 72 hours	72-120 hours	> 120 hours
EL PASO	19	24	2	2	0	15	2					
LAREDO	57	73	0	3	12	42	1					
SAN DIEGO	157	164	4	2	40	111	259					
TUCSON	17	20	2	0	4	11	2					
<b>OFO Total</b>	<b>250</b>	<b>281</b>	<b>8</b>	<b>7</b>	<b>56</b>	<b>179</b>	<b>264</b>					
<b>CBP Total</b>	<b>5,528</b>	<b>6,179</b>	<b>415</b>	<b>7</b>	<b>1,407</b>	<b>3,699</b>	<b>14,565</b>					

**(b)(7)(E)**

Message

From: (b)(6), (b)(7)(C)  
Sent: 12/17/2021 10:58:40 AM  
To: (b)(6), (b)(7)(C)  
(b)(6), (b)(7)(C) DistroList-CBP MCAT  
Team (b)(7)(E) CBP HQ EOC  
(b)(7)(E) CBPSTATS-Team  
(b)(6), (b)(7)(C), (b)(7)(E)  
(b)(6), (b)(7)(C) FALK, SCOTT K (OCC)  
(b)(6), (b)(7)(C) (OCC)  
(b)(6), (b)(7)(C) (OCC)  
(b)(6), (b)(7)(C)  
(OCC) (b)(6), (b)(7)(C)  
(b)(6), (b)(7)(C) HIGHSMITH,  
ANNMARIE (EAC OT) (b)(6), (b)(7)(C)  
(b)(6), (b)(7)(C)  
(b)(6), (b)(7)(C) (OCC) (b)(6), (b)(7)(C)  
(b)(6), (b)(7)(C)  
(b)(6), (b)(7)(C) SEAR Reporting (b)(7)(E)

**(b)(6), (b)(7)(C), (b)(7)(E)**

CC: DHS.JIAG (b)(6)

**(b)(6), (b)(7)(C)**

**(b)(6), (b)(7)(C)**

**Subject:** CBP MCAT Daily Report – Updated Version\_2021-12-17-05-57-06  
**Attachments:** CBP MCAT Daily Report – Updated Version\_2021-12-17-05-57-06.pdf

Hello,

This report replaces the previous version of the report and has been updated w/T42 expulsions.



Please contact the CBP STAT Division with any questions. Below is the email address:

(b)(7)(E)

If you want the version of the MCAT morning report using the previous logic contact: (b)(7)(E)

(b)(7)(E)

# U.S. Customs and Border Protection Migration Crisis Action Team

December 17, 2021

~~WARNING: This document is designated UNCLASSIFIED//LAW ENFORCEMENT SENSITIVE (U//LES). It may contain information that is exempt from public release under the Freedom of Information Act (5USC552). This document is to be controlled, handled, transmitted, distributed, and disposed of in accordance with DHS policy relating to FOUO information, and is not to be released to the public or to personnel who do not have a valid need to know without prior approval from CBP.~~



Homeland  
Security



UNCLASSIFIED//~~FOR OFFICIAL USE ONLY~~//LAW ENFORCEMENT SENSITIVE

**U.S. Customs and Border Protection - Southwest Border**  
**Office of Field Operations / U.S. Border Patrol**  
**Migration Crisis Action Team**



Data is through: 12/16/2021

Preliminary Data and Subject to Change

Report Run Date: 12/17/2021 5:57:48 AM

Total	Demographic	Encounters (Previous Day)	Title 42	T8 Apprehensions/ Inadmissibles	21-Day Average (Encounters)	Currently in Custody	Average TIC (HRS)	CBP Processed Complete	UC Transfers/ TOT ERO (Previous Day)	All Other TOT's/ REPATS (Previous Day)	USBP NTA (OR) Released (Previous Day)
CBP Southwest Border	UC	470	0	470	462	816	30	343	384	23	0
	AM (OFO only)	10	8	2	11	4	24	0	0	21	NA
	FMUA	1,520	128	1,392	1,685	5,069	65	1,058	151	0	203
	Single Adults	3,764	2,265	1,499	4,041	8,936	99	2,177	515	362	879
	<b>Total Apps</b>	<b>5,764</b>	<b>2,401</b>	<b>3,363</b>	<b>6,198</b>	<b>14,825</b>	<b>83</b>	<b>3,578</b>	<b>1,050</b>	<b>406</b>	<b>1,082</b>

Total	Demographic	Encounters (Previous Day)	Title 42	T8 Apprehensions	21-Day Average (Encounters)	Currently in Custody	Average TIC (HRS)	USBP Processed Complete	UC Transfers/ TOT ERO (Previous Day)	All Other TOT's/ REPATS (Previous Day)	USBP NTA (OR) Released (Previous Day)
USBP Southwest Border	UC	459	0	459	456	807	30	343	380	0	0
	FMUA	1,500	128	1,372	1,616	5,013	65	1,058	123	0	203
	Single Adults	3,582	2,191	1,391	3,846	8,667	100	2,148	506	0	879
	<b>Total Apps</b>	<b>5,541</b>	<b>2,319</b>	<b>3,222</b>	<b>5,918</b>	<b>14,487</b>	<b>84</b>	<b>3,549</b>	<b>1,009</b>	<b>0</b>	<b>1,082</b>

Total	Demographic	Encounters (Previous Day)	Title 42	T8 Inadmissibles	21-Day Average (Encounters)	Currently in Custody	Average TIC (HRS)	OFO Processed Complete	TOT ERO (Previous Day)	All Other TOT's/ REPATS (Previous Day)	N/A
OFO Southwest Border	UAC	11	0	11	6	9	20	0	4	23	
	AM	10	8	2	11	4	24	0	0	21	
	FMUA	20	0	20	69	56	41	0	28	0	
	Single Adults	182	74	108	194	269	77	29	9	362	
	<b>Total Subjects</b>	<b>223</b>	<b>82</b>	<b>141</b>	<b>281</b>	<b>338</b>	<b>69</b>	<b>29</b>	<b>41</b>	<b>406</b>	

Preliminary Data and Subject to Change  
 UNCLASSIFIED//~~FOR OFFICIAL USE ONLY~~//LAW ENFORCEMENT SENSITIVE



U.S. Customs and Border Protection - Southwest Border  
Migration Crisis Action Team  
December 17, 2021



Preliminary Data and Subject to Change

Sector	Capacity	Covid Capacity	In Custody	% Capacity
BBT	<b>(b)(7)(E)</b>	<b>(b)(7)(E)</b>	52	<b>(b)(7)(E)</b>
DRT			1,670	
ELC			390	
EPT			2,263	
LRT			894	
RGV			4,169	
SDC			1,387	
TCA			420	
YUM			3,242	
Total			14,487	

Field Office	Capacity	Covid Capacity	In Custody	% Capacity
EL PASO	<b>(b)(7)(E)</b>	<b>(b)(7)(E)</b>	6	<b>(b)(7)(E)</b>
LAREDO			10	
SAN DIEGO			321	
TUCSON			1	
Total			338	

Port of Entry	Capacity	Covid Capacity	In Custody	% Capacity
BROWNSVILLE, TX (2301)	<b>(b)(7)(E)</b>	<b>(b)(7)(E)</b>	<b>(b)(7)(E)</b>	<b>(b)(7)(E)</b>
CALEXICO, CA (2503/2507)				
EL PASO, TX (2402)				
HIDALGO, TX (2305)				
LAREDO, TX (2304)				
NOGALES, AZ (2604)				
OTAY MESA (2506)				
SAN YSIDRO (2504)				

Central Processing	Capacity	Covid Capacity	In Custody	% Capacity
TCA/TCC	<b>(b)(7)(E)</b>	<b>(b)(7)(E)</b>	167	<b>(b)(7)(E)</b>

\*RGV sector capacity and in-custody numbers include the CPC figures  
\*\*Tucson sector capacity and in-custody numbers include the TCC figures

Soft Sided Facility	Capacity	Covid Capacity	In Custody	% Capacity
DRT/SSF	<b>(b)(7)(E)</b>	<b>(b)(7)(E)</b>	767	<b>(b)(7)(E)</b>
LRT/LPC			714	
RGV/DNT			1,814	
TCA/TSS			47	
YUM/YSS			2,463	

Modulars	Capacity	Covid Capacity	In Custody	% Capacity
EPT/MCPC	<b>(b)(7)(E)</b>	<b>(b)(7)(E)</b>	2,171	<b>(b)(7)(E)</b>

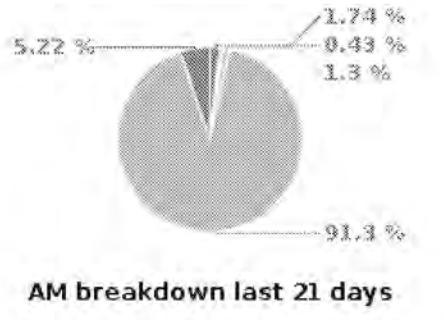
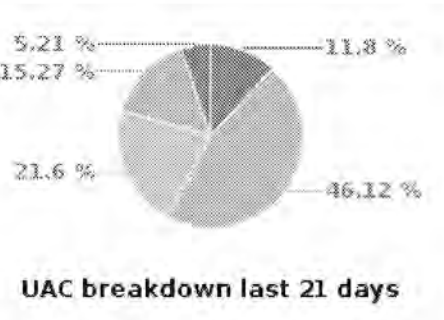
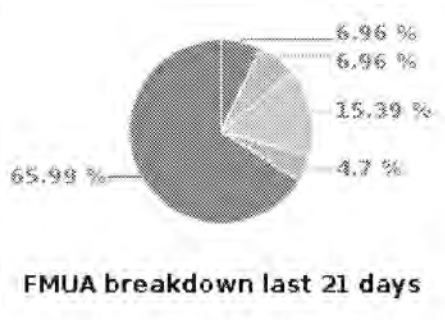
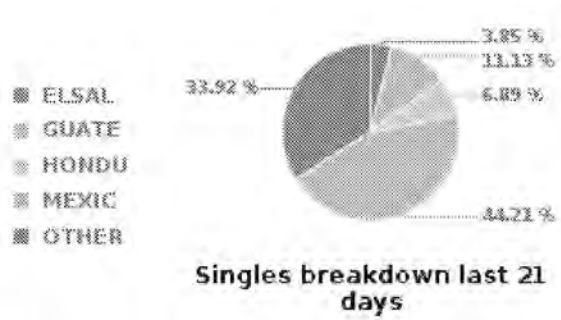
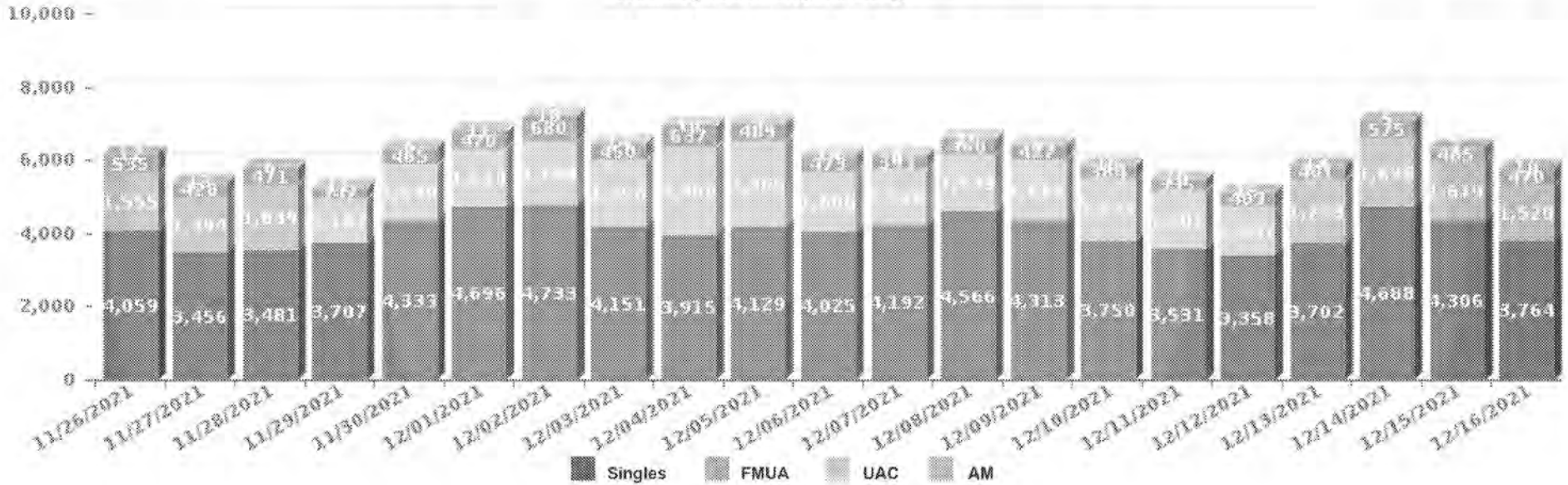
All Soft Sided/Modulars facilities are also reflected within their Sector capacity above

Preliminary Data and Subject to Change



UNCLASSIFIED//FOR OFFICIAL USE ONLY//LAW ENFORCEMENT SENSITIVE

**U.S. Customs and Border Protection - Southwest Border**  
**Office of Field Operations / U.S. Border Patrol**  
**Migration Crisis Action Team**  
**Total CBP Southwest Border Encounters (UAC/AM/FMUA/Singles)**  
 Preliminary Data and Subject to Change



Preliminary Data and Subject to Change  
 UNCLASSIFIED//FOR OFFICIAL USE ONLY//LAW ENFORCEMENT SENSITIVE



U.S. Customs and Border Protection - Southwest Border  
 Office of Field Operations / U.S. Border Patrol  
 Migration Crisis Action Team  
 Time in Custody over 72 hours



	UAC			UAC			UAC		
	OFO			USBP			CBP		
	In Custody > 72 hrs	In Custody > 120 hrs	In Custody > 240 hrs	In Custody > 72 hrs	In Custody > 120 hrs	In Custody > 240 hrs	In Custody > 72 hrs	In Custody > 120 hrs	In Custody > 240 hrs
12/11/21	<b>(b)(7)(E)</b>								
12/12/21									
12/13/21									
12/14/21									
12/15/21									
12/16/21									
12/17/21									
Total									

	FMUA			FMUA			FMUA		
	OFO			USBP			CBP		
	In Custody > 72 hrs	In Custody > 120 hrs	In Custody > 240 hrs	In Custody > 72 hrs	In Custody > 120 hrs	In Custody > 240 hrs	In Custody > 72 hrs	In Custody > 120 hrs	In Custody > 240 hrs
12/11/21	<b>(b)(7)(E)</b>								
12/12/21									
12/13/21									
12/14/21									
12/15/21									
12/16/21									
12/17/21									
Total									

	SINGLE ADULTS			SINGLE ADULTS			SINGLE ADULTS		
	OFO			USBP			CBP		
	In Custody > 72 hrs	In Custody > 120 hrs	In Custody > 240 hrs	In Custody > 72 hrs	In Custody > 120 hrs	In Custody > 240 hrs	In Custody > 72 hrs	In Custody > 120 hrs	In Custody > 240 hrs
12/11/21	<b>(b)(7)(E)</b>								
12/12/21									
12/13/21									
12/14/21									
12/15/21									
12/16/21									
12/17/21									
Total									

	AM			AM		
	OFO			CBP		
	In Custody > 72 hrs	In Custody > 120 hrs	In Custody > 240 hrs	In Custody > 72 hrs	In Custody > 120 hrs	In Custody > 240 hrs
12/11/21	<b>(b)(7)(E)</b>					
12/12/21						
12/13/21						
12/14/21						
12/15/21						
12/16/21						
12/17/21						
Total						



U.S. Customs and Border Protection - Southwest Border  
 Office of Field Operations / U.S. Border Patrol  
 Migration Crisis Action Team  
 Time in Custody by Sector/Field Office



Sector	USBP Encounters (Previous Day)						Time in Custody					
	Total	21-Day Average	UAC	AM (OFO only)	FMUA	SA	Total	% Capacity	Average TIC (HRS)	> 72 hours	72-120 hours	> 120 hours
BBT	125	124	3		9	113	52					
DRT	1,014	1,058	57		327	630	1,670					
ELC	109	138	5		8	96	390					
EPT	737	625	119		63	555	2,253					
LRT	241	272	15		8	218	894					
RGV	1,574	1,629	194		468	912	4,189					
SDC	401	456	19		37	295	1,357					
TCA	478	697	34		32	413	420					
YUM	861	908	13		498	350	3,242					
<b>USBP Total</b>	<b>5,541</b>	<b>5,918</b>	<b>459</b>		<b>1,500</b>	<b>3,582</b>	<b>14,487</b>					

**(b)(7)(E)**

Field Office	OFO Encounters (Previous Day)						Time in Custody					
	Total	21-Day Average	UAC	AM (OFO only)	FMUA	SA	Total	% Capacity	Average TIC (HRS)	> 72 hours	72-120 hours	> 120 hours
EL PASO	29	24	2	1	0	28	6					
LAREDO	83	73	1	8	2	72	10					
SAN DIEGO	93	153	8	1	16	68	321					
TUCSON	18	20	0	0	2	16	1					
<b>OFO Total</b>	<b>223</b>	<b>281</b>	<b>11</b>	<b>10</b>	<b>20</b>	<b>182</b>	<b>338</b>					
<b>CBP Total</b>	<b>5,764</b>	<b>6,198</b>	<b>470</b>	<b>10</b>	<b>1,520</b>	<b>3,764</b>	<b>14,825</b>					

**(b)(7)(E)**

Message

From: (b)(6), (b)(7)(C)

Sent: 5/6/2021 9:58:59 AM

To: (b)(6), (b)(7)(C)

(b)(6), (b)(7)(C) DistroList-CBP MCAT

(b)(7)(E) CBP HQ EOC

(b)(7)(E) CBPSTATS-Team

(b)(6), (b)(7)(C), (b)(7)(E)

(b)(6), (b)(7)(C) FALK, SCOTT K (OCC)

(b)(6), (b)(7)(C) (OCC)

(b)(6), (b)(7)(C) (OCC)

(b)(6), (b)(7)(C) (OCC)

(b)(6), (b)(7)(C) HIGHSMITH,

ANNMARIE (OCC) (b)(6), (b)(7)(C)

(b)(6), (b)(7)(C)

(b)(6), (b)(7)(C) (OCC) (b)(6), (b)(7)(C)

(b)(6), (b)(7)(C)

(b)(6), (b)(7)(C) SEAR Reporting

(b)(6), (b)(7)(C), (b)(7)(E)

CC: DHS.JIAG (b)(6)

(b)(6), (b)(7)(C)



**(b)(6), (b)(7)(C)**

**Subject:** CBP MCAT Daily Report – Updated Version\_2021-05-06-05-57-02  
**Attachments:** CBP MCAT Daily Report – Updated Version\_2021-05-06-05-57-02.pdf

Hello,

This report replaces the previous version of the report and has been updated w/T42 expulsions.

Please contact the CBP STAT Division with any questions. Below is the email address:

(b)(7)(E)

If you want the version of the MCAT morning report using the previous logic contact: (b)(7)(E)

(b)(7)(E)

# U.S. Customs and Border Protection Migration Crisis Action Team

May 6, 2021

~~WARNING: This document is designated UNCLASSIFIED//LAW ENFORCEMENT SENSITIVE (U//LES). It may contain information that is exempt from public release under the Freedom of Information Act (5USC552). This document is to be controlled, handled, transmitted, distributed, and disposed of in accordance with DHS policy relating to FOUO information, and is not to be released to the public or to personnel who do not have a valid need to know without prior approval from CBP.~~



Homeland  
Security



UNCLASSIFIED//~~FOR OFFICIAL USE ONLY~~//LAW ENFORCEMENT SENSITIVE

**U.S. Customs and Border Protection - Southwest Border  
Office of Field Operations / U.S. Border Patrol  
Migration Crisis Action Team**



Data is through: 5/5/2021

Preliminary Data and Subject to Change

Report Run Date: 5/6/2021 5:58:18 AM

Total	Demographic	Encounters (Previous Day)	Title 42	T8 Apprehensions/ Inadmissibles	21-Day Average (Encounters)	Currently in Custody	Average TIC (HRS)	CBP Processed Complete	UAC Transfers/ TOT ERO (Previous Day)	All Other TOT's/ REPATS (Previous Day)	USBP NTA (OR) Released (Previous Day)
CBP Southwest Border	UAC	484	0	484	530	753	26	450	427	20	0
	AM (OFO only)	5	5	0	4	4	64	0	0	11	NA
	FMUA	1,398	153	1,245	1,555	2,450	45	761	537	2	697
	Single Adults	4,043	3,217	826	3,903	3,525	99	1,635	412	401	64
	<b>Total Apps</b>	<b>5,930</b>	<b>3,375</b>	<b>2,555</b>	<b>5,992</b>	<b>6,732</b>	<b>69</b>	<b>2,846</b>	<b>1,376</b>	<b>434</b>	<b>761</b>

Total	Demographic	Encounters (Previous Day)	Title 42	T8 Apprehensions	21-Day Average (Encounters)	Currently in Custody	Average TIC (HRS)	USBP Processed Complete	Transfers (Previous Day)	All Other TOT's/ REPATS (Previous Day)	USBP NTA (OR) Released (Previous Day)
USBP Southwest Border	UAC	480	0	480	522	746	26	450	426	0	0
	FMUA	1,290	153	1,137	1,472	2,278	42	761	473	0	697
	Single Adults	3,936	3,158	778	3,797	3,463	99	1,633	373	0	64
	<b>Total Apps</b>	<b>5,706</b>	<b>3,311</b>	<b>2,395</b>	<b>5,792</b>	<b>6,487</b>	<b>69</b>	<b>2,844</b>	<b>1,272</b>	<b>0</b>	<b>761</b>

Total	Demographic	Encounters (Previous Day)	Title 42	T8 Inadmissibles	21-Day Average (Encounters)	Currently in Custody	Average TIC (HRS)	OFO Processed Complete	TOT ERO (Previous Day)	All Other TOT's/ REPATS (Previous Day)	N/A
OFO Southwest Border	UAC	4	0	4	8	7	14	0	1	20	
	AM	5	5	0	4	4	64	0	0	11	
	FMUA	108	0	108	83	172	69	0	64	2	
	Single Adults	107	59	48	106	62	57	2	39	401	
	<b>Total Subjects</b>	<b>224</b>	<b>64</b>	<b>160</b>	<b>201</b>	<b>245</b>	<b>65</b>	<b>2</b>	<b>104</b>	<b>434</b>	

Preliminary Data and Subject to Change  
UNCLASSIFIED//~~FOR OFFICIAL USE ONLY~~//LAW ENFORCEMENT SENSITIVE



U.S. Customs and Border Protection - Southwest Border  
Migration Crisis Action Team  
May 6, 2021



Preliminary Data and Subject to Change

Sector	Capacity	In Custody	% Capacity
BBT	(b)(7)(E)	29	(b)(7)(E)
DRT		1,127	
ELC		504	
EPT		655	
LRT		647	
RGV		1,352	
SDC		865	
TCA		374	
YUM		934	
Total		6,487	

Field Office	Capacity	In Custody	% Capacity
EL PASO	(b)(7)(E)	1	(b)(7)(E)
LAREDO		3	
SAN DIEGO		239	
TUCSON		2	
Total		245	

Port of Entry	Capacity	In Custody	% Capacity
CALEXICO, CA (2503/2507)	(b)(7)(E)		
EL PASO, TX (2402)			
HIDALGO, TX (2305)			
LAREDO, TX (2304)			
NOGALES, AZ (2604)			
SAN YSIDRO (2504)			
TECATE, CA (2505)			

Central Processing	Capacity	In Custody	% Capacity
TCA/TCC	(b)(7)(E)	139	(b)(7)(E)

\*RGV sector capacity and in-custody numbers include the CPC figures  
\*\*Tucson sector capacity and in-custody numbers include the TCC figures

Soft Sided Facility	Capacity	In Custody	% Capacity
DRT/SSF	(b)(7)(E)	311	(b)(7)(E)
RGV/DNT		811	
TCA/TSS		93	
YUM/TPC		29	
YUM/YSS		292	

Modulars	Capacity	In Custody	% Capacity
EPT/MCPC	(b)(7)(E)	566	(b)(7)(E)

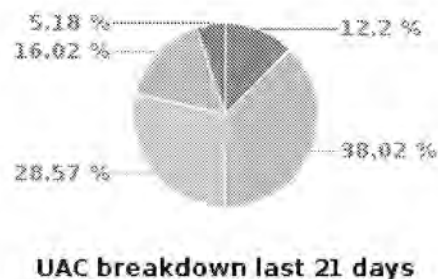
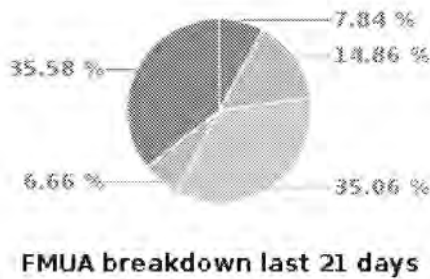
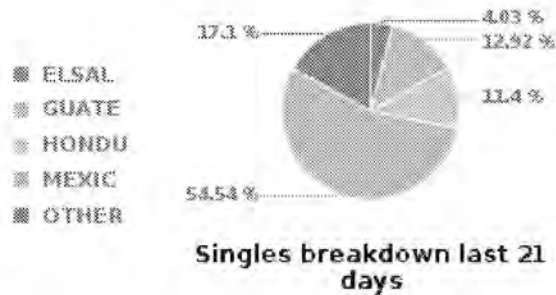
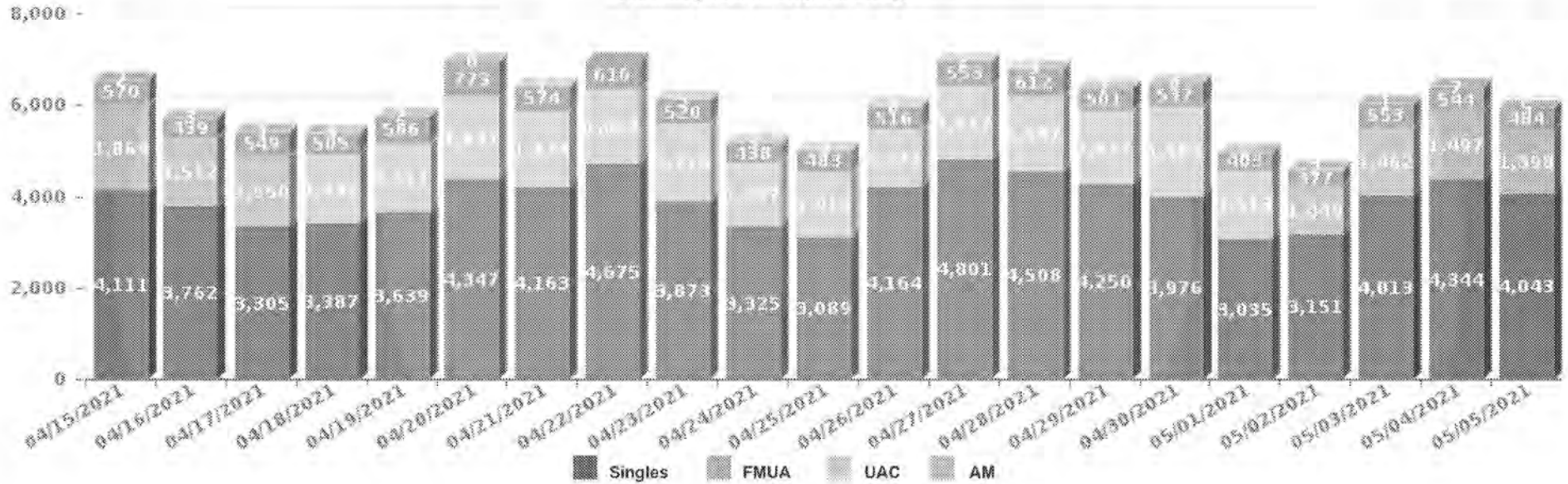
All Soft Sided/Modulars facilities are also reflected within their Sector capacity above

Preliminary Data and Subject to Change



UNCLASSIFIED//FOR OFFICIAL USE ONLY//LAW ENFORCEMENT SENSITIVE

**U.S. Customs and Border Protection - Southwest Border**  
**Office of Field Operations / U.S. Border Patrol**  
**Migration Crisis Action Team**  
**Total CBP Southwest Border Encounters (UAC/AM/FMUA/Singles)**  
 Preliminary Data and Subject to Change



Preliminary Data and Subject to Change  
 UNCLASSIFIED//FOR OFFICIAL USE ONLY//LAW ENFORCEMENT SENSITIVE



U.S. Customs and Border Protection - Southwest Border  
 Office of Field Operations / U.S. Border Patrol  
 Migration Crisis Action Team  
 Time in Custody over 72 hours



	UAC			UAC			UAC		
	OFO			USBP			CBP		
	In Custody > 72 hrs	In Custody > 120 hrs	In Custody > 240 hrs	In Custody > 72 hrs	In Custody > 120 hrs	In Custody > 240 hrs	In Custody > 72 hrs	In Custody > 120 hrs	In Custody > 240 hrs
4/30/21	<b>(b)(7)(E)</b>								
5/1/21									
5/2/21									
5/3/21									
5/4/21									
5/5/21									
5/6/21									
Total									

	FMUA			FMUA			FMUA		
	OFO			USBP			CBP		
	In Custody > 72 hrs	In Custody > 120 hrs	In Custody > 240 hrs	In Custody > 72 hrs	In Custody > 120 hrs	In Custody > 240 hrs	In Custody > 72 hrs	In Custody > 120 hrs	In Custody > 240 hrs
4/30/21	<b>(b)(7)(E)</b>								
5/1/21									
5/2/21									
5/3/21									
5/4/21									
5/5/21									
5/6/21									
Total									

	SINGLE ADULTS			SINGLE ADULTS			SINGLE ADULTS		
	OFO			USBP			CBP		
	In Custody > 72 hrs	In Custody > 120 hrs	In Custody > 240 hrs	In Custody > 72 hrs	In Custody > 120 hrs	In Custody > 240 hrs	In Custody > 72 hrs	In Custody > 120 hrs	In Custody > 240 hrs
4/30/21	<b>(b)(7)(E)</b>								
5/1/21									
5/2/21									
5/3/21									
5/4/21									
5/5/21									
5/6/21									
Total									

	AM			AM		
	OFO			CBP		
	In Custody > 72 hrs	In Custody > 120 hrs	In Custody > 240 hrs	In Custody > 72 hrs	In Custody > 120 hrs	In Custody > 240 hrs
4/30/21	<b>(b)(7)(E)</b>					
5/1/21						
5/2/21						
5/3/21						
5/4/21						
5/5/21						
5/6/21						
Total						



U.S. Customs and Border Protection - Southwest Border  
 Office of Field Operations / U.S. Border Patrol  
 Migration Crisis Action Team  
 Time in Custody by Sector/Field Office



Sector	USBP Encounters (Previous Day)						Time in Custody					
	Total	21-Day Average	UAC	AM (OFO only)	FMUA	SA	Total	% Capacity	Average TIC (HRS)	> 72 hours	72-120 hours	> 120 hours
BBT	131	152	2		4	125	29					
DRT	802	769	37		129	636	1,127					
ELC	250	259	8		89	185	504					
EPT	650	678	102		58	692	655					
LRT	471	384	23		3	445	647					
RGV	1,624	1,882	220		737	667	1,352					
SDC	551	519	22		88	451	855					
TCA	637	692	37		24	576	374					
YUM	380	476	31		190	159	934					
<b>USBP Total</b>	<b>5,706</b>	<b>5,792</b>	<b>480</b>		<b>1,290</b>	<b>3,936</b>	<b>6,487</b>					

**(b)(7)(E)**

Field Office	OFO Encounters (Previous Day)						Time in Custody					
	Total	21-Day Average	UAC	AM (OFO only)	FMUA	SA	Total	% Capacity	Average TIC (HRS)	> 72 hours	72-120 hours	> 120 hours
EL PASO	53	28	0	0	36	13	1					
LAREDO	45	37	0	0	17	28	3					
SAN DIEGO	111	116	4	0	48	59	239					
TUCSON	15	19	0	1	7	7	2					
<b>OFO Total</b>	<b>224</b>	<b>201</b>	<b>4</b>	<b>5</b>	<b>108</b>	<b>107</b>	<b>245</b>					
<b>CBP Total</b>	<b>5,930</b>	<b>5,992</b>	<b>484</b>	<b>5</b>	<b>1,398</b>	<b>4,043</b>	<b>6,732</b>					

**(b)(7)(E)**

Message

From: (b)(6), (b)(7)(C)  
Sent: 5/7/2021 10:05:08 AM  
To: (b)(6), (b)(7)(C)  
(b)(6), (b)(7)(C) DistroList-CBP MCAT  
Team (b)(6), (b)(7)(C), (b)(7)(E) CBP HQ EOC  
(b)(6), (b)(7)(C), (b)(7)(E) CBPSTATS-Team  
(b)(6), (b)(7)(C), (b)(7)(E)  
(b)(6), (b)(7)(C) FALK, SCOTT K (OCC)  
(b)(6), (b)(7)(C) (OCC)  
(b)(6), (b)(7)(C) (OCC)  
(b)(6), (b)(7)(C) (OCC)  
(b)(6), (b)(7)(C) HIGHSMITH,  
ANNMARIE (OCC) (b)(6), (b)(7)(C)  
(b)(6), (b)(7)(C)  
(b)(6), (b)(7)(C) (OCC) (b)(6), (b)(7)(C)  
(b)(6), (b)(7)(C)  
(b)(6), (b)(7)(C) SEAR Reporting  
(b)(6), (b)(7)(C), (b)(7)(E)

CC: DHS.JIAG (b)(6)  
(b)(6), (b)(7)(C)



**(b)(6), (b)(7)(C)**

**Subject:** CBP MCAT Daily Report – Updated Version\_2021-05-07-05-57-28  
**Attachments:** CBP MCAT Daily Report – Updated Version\_2021-05-07-05-57-28.pdf

Hello,

This report replaces the previous version of the report and has been updated w/T42 expulsions.

Please contact the CBP STAT Division with any questions. Below is the email address:

(b)(7)(E)

If you want the version of the MCAT morning report using the previous logic contact: (b)(7)(E)

(b)(7)(E)

# U.S. Customs and Border Protection Migration Crisis Action Team

May 7, 2021

~~WARNING: This document is designated UNCLASSIFIED//LAW ENFORCEMENT SENSITIVE (U//LES). It may contain information that is exempt from public release under the Freedom of Information Act (5USC552). This document is to be controlled, handled, transmitted, distributed, and disposed of in accordance with DHS policy relating to FOUO information, and is not to be released to the public or to personnel who do not have a valid need to know without prior approval from CBP.~~



Homeland  
Security



UNCLASSIFIED//FOR OFFICIAL USE ONLY//LAW ENFORCEMENT SENSITIVE

**U.S. Customs and Border Protection - Southwest Border**  
**Office of Field Operations / U.S. Border Patrol**  
**Migration Crisis Action Team**



Data is through: 5/6/2021

Preliminary Data and Subject to Change

Report Run Date: 5/7/2021 5:58:35 AM

Total	Demographic	Encounters (Previous Day)	Title 42	T8 Apprehensions/ Inadmissibles	21-Day Average (Encounters)	Currently in Custody	Average TIC (HRS)	CBP Processed Complete	UAC Transfers/ TOT ERO (Previous Day)	All Other TOT's/ REPATS (Previous Day)	USBP NTA (OR) Released (Previous Day)
CBP Southwest Border	UAC	442	3	442	525	639	25	414	465	25	0
	AM (OFO only)	12	8	4	4	4	31	0	0	30	NA
	FMUA	1,302	249	1,053	1,530	2,548	53	947	442	0	626
	Single Adults	3,711	2,883	828	3,902	3,187	98	1,369	606	413	38
	<b>Total Apps</b>	<b>5,470</b>	<b>3,143</b>	<b>2,327</b>	<b>5,961</b>	<b>6,378</b>	<b>71</b>	<b>2,730</b>	<b>1,513</b>	<b>468</b>	<b>664</b>

Total	Demographic	Encounters (Previous Day)	Title 42	T8 Apprehensions	21-Day Average (Encounters)	Currently in Custody	Average TIC (HRS)	USBP Processed Complete	UAC Transfers/ TOT ERO (Previous Day)	All Other TOT's/ REPATS (Previous Day)	USBP NTA (OR) Released (Previous Day)
USBP Southwest Border	UAC	425	3	425	516	632	25	414	464	0	0
	FMUA	1,210	249	961	1,445	2,414	51	918	377	0	626
	Single Adults	3,598	2,814	784	3,797	3,132	99	1,369	578	0	38
	<b>Total Apps</b>	<b>5,236</b>	<b>3,066</b>	<b>2,170</b>	<b>5,758</b>	<b>6,178</b>	<b>71</b>	<b>2,701</b>	<b>1,419</b>	<b>0</b>	<b>664</b>

Total	Demographic	Encounters (Previous Day)	Title 42	T8 Inadmissibles	21-Day Average (Encounters)	Currently in Custody	Average TIC (HRS)	OFO Processed Complete	TOT ERO (Previous Day)	All Other TOT's/ REPATS (Previous Day)	N/A
OFO Southwest Border	UAC	17	0	17	9	7	22	0	1	25	
	AM	12	8	4	4	4	31	0	0	30	
	FMUA	92	0	92	85	134	82	29	65	0	
	Single Adults	113	69	44	105	55	47	0	28	413	
	<b>Total Subjects</b>	<b>234</b>	<b>77</b>	<b>157</b>	<b>204</b>	<b>200</b>	<b>69</b>	<b>29</b>	<b>94</b>	<b>468</b>	

Preliminary Data and Subject to Change  
 UNCLASSIFIED//FOR OFFICIAL USE ONLY//LAW ENFORCEMENT SENSITIVE



U.S. Customs and Border Protection - Southwest Border  
Migration Crisis Action Team  
May 7, 2021



Preliminary Data and Subject to Change

Sector	Capacity	In Custody	% Capacity
BBT	(b)(7)(E)	60	(b)(7)(E)
DRT		1,107	
ELC		542	
EPT		861	
LRT		513	
RGV		1,296	
SDC		705	
TCA		366	
YUM		738	
Total		6,178	

Field Office	Capacity	In Custody	% Capacity
EL PASO	(b)(7)(E)	3	(b)(7)(E)
LAREDO		5	
SAN DIEGO		192	
TUCSON		0	
Total		200	

Port of Entry	Capacity	In Custody	% Capacity
ANDRADE, CA (2502)	(b)(7)(E)		
CALEXICO, CA (2503/2507)			
EAGLE PASS, TX (2303)			
EL PASO, TX (2402)			
HIDALGO, TX (2305)			
LAREDO, TX (2304)			
SAN YSIDRO (2504)			

Central Processing	Capacity	In Custody	% Capacity
TCA/TCC	(b)(7)(E)	123	(b)(7)(E)

\*RGV sector capacity and in-custody numbers include the CPC figures  
\*\*Tucson sector capacity and in-custody numbers include the TCC figures

Soft Sided Facility	Capacity	In Custody	% Capacity
DRT/SSF	(b)(7)(E)	393	(b)(7)(E)
RGV/DNT		788	
TCA/TSS		32	
YUM/TPC		6	
YUM/YSS		361	

Modulars	Capacity	In Custody	% Capacity
EPT/MCPC	(b)(7)(E)	747	(b)(7)(E)

All Soft Sided/Modulars facilities are also reflected within their Sector capacity above

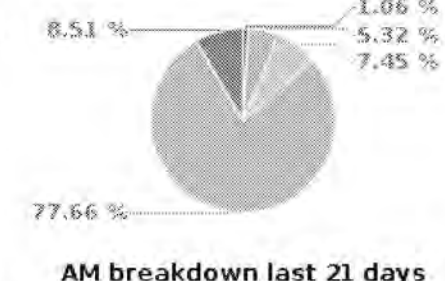
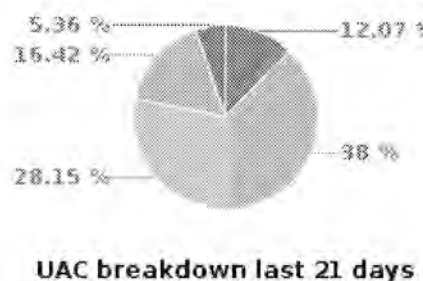
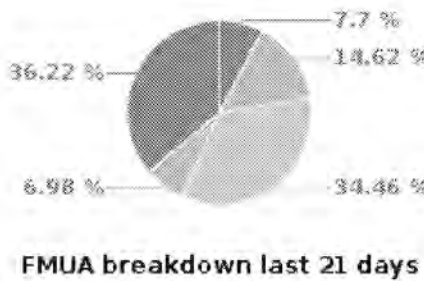
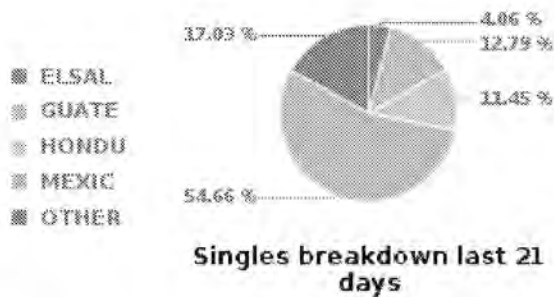
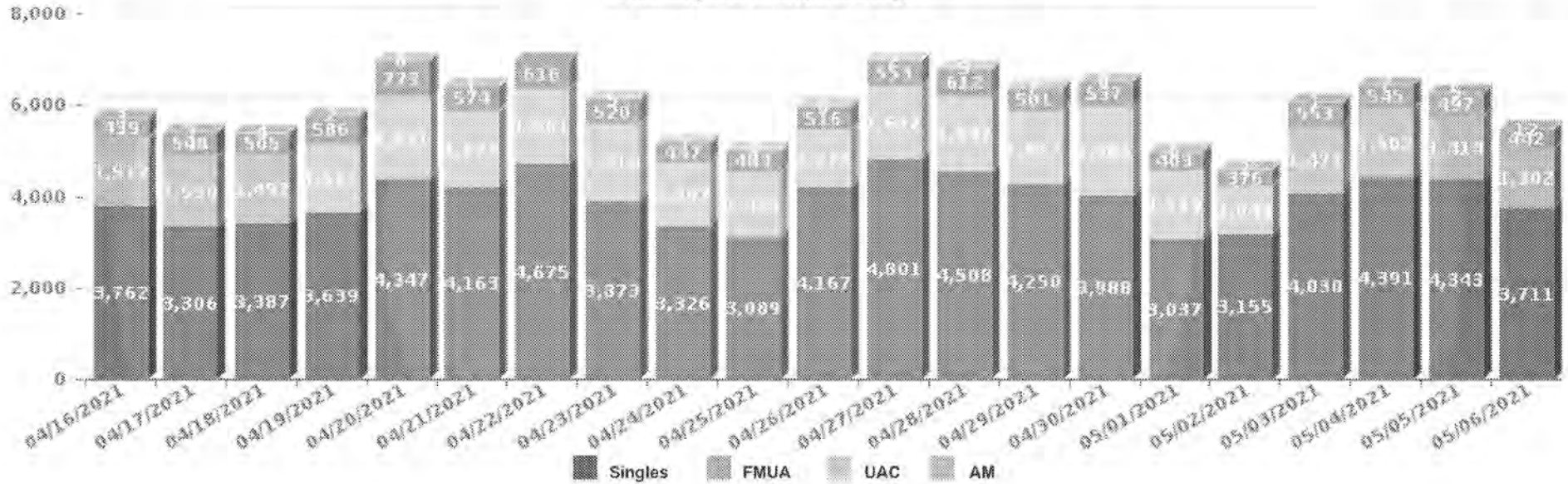
Preliminary Data and Subject to Change



UNCLASSIFIED//FOR OFFICIAL USE ONLY//LAW ENFORCEMENT SENSITIVE



**U.S. Customs and Border Protection - Southwest Border**  
**Office of Field Operations / U.S. Border Patrol**  
**Migration Crisis Action Team**  
**Total CBP Southwest Border Encounters (UAC/AM/FMUA/Singles)**  
 Preliminary Data and Subject to Change



Preliminary Data and Subject to Change  
 UNCLASSIFIED//FOR OFFICIAL USE ONLY//LAW ENFORCEMENT SENSITIVE



U.S. Customs and Border Protection - Southwest Border  
 Office of Field Operations / U.S. Border Patrol  
 Migration Crisis Action Team  
 Time in Custody over 72 hours



	UAC			UAC			UAC		
	OFO			USBP			CBP		
	In Custody > 72 hrs	In Custody > 120 hrs	In Custody > 240 hrs	In Custody > 72 hrs	In Custody > 120 hrs	In Custody > 240 hrs	In Custody > 72 hrs	In Custody > 120 hrs	In Custody > 240 hrs
5/1/21	<b>(b)(7)(E)</b>								
5/2/21									
5/3/21									
5/4/21									
5/5/21									
5/6/21									
5/7/21									
Total									

	FMUA			FMUA			FMUA		
	OFO			USBP			CBP		
	In Custody > 72 hrs	In Custody > 120 hrs	In Custody > 240 hrs	In Custody > 72 hrs	In Custody > 120 hrs	In Custody > 240 hrs	In Custody > 72 hrs	In Custody > 120 hrs	In Custody > 240 hrs
5/1/21	<b>(b)(7)(E)</b>								
5/2/21									
5/3/21									
5/4/21									
5/5/21									
5/6/21									
5/7/21									
Total									

	SINGLE ADULTS			SINGLE ADULTS			SINGLE ADULTS		
	OFO			USBP			CBP		
	In Custody > 72 hrs	In Custody > 120 hrs	In Custody > 240 hrs	In Custody > 72 hrs	In Custody > 120 hrs	In Custody > 240 hrs	In Custody > 72 hrs	In Custody > 120 hrs	In Custody > 240 hrs
5/1/21	<b>(b)(7)(E)</b>								
5/2/21									
5/3/21									
5/4/21									
5/5/21									
5/6/21									
5/7/21									
Total									

	AM			AM		
	OFO			CBP		
	In Custody > 72 hrs	In Custody > 120 hrs	In Custody > 240 hrs	In Custody > 72 hrs	In Custody > 120 hrs	In Custody > 240 hrs
5/1/21	<b>(b)(7)(E)</b>					
5/2/21						
5/3/21						
5/4/21						
5/5/21						
5/6/21						
Total						



U.S. Customs and Border Protection - Southwest Border  
 Office of Field Operations / U.S. Border Patrol  
 Migration Crisis Action Team  
 Time in Custody by Sector/Field Office



Sector	USBP Encounters (Previous Day)						Time in Custody					
	Total	21-Day Average	UAC	AM (OFO only)	FMUA	SA	Total	% Capacity	Average TIC (HRS)	> 72 hours	72-120 hours	> 120 hours
BBT	152	153	5		0	147	50					
DRT	782	770	37		185	580	1,107					
ELC	307	261	11		74	222	542					
EPT	700	681	60		56	584	851					
LRT	345	382	26		9	310	513					
RGV	1,374	1,829	199		593	638	1,296					
SDC	521	518	14		106	401	705					
TCA	614	691	48		30	538	366					
YUM	441	472	25		237	179	738					
<b>USBP Total</b>	<b>5,236</b>	<b>5,758</b>	<b>425</b>		<b>1,210</b>	<b>3,598</b>	<b>6,178</b>					

**(b)(7)(E)**

Field Office	OFO Encounters (Previous Day)						Time in Custody					
	Total	21-Day Average	UAC	AM (OFO only)	FMUA	SA	Total	% Capacity	Average TIC (HRS)	> 72 hours	72-120 hours	> 120 hours
EL PASO	43	29	1	3	32	7	3					
LAREDO	59	38	2	7	15	36	5					
SAN DIEGO	113	117	12	1	36	64	192					
TUCSON	19	19	2	1	9	7	0					
<b>OFO Total</b>	<b>234</b>	<b>204</b>	<b>17</b>	<b>12</b>	<b>92</b>	<b>113</b>	<b>200</b>					
<b>CBP Total</b>	<b>5,470</b>	<b>5,961</b>	<b>442</b>	<b>12</b>	<b>1,302</b>	<b>3,711</b>	<b>6,378</b>					

**(b)(7)(E)**

Message

From: (b)(6), (b)(7)(C)

Sent: 7/6/2021 9:59:47 AM

To: (b)(6), (b)(7)(C)

(b)(6), (b)(7)(C) DistroList-CBP MCAT

Team (b)(7)(E)

(b)(7)(E) CBP HQ EOC

(b)(7)(E) CBPSTATS-Team

(b)(6), (b)(7)(C), (b)(7)(E)

(b)(6), (b)(7)(C) (OCC)

(b)(6), (b)(7)(C) (OCC)

(b)(6), (b)(7)(C) (OCC)

(b)(6), (b)(7)(C)

(OCC) (b)(6), (b)(7)(C)

(b)(6), (b)(7)(C) HIGHSMITH,

ANNMAREE (EAC OT) (b)(6), (b)(7)(C)

(b)(6), (b)(7)(C)

(b)(6), (b)(7)(C) (OCC) (b)(6), (b)(7)(C)

(b)(6), (b)(7)(C) SEAR Reporting (b)(7)(E)

**(b)(6), (b)(7)(C), (b)(7)(E)**

CC: DHS JIAG (b)(6)

**(b)(6), (b)(7)(C)**



(b)(7)(E)

**Subject:** CBP MCAT Daily Report – Updated Version\_2021-07-06-05-57-03

**Attachments:** CBP MCAT Daily Report – Updated Version\_2021-07-06-05-57-03.pdf

Hello,

This report replaces the previous version of the report and has been updated w/T42 expulsions.

Please contact the CBP STAT Division with any questions. Below is the email address:

(b)(7)(E)

If you want the version of the MCAT morning report using the previous logic contact: (b)(7)(E)

(b)(7)(E)

# U.S. Customs and Border Protection Migration Crisis Action Team

July 6, 2021

~~WARNING: This document is designated UNCLASSIFIED//LAW ENFORCEMENT SENSITIVE (U//LES). It may contain information that is exempt from public release under the Freedom of Information Act (5USC552). This document is to be controlled, handled, transmitted, distributed, and disposed of in accordance with DHS policy relating to FOUO information, and is not to be released to the public or to personnel who do not have a valid need to know without prior approval from CBP.~~



Homeland  
Security



UNCLASSIFIED//~~FOR OFFICIAL USE ONLY~~//LAW ENFORCEMENT SENSITIVE

U.S. Customs and Border Protection - Southwest Border  
Office of Field Operations / U.S. Border Patrol  
Migration Crisis Action Team



Data is through: 7/5/2021

Preliminary Data and Subject to Change

Report Run Date: 7/6/2021 5:58:45 AM

Total	Demographic	Encounters (Previous Day)	Title 42	T8 Apprehensions/ Inadmissibles	21-Day Average (Encounters)	Currently in Custody	Average TIC (HRS)	CBP Processed Complete	UC Transfers/ TOT ERO (Previous Day)	All Other TOT's/ REPATS (Previous Day)	USBP NTA (OR) Released (Previous Day)
CBP Southwest Border	UC	547	0	547	550	963	32	616	603	19	0
	AM (OFO only)	5	5	0	6	10	13	0	0	12	NA
	FMUA	2,015	253	1,762	1,987	2,851	39	704	306	5	623
	Single Adults	3,574	2,766	808	3,843	3,967	90	1,970	263	231	74
	Total Apps	6,141	3,024	3,117	6,387	7,791	62	3,290	1,172	267	697

Total	Demographic	Encounters (Previous Day)	Title 42	T8 Apprehensions	21-Day Average (Encounters)	Currently in Custody	Average TIC (HRS)	USBP Processed Complete	UC Transfers/ TOT ERO (Previous Day)	All Other TOT's/ REPATS (Previous Day)	USBP NTA (OR) Released (Previous Day)
USBP Southwest Border	UC	530	0	530	542	956	32	616	600	0	0
	FMUA	1,733	253	1,480	1,796	2,761	39	704	209	0	623
	Single Adults	3,429	2,717	712	3,698	3,841	92	1,970	227	0	74
	Total Apps	5,692	2,970	2,722	6,035	7,558	63	3,290	1,036	0	697

Total	Demographic	Encounters (Previous Day)	Title 42	T8 Inadmissibles	21-Day Average (Encounters)	Currently in Custody	Average TIC (HRS)	OFO Processed Complete	TOT ERO (Previous Day)	All Other TOT's/ REPATS (Previous Day)	N/A
OFO Southwest Border	UAC	17	0	17	8	7	11	0	3	19	
	AM	5	5	0	6	10	13	0	0	12	
	FMUA	282	0	282	191	90	40	0	97	5	
	Single Adults	145	49	96	145	126	42	0	36	231	
	Total Subjects	449	54	395	351	233	39	0	136	267	

Preliminary Data and Subject to Change  
UNCLASSIFIED//~~FOR OFFICIAL USE ONLY~~//LAW ENFORCEMENT SENSITIVE



U.S. Customs and Border Protection - Southwest Border  
Migration Crisis Action Team  
July 6, 2021



Preliminary Data and Subject to Change

Sector	Capacity	In Custody	% Capacity
BBT	(b)(7)(E)	27	(b)(7)(E)
DRT		1,633	
ELC		310	
EPT		268	
LRT		450	
RGV		2,873	
SDC		508	
TCA		349	
YUM		1,150	
Total		7,668	

Central Processing	Capacity	In Custody	% Capacity
TCA/TCC	(b)(7)(E)	151	(b)(7)(E)

\*RGV sector capacity and in-custody numbers include the CPC figures  
\*\*Tucson sector capacity and in-custody numbers include the TCC figures

Soft Sided Facility	Capacity	In Custody	% Capacity
DRT/SSF	(b)(7)(E)	562	(b)(7)(E)
RGV/DNT		865	
TCA/TSS		53	
YUM/YSS		621	

Modulars	Capacity	In Custody	% Capacity
EPT/MCPC	(b)(7)(E)	181	(b)(7)(E)

All Soft Sided/Modulars facilities are also reflected within their Sector capacity above.

Field Office	Capacity	In Custody	% Capacity
EL PASO	(b)(7)(E)	5	(b)(7)(E)
LAREDO		10	
SAN DIEGO		216	
TUCSON		2	
Total		233	

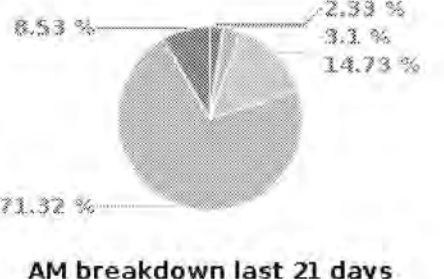
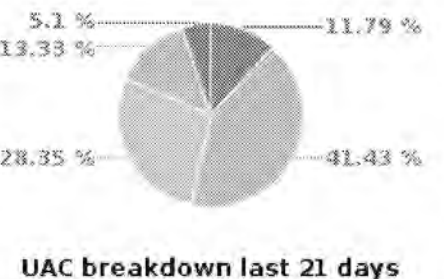
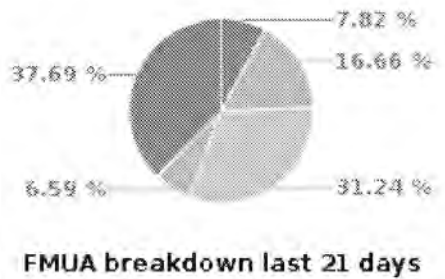
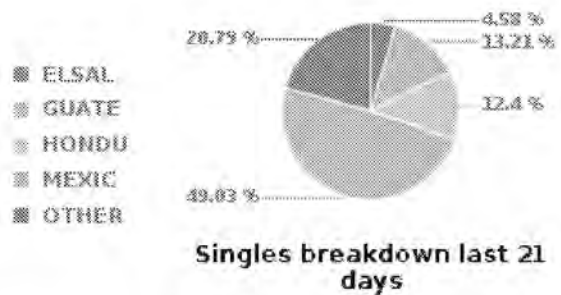
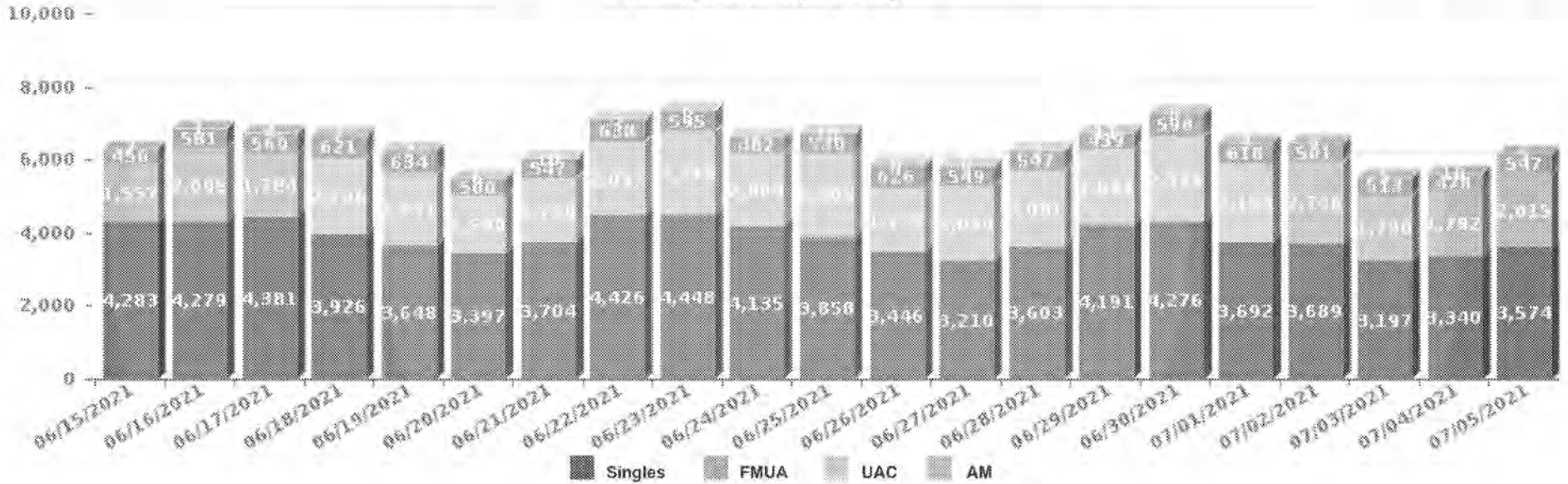
Port of Entry	Capacity	In Custody	% Capacity
BROWNSVILLE, TX (2301)	(b)(7)(E)		
CALEXICO, CA (2503/2507)			
COLUMBUS, NM (2406)			
DEL RIO, TX (2302)			
EL PASO, TX (2402)			
LAREDO, TX (2304)			
LUKEVILLE, AZ (2602)			
NOGALES, AZ (2604)			
OTAY MESA (2506)			
PROGRESO, TX (2309)			
SAN YSIDRO (2504)			
YSLETA (2401)			

Preliminary Data and Subject to Change



UNCLASSIFIED//~~FOR OFFICIAL USE ONLY~~//LAW ENFORCEMENT SENSITIVE

**U.S. Customs and Border Protection - Southwest Border**  
**Office of Field Operations / U.S. Border Patrol**  
**Migration Crisis Action Team**  
**Total CBP Southwest Border Encounters (UAC/AM/FMUA/Singles)**  
 Preliminary Data and Subject to Change



Preliminary Data and Subject to Change  
 UNCLASSIFIED//~~FOR OFFICIAL USE ONLY~~//LAW ENFORCEMENT SENSITIVE



U.S. Customs and Border Protection - Southwest Border  
 Office of Field Operations / U.S. Border Patrol  
 Migration Crisis Action Team  
 Time in Custody over 72 hours



	UAC			UAC			UAC		
	OFO			USBP			CBP		
	In Custody > 72 hrs	In Custody > 120 hrs	In Custody > 240 hrs	In Custody > 72 hrs	In Custody > 120 hrs	In Custody > 240 hrs	In Custody > 72 hrs	In Custody > 120 hrs	In Custody > 240 hrs
6/30/21	<b>(b)(7)(E)</b>								
7/1/21									
7/2/21									
7/3/21									
7/4/21									
7/5/21									
7/6/21									
Total									

	FMUA			FMUA			FMUA		
	OFO			USBP			CBP		
	In Custody > 72 hrs	In Custody > 120 hrs	In Custody > 240 hrs	In Custody > 72 hrs	In Custody > 120 hrs	In Custody > 240 hrs	In Custody > 72 hrs	In Custody > 120 hrs	In Custody > 240 hrs
6/30/21	<b>(b)(7)(E)</b>								
7/1/21									
7/2/21									
7/3/21									
7/4/21									
7/5/21									
7/6/21									
Total									

	SINGLE ADULTS			SINGLE ADULTS			SINGLE ADULTS		
	OFO			USBP			CBP		
	In Custody > 72 hrs	In Custody > 120 hrs	In Custody > 240 hrs	In Custody > 72 hrs	In Custody > 120 hrs	In Custody > 240 hrs	In Custody > 72 hrs	In Custody > 120 hrs	In Custody > 240 hrs
6/30/21	<b>(b)(7)(E)</b>								
7/1/21									
7/2/21									
7/3/21									
7/4/21									
7/5/21									
7/6/21									
Total									

	AM			AM		
	OFO			CBP		
	In Custody > 72 hrs	In Custody > 120 hrs	In Custody > 240 hrs	In Custody > 72 hrs	In Custody > 120 hrs	In Custody > 240 hrs
6/30/21	<b>(b)(7)(E)</b>					
7/1/21						
7/2/21						
7/3/21						
7/4/21						
7/5/21						
7/6/21						
Total						



U.S. Customs and Border Protection - Southwest Border  
 Office of Field Operations / U.S. Border Patrol  
 Migration Crisis Action Team  
 Time in Custody by Sector/Field Office



Sector	USBP Encounters (Previous Day)						Time in Custody					
	Total	21-Day Average	UAC	AM (OFO only)	FMUA	SA	Total	% Capacity	Average TIC (HRS)	> 72 hours	72-120 hours	> 120 hours
BBT	119	138	2		0	117	27					
DRT	829	1,000	29		196	604	1,633					
ELC	220	176	8		27	185	310					
EPT	738	702	86		41	608	258					
LRT	253	325	9		0	244	450					
RGV	1,827	2,149	275		1,033	519	2,873					
SDC	575	498	17		57	501	508					
TCA	542	622	67		70	405	348					
YUM	589	426	35		308	349	1,150					
<b>USBP Total</b>	<b>5,692</b>	<b>6,035</b>	<b>530</b>		<b>1,733</b>	<b>3,429</b>	<b>7,558</b>					

**(b)(7)(E)**

Field Office	OFO Encounters (Previous Day)						Time in Custody					
	Total	21-Day Average	UAC	AM (OFO only)	FMUA	SA	Total	% Capacity	Average TIC (HRS)	> 72 hours	72-120 hours	> 120 hours
EL PASO	64	49	0	3	41	20	5					
LAREDO	172	113	2	0	109	61	10					
SAN DIEGO	174	155	14	2	103	55	216					
TUCSON	39	34	1	0	29	9	2					
<b>OFO Total</b>	<b>449</b>	<b>351</b>	<b>17</b>	<b>5</b>	<b>282</b>	<b>145</b>	<b>233</b>					
<b>CBP Total</b>	<b>6,141</b>	<b>6,387</b>	<b>547</b>	<b>5</b>	<b>2,015</b>	<b>3,574</b>	<b>7,791</b>					

**(b)(7)(E)**

Message

**From:** (b)(6), (b)(7)(C)  
**Sent:** 7/26/2021 9:59:27 AM  
**To:** (b)(6), (b)(7)(C) DistroList-CBP MCAT  
(b)(6), (b)(7)(C)  
Team (b)(7)(E) CBP HQ EOC  
(b)(7)(E) CBPSTATS-Team  
**(b)(6), (b)(7)(C), (b)(7)(E)**  
(b)(6), (b)(7)(C) FALK, SCOTT K (OCC)  
(b)(6), (b)(7)(C) (OCC)  
(b)(6), (b)(7)(C) (OCC)  
(b)(6), (b)(7)(C)  
(OCC) (b)(6), (b)(7)(C)  
(b)(6), (b)(7)(C) HIGHSMITH,  
ANNMARIE (EAC OT) (b)(6), (b)(7)(C)  
(b)(6), (b)(7)(C)  
(b)(6), (b)(7)(C) (OCC) (b)(6), (b)(7)(C)  
(b)(6), (b)(7)(C) SEAR Reporting (b)(7)(E)  
**(b)(6), (b)(7)(C), (b)(7)(E)**  
**CC:** DHS.JIAG (b)(6)

**(b)(6), (b)(7)(C)**



**(b)(6), (b)(7)(C)**

**Subject:** CBP MCAT Daily Report – Updated Version\_2021-07-26-05-57-16  
**Attachments:** CBP MCAT Daily Report – Updated Version\_2021-07-26-05-57-16.pdf

Hello,

This report replaces the previous version of the report and has been updated w/T42 expulsions.

Please contact the CBP STAT Division with any questions. Below is the email address:

(b)(7)(E)

If you want the version of the MCAT morning report using the previous logic contact: (b)(7)(E)

(b)(7)(E)

# U.S. Customs and Border Protection Migration Crisis Action Team

July 26, 2021

~~WARNING: This document is designated UNCLASSIFIED//LAW ENFORCEMENT SENSITIVE (U//LES). It may contain information that is exempt from public release under the Freedom of Information Act (5USC552). This document is to be controlled, handled, transmitted, distributed, and disposed of in accordance with DHS policy relating to FOUO information, and is not to be released to the public or to personnel who do not have a valid need to know without prior approval from CBP.~~



Homeland  
Security



UNCLASSIFIED//~~FOR OFFICIAL USE ONLY~~//LAW ENFORCEMENT SENSITIVE

**U.S. Customs and Border Protection - Southwest Border**  
**Office of Field Operations / U.S. Border Patrol**  
**Migration Crisis Action Team**



Data is through: 7/25/2021

Preliminary Data and Subject to Change

Report Run Date: 7/26/2021 5:58:41 AM

Total	Demographic	Encounters (Previous Day)	Title 42	T8 Apprehensions/ Inadmissibles	21-Day Average (Encounters)	Currently in Custody	Average TIC (HRS)	CBP Processed Complete	UC Transfers/ TOT ERO (Previous Day)	All Other TOT's/ REPATS (Previous Day)	USBP NTA (OR) Released (Previous Day)
CBP Southwest Border	UC	384	0	384	593	1,830	49	529	372	20	0
	AM (OFO only)	8	6	2	5	17	55	0	0	13	NA
	FMUA	2,237	169	2,068	2,565	7,568	62	1,988	162	0	624
	Single Adults	2,446	1,645	801	3,516	4,836	96	1,599	442	187	118
	<b>Total Apps</b>	<b>5,075</b>	<b>1,820</b>	<b>3,255</b>	<b>6,679</b>	<b>14,251</b>	<b>71</b>	<b>4,116</b>	<b>976</b>	<b>220</b>	<b>742</b>

Total	Demographic	Encounters (Previous Day)	Title 42	T8 Apprehensions	21-Day Average (Encounters)	Currently in Custody	Average TIC (HRS)	USBP Processed Complete	UC Transfers/ TOT ERO (Previous Day)	All Other TOT's/ REPATS (Previous Day)	USBP NTA (OR) Released (Previous Day)
USBP Southwest Border	UC	379	0	379	584	1,821	49	525	370	0	0
	FMUA	2,185	169	2,016	2,332	7,406	62	1,988	84	0	624
	Single Adults	2,332	1,598	734	3,351	4,708	97	1,599	406	0	118
	<b>Total Apps</b>	<b>4,896</b>	<b>1,767</b>	<b>3,129</b>	<b>6,267</b>	<b>13,935</b>	<b>72</b>	<b>4,112</b>	<b>860</b>	<b>0</b>	<b>742</b>

Total	Demographic	Encounters (Previous Day)	Title 42	T8 Inadmissibles	21-Day Average (Encounters)	Currently in Custody	Average TIC (HRS)	OFO Processed Complete	TOT ERO (Previous Day)	All Other TOT's/ REPATS (Previous Day)	N/A
OFO Southwest Border	UAC	5	0	5	9	9	64	4	2	20	
	AM	8	6	2	5	17	55	0	0	13	
	FMUA	52	0	52	232	162	64	0	78	0	
	Single Adults	114	47	67	165	128	49	0	36	187	
	<b>Total Subjects</b>	<b>179</b>	<b>53</b>	<b>126</b>	<b>412</b>	<b>316</b>	<b>57</b>	<b>4</b>	<b>116</b>	<b>220</b>	

Preliminary Data and Subject to Change  
 UNCLASSIFIED//~~FOR OFFICIAL USE ONLY~~//LAW ENFORCEMENT SENSITIVE



U.S. Customs and Border Protection - Southwest Border  
Migration Crisis Action Team  
July 26, 2021



Preliminary Data and Subject to Change

Sector	Capacity	In Custody	% Capacity
BBT	(b)(7)(E)	11	(b)(7)(E)
DRT		2,488	
ELC		181	
EPT		1,531	
LRT		173	
RGV		6,671	
SDC		530	
TCA		167	
YUM		2,183	
Total		13,936	

Central Processing	Capacity	In Custody	% Capacity
TCA/TCC	(b)(7)(E)	64	(b)(7)(E)

\*RGV sector capacity and in-custody numbers include the CPC figures  
\*\*Tucson sector capacity and in-custody numbers include the TCC figures

Soft Sided Facility	Capacity	In Custody	% Capacity
DRT/SSF	(b)(7)(E)	1,103	(b)(7)(E)
RGV/DNT		4,282	
TCA/TSS		26	
YUM/YSS		1,639	

Modulars	Capacity	In Custody	% Capacity
EPT/MCPC	(b)(7)(E)	1,440	(b)(7)(E)

All Soft Sided/Modulars facilities are also reflected within their Sector capacity above.

Field Office	Capacity	In Custody	% Capacity
EL PASO	(b)(7)(E)	5	(b)(7)(E)
LAREDO		6	
SAN DIEGO		302	
TUCSON		3	
Total		316	


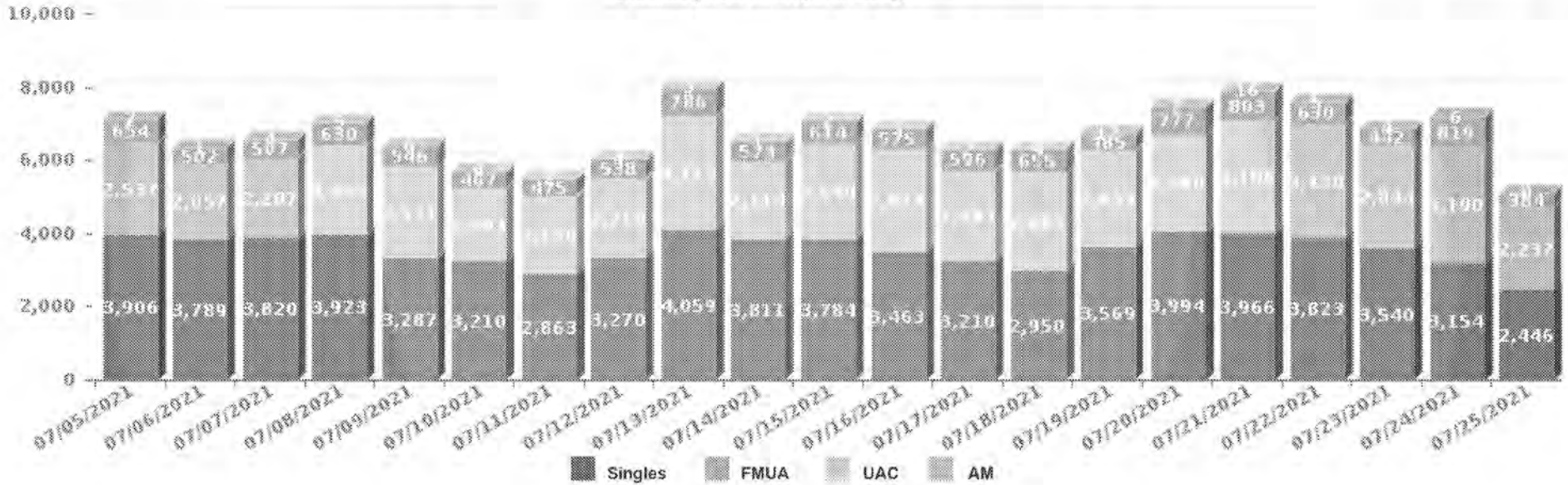
Port of Entry	Capacity	In Custody	% Capacity
BROWNSVILLE, TX (2301)	(b)(7)(E)		
EAGLE PASS, TX (2303)			
EL PASO, TX (2402)			
LAREDO, TX (2304)			
LUKEVILLE, AZ (2602)			
NOGALES, AZ (2604)			
OTAY MESA (2506)			
PRESIDIO, TX (2403)			
SAN YSIDRO (2504)			

Preliminary Data and Subject to Change



UNCLASSIFIED//FOR OFFICIAL USE ONLY//LAW ENFORCEMENT SENSITIVE

**U.S. Customs and Border Protection - Southwest Border**  
**Office of Field Operations / U.S. Border Patrol**  
**Migration Crisis Action Team**  
**Total CBP Southwest Border Encounters (UAC/AM/FMUA/Singles)**  
 Preliminary Data and Subject to Change



Preliminary Data and Subject to Change  
 UNCLASSIFIED//FOR OFFICIAL USE ONLY//LAW ENFORCEMENT SENSITIVE



U.S. Customs and Border Protection - Southwest Border  
 Office of Field Operations / U.S. Border Patrol  
 Migration Crisis Action Team  
 Time in Custody over 72 hours



	UAC			UAC			UAC		
	OFO			USBP			CBP		
	In Custody > 72 hrs	In Custody > 120 hrs	In Custody > 240 hrs	In Custody > 72 hrs	In Custody > 120 hrs	In Custody > 240 hrs	In Custody > 72 hrs	In Custody > 120 hrs	In Custody > 240 hrs
7/20/21	<b>(b)(7)(E)</b>								
7/21/21									
7/22/21									
7/23/21									
7/24/21									
7/25/21									
7/26/21									
Total									

	FMUA			FMUA			FMUA		
	OFO			USBP			CBP		
	In Custody > 72 hrs	In Custody > 120 hrs	In Custody > 240 hrs	In Custody > 72 hrs	In Custody > 120 hrs	In Custody > 240 hrs	In Custody > 72 hrs	In Custody > 120 hrs	In Custody > 240 hrs
7/20/21	<b>(b)(7)(E)</b>								
7/21/21									
7/22/21									
7/23/21									
7/24/21									
7/25/21									
7/26/21									
Total									

	SINGLE ADULTS			SINGLE ADULTS			SINGLE ADULTS		
	OFO			USBP			CBP		
	In Custody > 72 hrs	In Custody > 120 hrs	In Custody > 240 hrs	In Custody > 72 hrs	In Custody > 120 hrs	In Custody > 240 hrs	In Custody > 72 hrs	In Custody > 120 hrs	In Custody > 240 hrs
7/20/21	<b>(b)(7)(E)</b>								
7/21/21									
7/22/21									
7/23/21									
7/24/21									
7/25/21									
7/26/21									
Total									

	AM			AM		
	OFO			CBP		
	In Custody > 72 hrs	In Custody > 120 hrs	In Custody > 240 hrs	In Custody > 72 hrs	In Custody > 120 hrs	In Custody > 240 hrs
7/20/21	<b>(b)(7)(E)</b>					
7/21/21						
7/22/21						
7/23/21						
7/24/21						
7/25/21						
7/26/21						
Total						



U.S. Customs and Border Protection - Southwest Border  
 Office of Field Operations / U.S. Border Patrol  
 Migration Crisis Action Team  
 Time in Custody by Sector/Field Office



Sector	USBP Encounters (Previous Day)						Time in Custody					
	Total	21-Day Average	UAC	AM (OFO only)	FMUA	SA	Total	% Capacity	Average TIC (HRS)	> 72 hours	72-120 hours	> 120 hours
BBT	51	123	3		2	45	11					
DRT	1,046	1,031	22		508	516	2,488					
ELC	99	173	2		20	77	191					
EPT	442	662	63		30	348	1,531					
LAT	185	270	8		2	175	173					
RGV	1,812	2,478	224		1,209	378	6,671					
SDC	477	504	14		97	369	530					
TCA	282	665	13		12	257	167					
YUM	502	463	30		305	167	2,185					
<b>USBP Total</b>	<b>4,896</b>	<b>6,267</b>	<b>379</b>		<b>2,185</b>	<b>2,332</b>	<b>13,935</b>					

**(b)(7)(E)**

Field Office	OFO Encounters (Previous Day)						Time in Custody					
	Total	21-Day Average	UAC	AM (OFO only)	FMUA	SA	Total	% Capacity	Average TIC (HRS)	> 72 hours	72-120 hours	> 120 hours
EL PASO	15	49	2	3	0	10	5					
LAREDO	74	162	1	2	37	34	6					
SAN DIEGO	84	152	2	3	15	64	302					
TUCSON	6	38	0	0	0	6	3					
<b>OFO Total</b>	<b>179</b>	<b>412</b>	<b>5</b>	<b>8</b>	<b>52</b>	<b>114</b>	<b>316</b>					
<b>CBP Total</b>	<b>5,075</b>	<b>6,679</b>	<b>384</b>	<b>8</b>	<b>2,237</b>	<b>2,446</b>	<b>14,251</b>					

**(b)(7)(E)**

Message

From: (b)(7)(E)

Sent: 7/7/2021 10:00:28 AM

To: (b)(6), (b)(7)(C)

(b)(6), (b)(7)(C) DistroList-CBP MCAT  
Team (b)(7)(E)

(b)(7)(E) CBP HQ EOC

(b)(7)(E) CBPSTATS-Team

(b)(6), (b)(7)(C), (b)(7)(E)

(b)(6), (b)(7)(C) FALK, SCOTT K (OCC)

(b)(6), (b)(7)(C) (OCC)

(b)(6), (b)(7)(C) (OCC)

(b)(6), (b)(7)(C)

(OCC) (b)(6), (b)(7)(C) HIGHSMITH,

ANNMARIE (EAC OT) (b)(6), (b)(7)(C)

(b)(6), (b)(7)(C) (OCC) (b)(6), (b)(7)(C)

(b)(6), (b)(7)(C) SEAR Reporting (b)(7)(E)

(b)(6), (b)(7)(C), (b)(7)(E)

CC: DHS.JIAG (b)(6)

(b)(6), (b)(7)(C)



**(b)(6), (b)(7)(C)**

**Subject:** CBP MCAT Daily Report – Updated Version\_2021-07-07-05-57-03

**Attachments:** CBP MCAT Daily Report – Updated Version\_2021-07-07-05-57-03.pdf

Hello,

This report replaces the previous version of the report and has been updated w/T42 expulsions.

Please contact the CBP STAT Division with any questions. Below is the email address:

(b)(7)(E)

If you want the version of the MCAT morning report using the previous logic contact: (b)(7)(E)

(b)(7)(E)

# U.S. Customs and Border Protection Migration Crisis Action Team

**July 7, 2021**

~~WARNING: This document is designated UNCLASSIFIED//LAW ENFORCEMENT SENSITIVE (U//LES). It may contain information that is exempt from public release under the Freedom of Information Act (5USC552). This document is to be controlled, handled, transmitted, distributed, and disposed of in accordance with DHS policy relating to FOUO information, and is not to be released to the public or to personnel who do not have a valid need to know without prior approval from CBP.~~



**Homeland  
Security**



UNCLASSIFIED//~~FOR OFFICIAL USE ONLY~~//LAW ENFORCEMENT SENSITIVE

**U.S. Customs and Border Protection - Southwest Border**  
**Office of Field Operations / U.S. Border Patrol**  
**Migration Crisis Action Team**



Data is through: 7/6/2021

Preliminary Data and Subject to Change

Report Run Date: 7/7/2021 5:58:33 AM

Total	Demographic	Encounters (Previous Day)	Title 42	T8 Apprehensions/ Inadmissibles	21-Day Average (Encounters)	Currently in Custody	Average TIC (HRS)	CBP Processed Complete	UC Transfers/ TOT ERO (Previous Day)	All Other TOT's/ REPATS (Previous Day)	USBP NTA (OR) Released (Previous Day)
CBP Southwest Border	UC	461	0	461	556	1,012	29	531	530	29	0
	AM (OFO only)	2	1	1	6	6	26	0	0	34	NA
	FMUA	1,849	241	1,608	2,025	3,257	39	747	227	1	852
	Single Adults	3,492	2,608	884	3,821	4,024	92	2,090	677	369	84
	<b>Total Apps</b>	<b>5,804</b>	<b>2,850</b>	<b>2,954</b>	<b>6,409</b>	<b>8,299</b>	<b>61</b>	<b>3,368</b>	<b>1,434</b>	<b>433</b>	<b>936</b>

Total	Demographic	Encounters (Previous Day)	Title 42	T8 Apprehensions	21-Day Average (Encounters)	Currently in Custody	Average TIC (HRS)	USBP Processed Complete	UC Transfers/ TOT ERO (Previous Day)	All Other TOT's/ REPATS (Previous Day)	USBP NTA (OR) Released (Previous Day)
USBP Southwest Border	UC	452	0	452	548	1,005	29	531	528	0	0
	FMUA	1,634	241	1,393	1,836	3,179	38	747	143	0	852
	Single Adults	3,287	2,549	738	3,674	3,919	94	2,090	626	0	84
	<b>Total Apps</b>	<b>5,373</b>	<b>2,790</b>	<b>2,583</b>	<b>6,058</b>	<b>8,103</b>	<b>62</b>	<b>3,368</b>	<b>1,297</b>	<b>0</b>	<b>936</b>

Total	Demographic	Encounters (Previous Day)	Title 42	T8 Inadmissibles	21-Day Average (Encounters)	Currently in Custody	Average TIC (HRS)	OFO Processed Complete	TOT ERO (Previous Day)	All Other TOT's/ REPATS (Previous Day)	N/A
OFO Southwest Border	UAC	9	0	9	8	7	17	0	2	29	
	AM	2	1	1	6	6	26	0	0	34	
	FMUA	215	0	215	189	78	45	0	84	1	
	Single Adults	205	59	146	148	105	42	0	51	369	
	<b>Total Subjects</b>	<b>431</b>	<b>60</b>	<b>371</b>	<b>351</b>	<b>196</b>	<b>42</b>	<b>0</b>	<b>137</b>	<b>433</b>	

Preliminary Data and Subject to Change  
 UNCLASSIFIED//~~FOR OFFICIAL USE ONLY~~//LAW ENFORCEMENT SENSITIVE



U.S. Customs and Border Protection - Southwest Border  
Migration Crisis Action Team  
July 7, 2021



Preliminary Data and Subject to Change

Sector	Capacity	In Custody	% Capacity
BBT	(b)(7)(E)	46	(b)(7)(E)
DRT		1,634	
ELC		336	
EPT		245	
LRT		303	
RGV		3,365	
SDC		595	
TCA		326	
YUM		1,253	
Total		8,103	

Field Office	Capacity	In Custody	% Capacity
EL PASO	(b)(7)(E)	1	(b)(7)(E)
LAREDO		7	
SAN DIEGO		186	
TUCSON		2	
Total		196	

Port of Entry	Capacity	In Custody	% Capacity
BROWNSVILLE, TX (2301)	(b)(7)(E)		
EAGLE PASS, TX (2303)			
NOGALES, AZ (2604)			
OTAY MESA (2506)			
SAN YSIDRO (2504)			
YSLETA (2401)			

Central Processing	Capacity	In Custody	% Capacity
TCA/TCC	(b)(7)(E)	72	(b)(7)(E)

\*RGV sector capacity and in-custody numbers include the CPC figures  
\*\*Tucson sector capacity and in-custody numbers include the TCC figures

Soft Sided Facility	Capacity	In Custody	% Capacity
DRT/SSF	(b)(7)(E)	503	(b)(7)(E)
RGV/DNT		1,421	
TCA/TSS		104	
YUM/YSS		768	

Modulars	Capacity	In Custody	% Capacity
EPT/MCPC	(b)(7)(E)	212	(b)(7)(E)

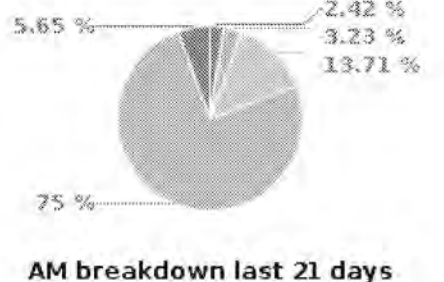
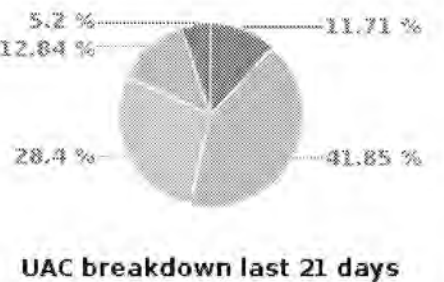
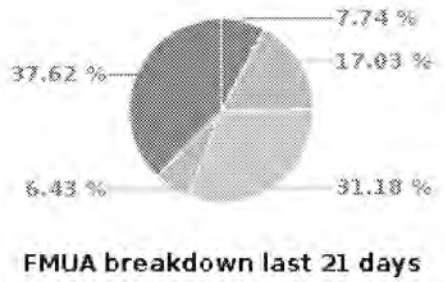
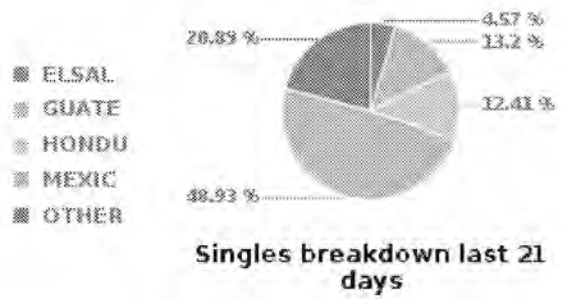
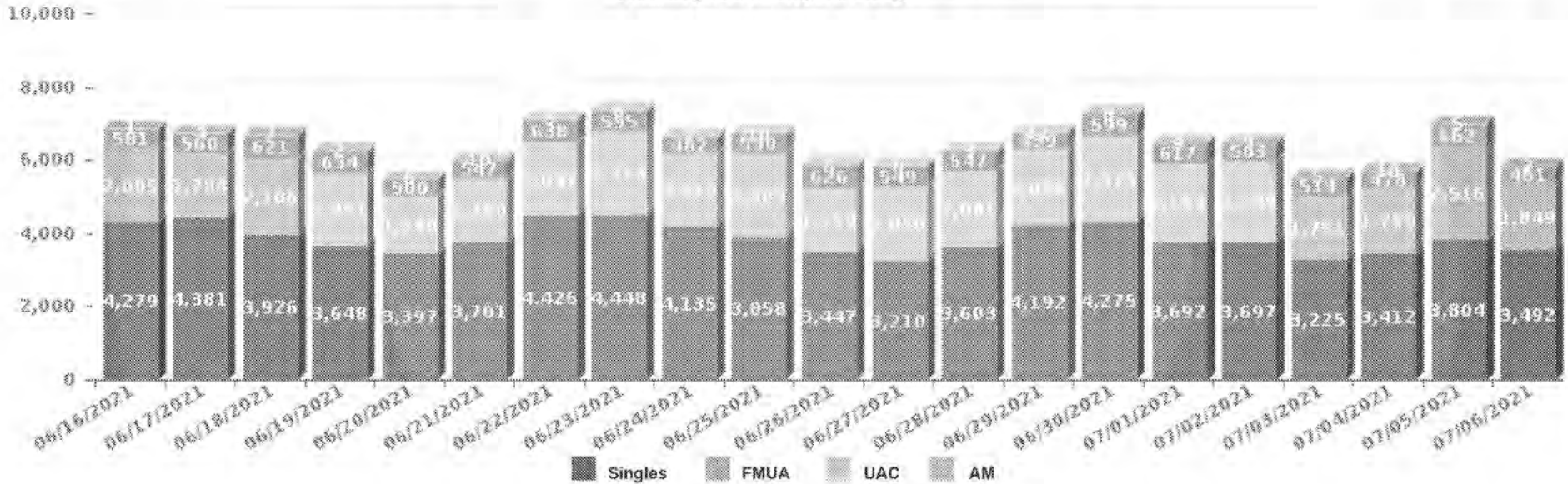
All Soft Sided/Modulars facilities are also reflected within their Sector capacity above.

Preliminary Data and Subject to Change



UNCLASSIFIED//FOR OFFICIAL USE ONLY//LAW ENFORCEMENT SENSITIVE

**U.S. Customs and Border Protection - Southwest Border**  
**Office of Field Operations / U.S. Border Patrol**  
**Migration Crisis Action Team**  
**Total CBP Southwest Border Encounters (UAC/AM/FMUA/Singles)**  
 Preliminary Data and Subject to Change



Preliminary Data and Subject to Change  
 UNCLASSIFIED//FOR OFFICIAL USE ONLY//LAW ENFORCEMENT SENSITIVE



U.S. Customs and Border Protection - Southwest Border  
 Office of Field Operations / U.S. Border Patrol  
 Migration Crisis Action Team  
 Time in Custody over 72 hours



	UAC			UAC			UAC		
	OFO			USBP			CBP		
	In Custody > 72 hrs	In Custody > 120 hrs	In Custody > 240 hrs	In Custody > 72 hrs	In Custody > 120 hrs	In Custody > 240 hrs	In Custody > 72 hrs	In Custody > 120 hrs	In Custody > 240 hrs
7/1/21	<b>(b)(7)(E)</b>								
7/2/21									
7/3/21									
7/4/21									
7/5/21									
7/6/21									
7/7/21									
Total									

	FMUA			FMUA			FMUA		
	OFO			USBP			CBP		
	In Custody > 72 hrs	In Custody > 120 hrs	In Custody > 240 hrs	In Custody > 72 hrs	In Custody > 120 hrs	In Custody > 240 hrs	In Custody > 72 hrs	In Custody > 120 hrs	In Custody > 240 hrs
7/1/21	<b>(b)(7)(E)</b>								
7/2/21									
7/3/21									
7/4/21									
7/5/21									
7/6/21									
7/7/21									
Total									

	SINGLE ADULTS			SINGLE ADULTS			SINGLE ADULTS		
	OFO			USBP			CBP		
	In Custody > 72 hrs	In Custody > 120 hrs	In Custody > 240 hrs	In Custody > 72 hrs	In Custody > 120 hrs	In Custody > 240 hrs	In Custody > 72 hrs	In Custody > 120 hrs	In Custody > 240 hrs
7/1/21	<b>(b)(7)(E)</b>								
7/2/21									
7/3/21									
7/4/21									
7/5/21									
7/6/21									
7/7/21									
Total									

	AM			AM		
	OFO			CBP		
	In Custody > 72 hrs	In Custody > 120 hrs	In Custody > 240 hrs	In Custody > 72 hrs	In Custody > 120 hrs	In Custody > 240 hrs
7/1/21	<b>(b)(7)(E)</b>					
7/2/21						
7/3/21						
7/4/21						
7/5/21						
7/6/21						
7/7/21						
Total						



U.S. Customs and Border Protection - Southwest Border  
 Office of Field Operations / U.S. Border Patrol  
 Migration Crisis Action Team  
 Time in Custody by Sector/Field Office



Sector	USBP Encounters (Previous Day)						Time in Custody					
	Total	21-Day Average	UAC	AM (OFO only)	FMUA	SA	Total	% Capacity	Average TIC (HRS)	> 72 hours	72-120 hours	> 120 hours
BBT	111	135	1		0	110	45					
DRT	853	694	20		224	609	1,634					
ELC	202	176	9		6	187	396					
EPT	580	698	70		47	433	245					
LRT	245	316	7		3	238	303					
RGV	1,930	2,184	222		994	714	3,365					
SDC	547	592	17		118	412	599					
TCA	533	622	77		44	412	326					
YUM	401	431	29		198	174	1,253					
<b>USBP Total</b>	<b>5,373</b>	<b>6,058</b>	<b>452</b>		<b>1,634</b>	<b>3,287</b>	<b>8,103</b>					

**(b)(7)(E)**

Field Office	OFO Encounters (Previous Day)						Time in Custody					
	Total	21-Day Average	UAC	AM (OFO only)	FMUA	SA	Total	% Capacity	Average TIC (HRS)	> 72 hours	72-120 hours	> 120 hours
EL PASO	64	49	1	0	34	29	1					
LAREDO	187	115	5	1	110	71	7					
SAN DIEGO	134	154	3	1	42	88	195					
TUCSON	46	33	0	0	29	17	2					
<b>OFO Total</b>	<b>431</b>	<b>351</b>	<b>9</b>	<b>2</b>	<b>215</b>	<b>205</b>	<b>196</b>					
<b>CBP Total</b>	<b>5,804</b>	<b>6,409</b>	<b>461</b>	<b>2</b>	<b>1,849</b>	<b>3,492</b>	<b>8,299</b>					

**(b)(7)(E)**

Message

From: (b)(6), (b)(7)(C)

Sent: 7/8/2021 9:58:59 AM

To: (b)(6), (b)(7)(C)

(b)(6), (b)(7)(C) DistroList-CBP MCAT

Team (b)(7)(E) CBP HQ EOC

(b)(7)(E) CBPSTATS-Team

(b)(6), (b)(7)(C), (b)(7)(E)

(b)(6), (b)(7)(C) FALK, SCOTT K (OCC)

(b)(6), (b)(7)(C) (OCC)

(b)(6), (b)(7)(C) (OCC)

(b)(6), (b)(7)(C)

(OCC) (b)(6), (b)(7)(C)

(b)(6), (b)(7)(C) HIGHSMITH,

ANNMARIE (EAC OT) (b)(6), (b)(7)(C)

(b)(6), (b)(7)(C)

(b)(6), (b)(7)(C) (OCC) (b)(6), (b)(7)(C)

(b)(6), (b)(7)(C) SEAR Reporting (b)(7)(E)

**(b)(6), (b)(7)(C), (b)(7)(E)**

CC: DHS JIAG (b)(6)

**(b)(6), (b)(7)(C)**



**(b)(6), (b)(7)(C)**

**Subject:** CBP MCAT Daily Report – Updated Version\_2021-07-08-05-57-02

**Attachments:** CBP MCAT Daily Report – Updated Version\_2021-07-08-05-57-02.pdf

Hello,

This report replaces the previous version of the report and has been updated w/T42 expulsions.

Please contact the CBP STAT Division with any questions. Below is the email address:

(b)(7)(E)

If you want the version of the MCAT morning report using the previous logic contact: (b)(7)(E)

(b)(7)(E)

# U.S. Customs and Border Protection Migration Crisis Action Team

**July 8, 2021**

~~WARNING: This document is designated UNCLASSIFIED//LAW ENFORCEMENT SENSITIVE (U//LES). It may contain information that is exempt from public release under the Freedom of Information Act (5USC552). This document is to be controlled, handled, transmitted, distributed, and disposed of in accordance with DHS policy relating to FOUO information, and is not to be released to the public or to personnel who do not have a valid need to know without prior approval from CBP.~~



**Homeland  
Security**



UNCLASSIFIED//~~FOR OFFICIAL USE ONLY~~//LAW ENFORCEMENT SENSITIVE

**U.S. Customs and Border Protection - Southwest Border**  
**Office of Field Operations / U.S. Border Patrol**  
**Migration Crisis Action Team**



Data is through: 7/7/2021

Preliminary Data and Subject to Change

Report Run Date: 7/8/2021 5:58:07 AM

Total	Demographic	Encounters (Previous Day)	Title 42	T8 Apprehensions/ Inadmissibles	21-Day Average (Encounters)	Currently in Custody	Average TIC (HRS)	CBP Processed Complete	UC Transfers/ TOT ERO (Previous Day)	All Other TOT's/ REPATS (Previous Day)	USBP NTA (OR) Released (Previous Day)
CBP Southwest Border	UC	420	0	420	550	972	47	566	454	17	0
	AM (OFO only)	4	2	2	6	4	36	0	0	20	NA
	FMUA	2,122	251	1,871	2,039	3,217	42	674	196	1	771
	Single Adults	3,565	2,713	852	3,795	3,895	96	1,996	293	378	60
	<b>Total Apps</b>	<b>6,111</b>	<b>2,966</b>	<b>3,145</b>	<b>6,391</b>	<b>8,088</b>	<b>67</b>	<b>3,236</b>	<b>943</b>	<b>416</b>	<b>831</b>

Total	Demographic	Encounters (Previous Day)	Title 42	T8 Apprehensions	21-Day Average (Encounters)	Currently in Custody	Average TIC (HRS)	USBP Processed Complete	UC Transfers/ TOT ERO (Previous Day)	All Other TOT's/ REPATS (Previous Day)	USBP NTA (OR) Released (Previous Day)
USBP Southwest Border	UC	419	0	419	542	965	47	566	454	0	0
	FMUA	1,844	251	1,593	1,848	3,115	41	674	144	0	771
	Single Adults	3,385	2,661	724	3,648	3,790	98	1,996	262	0	60
	<b>Total Apps</b>	<b>5,648</b>	<b>2,912</b>	<b>2,736</b>	<b>6,039</b>	<b>7,870</b>	<b>68</b>	<b>3,236</b>	<b>860</b>	<b>0</b>	<b>831</b>

Total	Demographic	Encounters (Previous Day)	Title 42	T8 Inadmissibles	21-Day Average (Encounters)	Currently in Custody	Average TIC (HRS)	OFO Processed Complete	TOT ERO (Previous Day)	All Other TOT's/ REPATS (Previous Day)	N/A
OFO Southwest Border	UAC	1	0	1	8	7	44	0	0	17	
	AM	4	2	2	6	4	36	0	0	20	
	FMUA	278	0	278	191	102	42	0	52	1	
	Single Adults	180	52	128	147	105	44	0	31	378	
	<b>Total Subjects</b>	<b>463</b>	<b>54</b>	<b>409</b>	<b>352</b>	<b>218</b>	<b>43</b>	<b>0</b>	<b>83</b>	<b>416</b>	

Preliminary Data and Subject to Change  
 UNCLASSIFIED//~~FOR OFFICIAL USE ONLY~~//LAW ENFORCEMENT SENSITIVE



U.S. Customs and Border Protection - Southwest Border  
Migration Crisis Action Team  
July 8, 2021



Preliminary Data and Subject to Change

Sector	Capacity	In Custody	% Capacity
BBT	(b)(7)(E)	35	(b)(7)(E)
DRT		1,525	
ELC		406	
EPT		237	
LRT		192	
RGV		3,253	
SDC		626	
TCA		361	
YUM		1,245	
Total		7,870	

Field Office	Capacity	In Custody	% Capacity
EL PASO	(b)(7)(E)	0	(b)(7)(E)
LAREDO		10	
SAN DIEGO		208	
TUCSON		0	
Total		218	

Port of Entry	Capacity	In Custody	% Capacity
BROWNSVILLE, TX (2301)	(b)(7)(E)	(b)(7)(E)	(b)(7)(E)
CALEXICO, CA (2503/2507)			
HIDALGO, TX (2305)			
LAREDO, TX (2304)			
OTAY MESA (2506)			
SAN YSIDRO (2504)			

Central Processing	Capacity	In Custody	% Capacity
TCA/TCC	(b)(7)(E)	84	(b)(7)(E)

\*RGV sector capacity and in-custody numbers include the CPC figures  
\*\*Tucson sector capacity and in-custody numbers include the TCC figures

Soft Sided Facility	Capacity	In Custody	% Capacity
DRT/SSF	(b)(7)(E)	427	(b)(7)(E)
RGV/DNT		1,202	
TCA/TSS		105	
YUM/YSS		775	

Modulars	Capacity	In Custody	% Capacity
EPT/MCPC	(b)(7)(E)	183	(b)(7)(E)

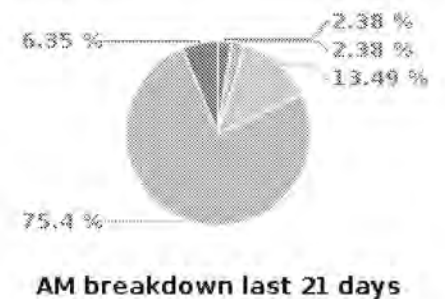
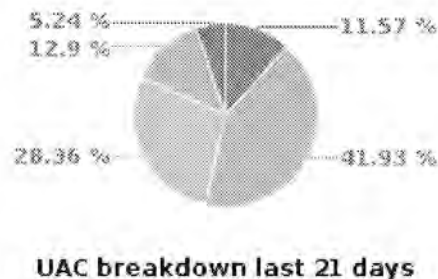
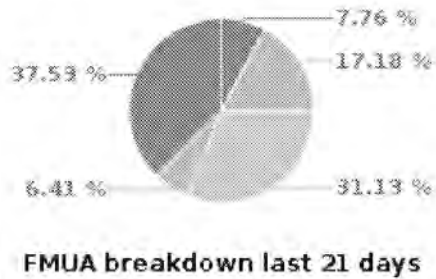
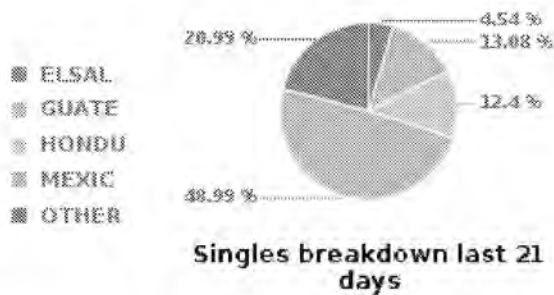
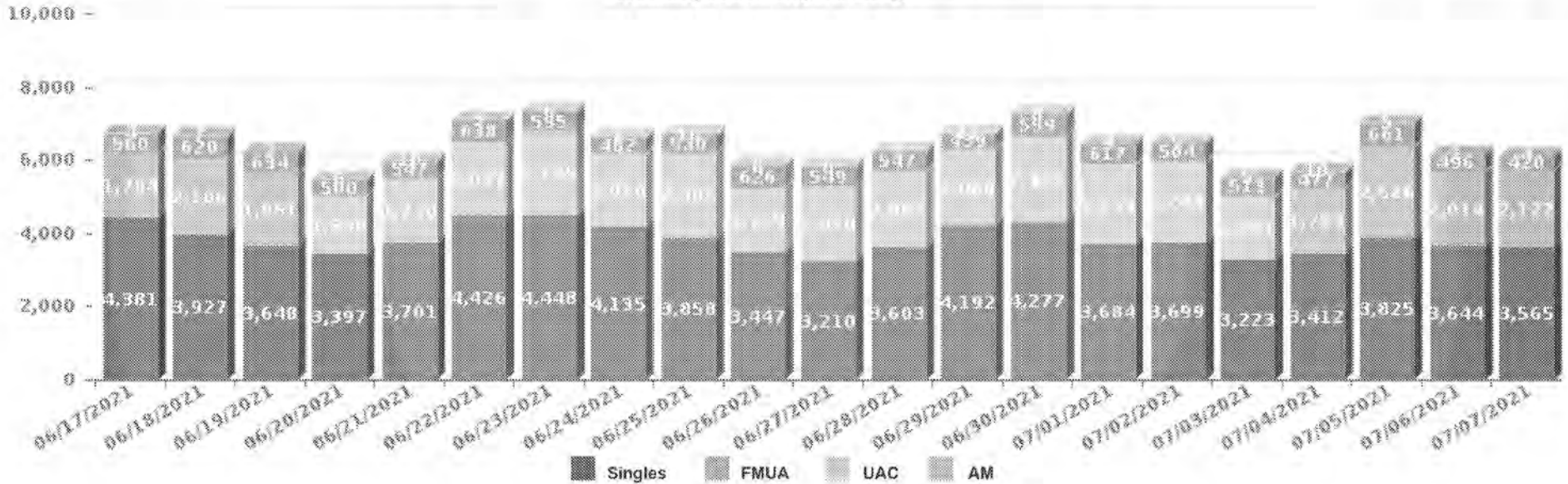
All Soft Sided/Modulars facilities are also reflected within their Sector capacity above.

Preliminary Data and Subject to Change



UNCLASSIFIED//FOR OFFICIAL USE ONLY//LAW ENFORCEMENT SENSITIVE

**U.S. Customs and Border Protection - Southwest Border**  
**Office of Field Operations / U.S. Border Patrol**  
**Migration Crisis Action Team**  
**Total CBP Southwest Border Encounters (UAC/AM/FMUA/Singles)**  
 Preliminary Data and Subject to Change



Preliminary Data and Subject to Change

UNCLASSIFIED//FOR OFFICIAL USE ONLY//LAW ENFORCEMENT SENSITIVE



U.S. Customs and Border Protection - Southwest Border  
 Office of Field Operations / U.S. Border Patrol  
 Migration Crisis Action Team  
 Time in Custody over 72 hours



	UAC			UAC			UAC		
	OFO			USBP			CBP		
	In Custody > 72 hrs	In Custody > 120 hrs	In Custody > 240 hrs	In Custody > 72 hrs	In Custody > 120 hrs	In Custody > 240 hrs	In Custody > 72 hrs	In Custody > 120 hrs	In Custody > 240 hrs
7/2/21	<b>(b)(7)(E)</b>								
7/3/21									
7/4/21									
7/5/21									
7/6/21									
7/7/21									
7/8/21									
Total									

	FMUA			FMUA			FMUA		
	OFO			USBP			CBP		
	In Custody > 72 hrs	In Custody > 120 hrs	In Custody > 240 hrs	In Custody > 72 hrs	In Custody > 120 hrs	In Custody > 240 hrs	In Custody > 72 hrs	In Custody > 120 hrs	In Custody > 240 hrs
7/2/21	<b>(b)(7)(E)</b>								
7/3/21									
7/4/21									
7/5/21									
7/6/21									
7/7/21									
7/8/21									
Total									

	SINGLE ADULTS			SINGLE ADULTS			SINGLE ADULTS		
	OFO			USBP			CBP		
	In Custody > 72 hrs	In Custody > 120 hrs	In Custody > 240 hrs	In Custody > 72 hrs	In Custody > 120 hrs	In Custody > 240 hrs	In Custody > 72 hrs	In Custody > 120 hrs	In Custody > 240 hrs
7/2/21	<b>(b)(7)(E)</b>								
7/3/21									
7/4/21									
7/5/21									
7/6/21									
7/7/21									
7/8/21									
Total									

	AM			AM		
	OFO			CBP		
	In Custody > 72 hrs	In Custody > 120 hrs	In Custody > 240 hrs	In Custody > 72 hrs	In Custody > 120 hrs	In Custody > 240 hrs
7/2/21	<b>(b)(7)(E)</b>					
7/3/21						
7/4/21						
7/5/21						
7/6/21						
7/7/21						
7/8/21						
Total						



U.S. Customs and Border Protection - Southwest Border  
 Office of Field Operations / U.S. Border Patrol  
 Migration Crisis Action Team  
 Time in Custody by Sector/Field Office



Sector	USBP Encounters (Previous Day)						Time in Custody					
	Total	21-Day Average	UAC	AM (OFO only)	FMUA	SA	Total	% Capacity	Average TIC (HRS)	> 72 hours	72-120 hours	> 120 hours
BBT	107	129	4		2	101	35					
DRT	825	985	20		183	622	1,525					
ELC	188	174	10		16	163	406					
EPT	602	694	96		48	658	237					
LRT	178	315	5		3	170	192					
RGV	2,072	2,187	219		1,254	588	3,253					
SDC	595	504	12		127	426	626					
TCA	582	619	42		17	523	351					
YUM	329	432	11		185	133	1,245					
<b>USBP Total</b>	<b>5,648</b>	<b>6,039</b>	<b>419</b>		<b>1,844</b>	<b>3,385</b>	<b>7,870</b>					

**(b)(7)(E)**

Field Office	OFO Encounters (Previous Day)						Time in Custody					
	Total	21-Day Average	UAC	AM (OFO only)	FMUA	SA	Total	% Capacity	Average TIC (HRS)	> 72 hours	72-120 hours	> 120 hours
EL PASO	73	48	0	0	43	30	0					
LAREDO	214	117	1	3	145	58	10					
SAN DIEGO	129	153	0	1	69	59	208					
TUCSON	47	34	0	0	21	26	0					
<b>OFO Total</b>	<b>463</b>	<b>352</b>	<b>1</b>	<b>4</b>	<b>278</b>	<b>180</b>	<b>218</b>					
<b>CBP Total</b>	<b>6,111</b>	<b>6,391</b>	<b>420</b>	<b>4</b>	<b>2,122</b>	<b>3,565</b>	<b>8,088</b>					

**(b)(7)(E)**

Message

From: (b)(6), (b)(7)(C)

Sent: 7/9/2021 9:59:12 AM

To: (b)(6), (b)(7)(C)

(b)(6), (b)(7)(C) DistroList-CBP MCAT  
Team (b)(7)(E)

(b)(7)(E) CBP HQ EOC

(b)(7)(E) CBPSTATS-Team

(b)(6), (b)(7)(C), (b)(7)(E)

(b)(6), (b)(7)(C) FALK, SCOTT K (OCC)

(b)(6), (b)(7)(C) (OCC)

(b)(6), (b)(7)(C) (OCC)

(b)(6), (b)(7)(C)

(OCC) (b)(6), (b)(7)(C)

(b)(6), (b)(7)(C) HIGHSMITH,

ANNMARIE (EAC OT) (b)(6), (b)(7)(C)

(b)(6), (b)(7)(C)

(b)(6), (b)(7)(C) (OCC) (b)(6), (b)(7)(C)

(b)(6), (b)(7)(C) SEAR Reporting (b)(7)(E)

(b)(6), (b)(7)(C), (b)(7)(E)

CC: DHS.JIAG (b)(6)

(b)(6), (b)(7)(C)



**(b)(6), (b)(7)(C)**

**Subject:** CBP MCAT Daily Report – Updated Version\_2021-07-09-05-57-04  
**Attachments:** CBP MCAT Daily Report – Updated Version\_2021-07-09-05-57-04.pdf

Hello,

This report replaces the previous version of the report and has been updated w/T42 expulsions.

Please contact the CBP STAT Division with any questions. Below is the email address:

(b)(7)(E)

If you want the version of the MCAT morning report using the previous logic contact: (b)(7)(E)

(b)(7)(E)

# U.S. Customs and Border Protection Migration Crisis Action Team

July 9, 2021

~~WARNING: This document is designated UNCLASSIFIED//LAW ENFORCEMENT SENSITIVE (U//LES). It may contain information that is exempt from public release under the Freedom of Information Act (5USC552). This document is to be controlled, handled, transmitted, distributed, and disposed of in accordance with DHS policy relating to FOUO information, and is not to be released to the public or to personnel who do not have a valid need to know without prior approval from CBP.~~



Homeland  
Security



UNCLASSIFIED//~~FOR OFFICIAL USE ONLY~~//LAW ENFORCEMENT SENSITIVE

**U.S. Customs and Border Protection - Southwest Border**  
**Office of Field Operations / U.S. Border Patrol**  
**Migration Crisis Action Team**



Data is through: 7/8/2021

Preliminary Data and Subject to Change

Report Run Date: 7/9/2021 5:57:59 AM

Total	Demographic	Encounters (Previous Day)	Title 42	T8 Apprehensions/ Inadmissibles	21-Day Average (Encounters)	Currently in Custody	Average TIC (HRS)	CBP Processed Complete	UC Transfers/ TOT ERO (Previous Day)	All Other TOT's/ REPATS (Previous Day)	USBP NTA (OR) Released (Previous Day)
CBP Southwest Border	UC	479	0	479	550	1,007	31	583	514	14	0
	AM (OFO only)	5	4	1	6	3	41	0	0	27	NA
	FMUA	2,044	266	1,778	2,055	3,384	46	847	183	2	621
	Single Adults	3,511	2,682	829	3,767	3,817	96	1,957	729	389	26
	<b>Total Apps</b>	<b>6,039</b>	<b>2,952</b>	<b>3,087</b>	<b>6,378</b>	<b>8,211</b>	<b>66</b>	<b>3,387</b>	<b>1,426</b>	<b>432</b>	<b>647</b>

Total	Demographic	Encounters (Previous Day)	Title 42	T8 Apprehensions	21-Day Average (Encounters)	Currently in Custody	Average TIC (HRS)	USBP Processed Complete	UC Transfers/ TOT ERO (Previous Day)	All Other TOT's/ REPATS (Previous Day)	USBP NTA (OR) Released (Previous Day)
USBP Southwest Border	UC	472	0	472	543	1,001	32	583	509	0	0
	FMUA	1,799	266	1,533	1,862	3,255	46	847	115	0	621
	Single Adults	3,329	2,609	720	3,617	3,722	98	1,955	681	0	26
	<b>Total Apps</b>	<b>5,600</b>	<b>2,875</b>	<b>2,725</b>	<b>6,023</b>	<b>7,978</b>	<b>66</b>	<b>3,385</b>	<b>1,305</b>	<b>0</b>	<b>647</b>

Total	Demographic	Encounters (Previous Day)	Title 42	T8 Inadmissibles	21-Day Average (Encounters)	Currently in Custody	Average TIC (HRS)	OFO Processed Complete	TOT ERO (Previous Day)	All Other TOT's/ REPATS (Previous Day)	N/A
OFO Southwest Border	UAC	7	0	7	7	6	12	0	5	14	
	AM	5	4	1	6	3	41	0	0	27	
	FMUA	245	0	245	193	129	50	0	68	2	
	Single Adults	182	73	109	150	95	46	2	48	389	
	<b>Total Subjects</b>	<b>439</b>	<b>77</b>	<b>362</b>	<b>355</b>	<b>233</b>	<b>47</b>	<b>2</b>	<b>121</b>	<b>432</b>	

Preliminary Data and Subject to Change  
 UNCLASSIFIED//~~FOR OFFICIAL USE ONLY~~//LAW ENFORCEMENT SENSITIVE



U.S. Customs and Border Protection - Southwest Border  
Migration Crisis Action Team  
July 9, 2021



Preliminary Data and Subject to Change

Sector	Capacity	In Custody	% Capacity
BBT	(b)(7)(E)	33	(b)(7)(E)
DRT		1,477	
ELC		368	
EPT		202	
LRT		149	
RGV		3,273	
SDC		649	
TCA		456	
YUM		1,371	
Total		7,978	

Field Office	Capacity	In Custody	% Capacity
EL PASO	(b)(7)(E)	0	(b)(7)(E)
LAREDO		4	
SAN DIEGO		218	
TUCSON		11	
Total		233	

Port of Entry	Capacity	In Custody	% Capacity
BROWNSVILLE, TX (2301)	(b)(7)(E)	(b)(7)(E)	(b)(7)(E)
DOUGLAS, AZ (2601)			
LAREDO, TX (2304)			
NACO, AZ (2603)			
NOGALES, AZ (2604)			
OTAY MESA (2506)			
SAN LUIS, AZ (2608)			
SAN YSIDRO (2504)			

Central Processing	Capacity	In Custody	% Capacity
TCA/TCC	(b)(7)(E)	71	(b)(7)(E)

\*RGV sector capacity and in-custody numbers include the CPC figures  
\*\*Tucson sector capacity and in-custody numbers include the TCC figures

Soft Sided Facility	Capacity	In Custody	% Capacity
DRT/SSF	(b)(7)(E)	474	(b)(7)(E)
RGV/DNT		1,131	
TCA/TSS		202	
YUM/YSS		904	

Modulars	Capacity	In Custody	% Capacity
EPT/MCPC	(b)(7)(E)	165	(b)(7)(E)

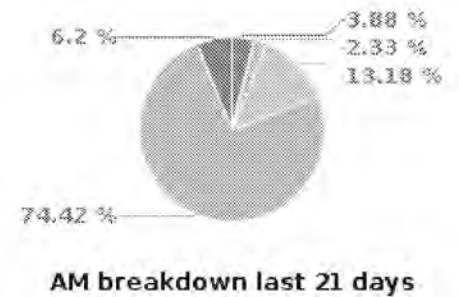
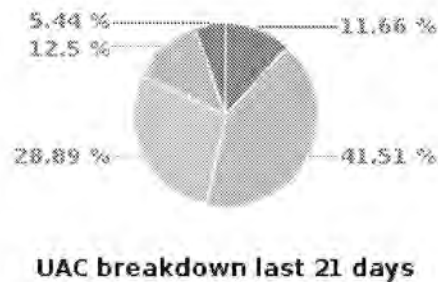
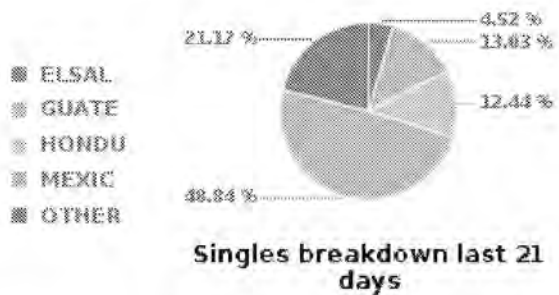
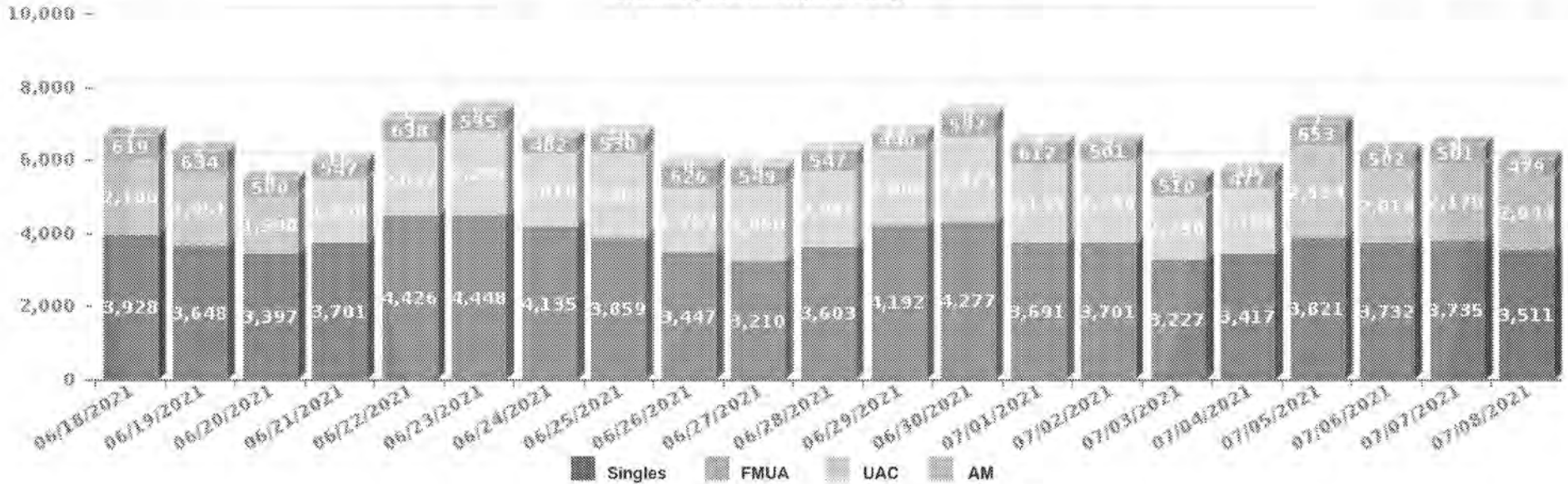
All Soft Sided/Modulars facilities are also reflected within their Sector capacity above.

Preliminary Data and Subject to Change



UNCLASSIFIED//FOR OFFICIAL USE ONLY//LAW ENFORCEMENT SENSITIVE

**U.S. Customs and Border Protection - Southwest Border**  
**Office of Field Operations / U.S. Border Patrol**  
**Migration Crisis Action Team**  
**Total CBP Southwest Border Encounters (UAC/AM/FMUA/Singles)**  
 Preliminary Data and Subject to Change



Preliminary Data and Subject to Change

UNCLASSIFIED//FOR OFFICIAL USE ONLY//LAW ENFORCEMENT SENSITIVE



U.S. Customs and Border Protection - Southwest Border  
 Office of Field Operations / U.S. Border Patrol  
 Migration Crisis Action Team  
 Time in Custody over 72 hours



	UAC			UAC			UAC		
	OFO			USBP			CBP		
	In Custody > 72 hrs	In Custody > 120 hrs	In Custody > 240 hrs	In Custody > 72 hrs	In Custody > 120 hrs	In Custody > 240 hrs	In Custody > 72 hrs	In Custody > 120 hrs	In Custody > 240 hrs
7/3/21	<b>(b)(7)(E)</b>								
7/4/21									
7/5/21									
7/6/21									
7/7/21									
7/8/21									
7/9/21									
Total									

	FMUA			FMUA			FMUA		
	OFO			USBP			CBP		
	In Custody > 72 hrs	In Custody > 120 hrs	In Custody > 240 hrs	In Custody > 72 hrs	In Custody > 120 hrs	In Custody > 240 hrs	In Custody > 72 hrs	In Custody > 120 hrs	In Custody > 240 hrs
7/3/21	<b>(b)(7)(E)</b>								
7/4/21									
7/5/21									
7/6/21									
7/7/21									
7/8/21									
7/9/21									
Total									

	SINGLE ADULTS			SINGLE ADULTS			SINGLE ADULTS		
	OFO			USBP			CBP		
	In Custody > 72 hrs	In Custody > 120 hrs	In Custody > 240 hrs	In Custody > 72 hrs	In Custody > 120 hrs	In Custody > 240 hrs	In Custody > 72 hrs	In Custody > 120 hrs	In Custody > 240 hrs
7/3/21	<b>(b)(7)(E)</b>								
7/4/21									
7/5/21									
7/6/21									
7/7/21									
7/8/21									
7/9/21									
Total									

	AM			AM		
	OFO			CBP		
	In Custody > 72 hrs	In Custody > 120 hrs	In Custody > 240 hrs	In Custody > 72 hrs	In Custody > 120 hrs	In Custody > 240 hrs
7/3/21	<b>(b)(7)(E)</b>					
7/4/21						
7/5/21						
7/6/21						
7/7/21						
7/8/21						
7/9/21						
Total						



U.S. Customs and Border Protection - Southwest Border  
Office of Field Operations / U.S. Border Patrol  
Migration Crisis Action Team  
Time in Custody by Sector/Field Office



Sector	USBP Encounters (Previous Day)						Time in Custody					
	Total	21-Day Average	UAC	AM (OFO only)	FMUA	SA	Total	% Capacity	Average TIC (HRS)	> 72 hours	72-120 hours	> 120 hours
BBT	120	126	5		0	115	33					
DRT	965	989	28		238	696	1,477					
ELC	180	174	5		12	163	388					
EPT	700	684	81		51	568	202					
LRT	180	302	10		3	167	149					
RGV	2,123	2,202	262		1,157	704	3,273					
SDC	493	593	7		108	378	649					
TCA	513	613	51		17	445	456					
YUM	325	429	23		213	90	1,371					
<b>USBP Total</b>	<b>5,600</b>	<b>6,023</b>	<b>472</b>		<b>1,799</b>	<b>3,329</b>	<b>7,978</b>					

**(b)(7)(E)**

Field Office	OFO Encounters (Previous Day)						Time in Custody					
	Total	21-Day Average	UAC	AM (OFO only)	FMUA	SA	Total	% Capacity	Average TIC (HRS)	> 72 hours	72-120 hours	> 120 hours
EL PASO	48	48	0	0	30	18	0					
LAREDO	165	119	3	4	99	69	4					
SAN DIEGO	181	154	2	1	93	85	218					
TUCSON	45	34	2	0	23	20	11					
<b>OFO Total</b>	<b>439</b>	<b>355</b>	<b>7</b>	<b>5</b>	<b>245</b>	<b>182</b>	<b>233</b>					
<b>CBP Total</b>	<b>6,039</b>	<b>6,378</b>	<b>479</b>	<b>5</b>	<b>2,044</b>	<b>3,511</b>	<b>8,211</b>					

**(b)(7)(E)**

Message

From: (b)(6), (b)(7)(C)  
Sent: 7/27/2021 9:59:40 AM  
To: (b)(6), (b)(7)(C) DistroList-CBP MCAT  
Team: (b)(7)(E) CBP HQ EOC  
(b)(7)(E) CBPSTATS-Team  
(b)(6), (b)(7)(C), (b)(7)(E)  
(b)(6), (b)(7)(C) FALK, SCOTT K (OCC)  
(b)(6), (b)(7)(C) (OCC)  
(b)(6), (b)(7)(C) (OCC)  
(b)(6), (b)(7)(C)  
(OCC) (b)(6), (b)(7)(C)  
(b)(6), (b)(7)(C) HIGHSMITH,  
ANNMARIE (EAC OT) (b)(6), (b)(7)(C)  
(b)(6), (b)(7)(C)  
(b)(6), (b)(7)(C) (OCC) (b)(6), (b)(7)(C)  
(b)(6), (b)(7)(C) SEAR Reporting (b)(7)(E)

**(b)(6), (b)(7)(C), (b)(7)(E)**

CC: DHS.JIAG (b)(6)

**(b)(6), (b)(7)(C)**



**(b)(6), (b)(7)(C)**

**Subject:** CBP MCAT Daily Report – Updated Version\_2021-07-27-05-57-03  
**Attachments:** CBP MCAT Daily Report – Updated Version\_2021-07-27-05-57-03.pdf

Hello,

This report replaces the previous version of the report and has been updated w/T42 expulsions.

Please contact the CBP STAT Division with any questions. Below is the email address:

(b)(7)(E)

If you want the version of the MCAT morning report using the previous logic contact: (b)(7)(E)

(b)(7)(E)

# U.S. Customs and Border Protection Migration Crisis Action Team

**July 27, 2021**

~~WARNING: This document is designated UNCLASSIFIED//LAW ENFORCEMENT SENSITIVE (U//LES). It may contain information that is exempt from public release under the Freedom of Information Act (5USC552). This document is to be controlled, handled, transmitted, distributed, and disposed of in accordance with DHS policy relating to FOUO information, and is not to be released to the public or to personnel who do not have a valid need to know without prior approval from CBP.~~



**Homeland  
Security**



UNCLASSIFIED//~~FOR OFFICIAL USE ONLY~~//LAW ENFORCEMENT SENSITIVE

**U.S. Customs and Border Protection - Southwest Border**  
**Office of Field Operations / U.S. Border Patrol**  
**Migration Crisis Action Team**



Data is through: 7/26/2021

Preliminary Data and Subject to Change

Report Run Date: 7/27/2021 5:59:03 AM

Total	Demographic	Encounters (Previous Day)	Title 42	T8 Apprehensions/ Inadmissibles	21-Day Average (Encounters)	Currently in Custody	Average TIC (HRS)	CBP Processed Complete	UC Transfers/ TOT ERO (Previous Day)	All Other TOT's/ REPATS (Previous Day)	USBP NTA (OR) Released (Previous Day)
CBP Southwest Border	UC	392	0	392	581	1,708	55	625	478	18	0
	AM (OFO only)	10	4	6	5	3	26	0	0	33	NA
	FMUA	2,184	129	2,055	2,575	7,123	61	1,877	202	0	1,126
	Single Adults	2,688	1,914	774	3,484	5,163	101	1,598	433	333	114
	<b>Total Apps</b>	<b>5,274</b>	<b>2,047</b>	<b>3,227</b>	<b>6,645</b>	<b>13,997</b>	<b>74</b>	<b>4,100</b>	<b>1,113</b>	<b>384</b>	<b>1,240</b>

Total	Demographic	Encounters (Previous Day)	Title 42	T8 Apprehensions	21-Day Average (Encounters)	Currently in Custody	Average TIC (HRS)	USBP Processed Complete	UC Transfers/ TOT ERO (Previous Day)	All Other TOT's/ REPATS (Previous Day)	USBP NTA (OR) Released (Previous Day)
USBP Southwest Border	UC	387	0	387	571	1,702	55	625	471	0	0
	FMUA	1,961	129	1,832	2,345	7,017	61	1,874	107	0	1,126
	Single Adults	2,505	1,867	638	3,316	5,054	102	1,598	404	0	114
	<b>Total Apps</b>	<b>4,853</b>	<b>1,996</b>	<b>2,857</b>	<b>6,233</b>	<b>13,773</b>	<b>74</b>	<b>4,097</b>	<b>982</b>	<b>0</b>	<b>1,240</b>

Total	Demographic	Encounters (Previous Day)	Title 42	T8 Inadmissibles	21-Day Average (Encounters)	Currently in Custody	Average TIC (HRS)	OFO Processed Complete	TOT ERO (Previous Day)	All Other TOT's/ REPATS (Previous Day)	N/A
OFO Southwest Border	UAC	5	0	5	9	6	45	0	7	18	
	AM	10	4	6	5	3	26	0	0	33	
	FMUA	223	0	223	230	106	72	3	95	0	
	Single Adults	183	47	136	188	109	48	0	29	333	
	<b>Total Subjects</b>	<b>421</b>	<b>51</b>	<b>370</b>	<b>412</b>	<b>224</b>	<b>59</b>	<b>3</b>	<b>131</b>	<b>384</b>	

Preliminary Data and Subject to Change  
 UNCLASSIFIED//~~FOR OFFICIAL USE ONLY~~//LAW ENFORCEMENT SENSITIVE



U.S. Customs and Border Protection - Southwest Border  
Migration Crisis Action Team  
July 27, 2021



Preliminary Data and Subject to Change

Sector	Capacity	In Custody	% Capacity
BBT	(b)(7)(E)	13	(b)(7)(E)
DRT		2,554	
ELC		224	
EPT		1,509	
LRT		115	
RGV		6,574	
SDC		596	
TCA		204	
YUM		1,984	
Total		13,773	

Central Processing	Capacity	In Custody	% Capacity
TCA/TCC	(b)(7)(E)	57	(b)(7)(E)

\*RGV sector capacity and in-custody numbers include the CFC figures  
\*\*Tucson sector capacity and in-custody numbers include the TCC figures

Soft Sided Facility	Capacity	In Custody	% Capacity
DRT/SSF	(b)(7)(E)	1,159	(b)(7)(E)
RGV/DNT		4,347	
TCA/TSS		34	
YUM/YSS		1,382	

Modulars	Capacity	In Custody	% Capacity
EPT/MCPC	(b)(7)(E)	1,386	(b)(7)(E)

All Soft Sided/Modulars facilities are also reflected within their Sector capacity above.

Field Office	Capacity	In Custody	% Capacity
EL PASO	(b)(7)(E)	5	(b)(7)(E)
LAREDO		8	
SAN DIEGO		209	
TUCSON		2	
Total		224	

Port of Entry	Capacity	In Custody	% Capacity
BROWNSVILLE, TX (2301)	(b)(7)(E)		
CALEXICO, CA (2503/2507)			
DOUGLAS, AZ (2601)			
EAGLE PASS, TX (2303)			
EL PASO, TX (2402)			
HIDALGO, TX (2305)			
LAREDO, TX (2304)			
NOGALES, AZ (2604)			
QTAY MESA (2506)			
SAN YSIDRO (2504)			


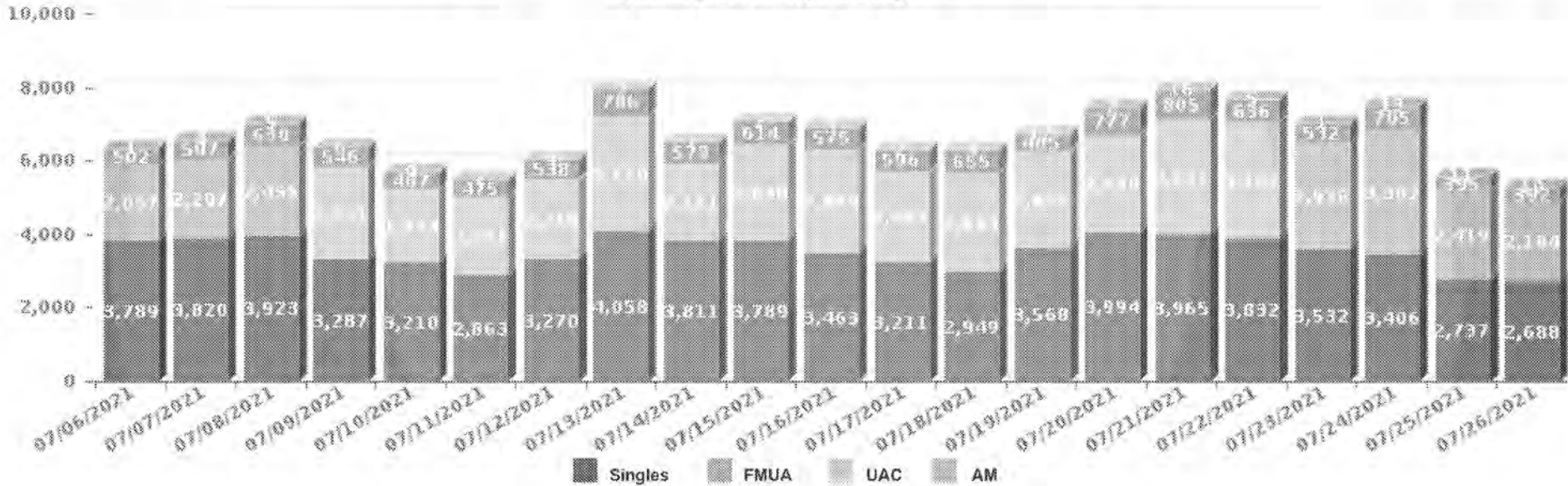
Preliminary Data and Subject to Change



UNCLASSIFIED//~~FOR OFFICIAL USE ONLY~~//LAW ENFORCEMENT SENSITIVE



**U.S. Customs and Border Protection - Southwest Border**  
**Office of Field Operations / U.S. Border Patrol**  
**Migration Crisis Action Team**  
**Total CBP Southwest Border Encounters (UAC/AM/FMUA/Singles)**  
 Preliminary Data and Subject to Change



Preliminary Data and Subject to Change  
 UNCLASSIFIED//~~FOR OFFICIAL USE ONLY~~//LAW ENFORCEMENT SENSITIVE



U.S. Customs and Border Protection - Southwest Border  
 Office of Field Operations / U.S. Border Patrol  
 Migration Crisis Action Team  
 Time in Custody over 72 hours



	UAC			UAC			UAC		
	OFO			USBP			CBP		
	In Custody > 72 hrs	In Custody > 120 hrs	In Custody > 240 hrs	In Custody > 72 hrs	In Custody > 120 hrs	In Custody > 240 hrs	In Custody > 72 hrs	In Custody > 120 hrs	In Custody > 240 hrs
7/21/21	<b>(b)(7)(E)</b>								
7/22/21									
7/23/21									
7/24/21									
7/25/21									
7/26/21									
7/27/21									
Total									

	FMUA			FMUA			FMUA		
	OFO			USBP			CBP		
	In Custody > 72 hrs	In Custody > 120 hrs	In Custody > 240 hrs	In Custody > 72 hrs	In Custody > 120 hrs	In Custody > 240 hrs	In Custody > 72 hrs	In Custody > 120 hrs	In Custody > 240 hrs
7/21/21	<b>(b)(7)(E)</b>								
7/22/21									
7/23/21									
7/24/21									
7/25/21									
7/26/21									
7/27/21									
Total									

	SINGLE ADULTS			SINGLE ADULTS			SINGLE ADULTS		
	OFO			USBP			CBP		
	In Custody > 72 hrs	In Custody > 120 hrs	In Custody > 240 hrs	In Custody > 72 hrs	In Custody > 120 hrs	In Custody > 240 hrs	In Custody > 72 hrs	In Custody > 120 hrs	In Custody > 240 hrs
7/21/21	<b>(b)(7)(E)</b>								
7/22/21									
7/23/21									
7/24/21									
7/25/21									
7/26/21									
7/27/21									
Total									

	AM			AM		
	OFO			CBP		
	In Custody > 72 hrs	In Custody > 120 hrs	In Custody > 240 hrs	In Custody > 72 hrs	In Custody > 120 hrs	In Custody > 240 hrs
7/21/21	<b>(b)(7)(E)</b>					
7/22/21						
7/23/21						
7/24/21						
7/25/21						
7/26/21						
7/27/21						
Total						



U.S. Customs and Border Protection - Southwest Border  
 Office of Field Operations / U.S. Border Patrol  
 Migration Crisis Action Team  
 Time in Custody by Sector/Field Office



Sector	USBP Encounters (Previous Day)						Time in Custody					
	Total	21-Day Average	UAC	AM (OFO only)	FMUA	SA	Total	% Capacity	Average TIC (HRS)	> 72 hours	72-120 hours	> 120 hours
BBT	33	118	1		0	32	13					
DRT	1,115	1,048	26		445	643	2,554					
ELC	158	171	8		11	139	224					
EPT	478	649	61		56	358	1,509					
LRT	136	264	7		2	127	116					
RGV	1,837	2,479	237		1,143	457	6,874					
SDC	421	495	5		112	303	596					
TCA	335	860	30		7	298	204					
YUM	342	449	11		184	147	1,984					
<b>USBP Total</b>	<b>4,853</b>	<b>6,233</b>	<b>387</b>		<b>1,961</b>	<b>2,505</b>	<b>13,773</b>					

**(b)(7)(E)**

Field Office	OFO Encounters (Previous Day)						Time in Custody					
	Total	21-Day Average	UAC	AM (OFO only)	FMUA	SA	Total	% Capacity	Average TIC (HRS)	> 72 hours	72-120 hours	> 120 hours
EL PASO	65	49	2	0	31	32	5					
LAREDO	214	164	0	5	124	65	6					
SAN DIEGO	88	160	2	4	32	50	209					
TUCSON	54	39	1	1	35	16	2					
<b>OFO Total</b>	<b>421</b>	<b>412</b>	<b>5</b>	<b>10</b>	<b>223</b>	<b>183</b>	<b>224</b>					
<b>CBP Total</b>	<b>5,274</b>	<b>6,645</b>	<b>392</b>	<b>10</b>	<b>2,184</b>	<b>2,688</b>	<b>13,997</b>					

**(b)(7)(E)**

Message

**From:** (b)(6), (b)(7)(C)

**Sent:** 7/30/2021 9:58:56 AM

**To:** (b)(6), (b)(7)(C) DistroList-CBP MCAT  
(b)(6), (b)(7)(C)  
Team: (b)(7)(E) CBP HQ EOC  
(b)(7)(E) CBPSTATS-Team  
(b)(6), (b)(7)(C), (b)(7)(E)  
(b)(6), (b)(7)(C) FALK, SCOTT K (OCC)  
(b)(6), (b)(7)(C) (OCC)  
(b)(6), (b)(7)(C) (OCC)  
(b)(6), (b)(7)(C)  
(OCC) (b)(6), (b)(7)(C)  
(b)(6), (b)(7)(C) HIGHSMITH,  
ANNMARIE (EAC OT) (b)(6), (b)(7)(C)  
(b)(6), (b)(7)(C)  
(b)(6), (b)(7)(C) (OCC) (b)(6), (b)(7)(C)  
(b)(6), (b)(7)(C) SEAR Reporting (b)(7)(E)

**(b)(6), (b)(7)(C), (b)(7)(E)**

**CC:** DHS.JIAG (b)(6)

**(b)(6), (b)(7)(C)**



**(b)(6), (b)(7)(C)**

**Subject:** CBP MCAT Daily Report – Updated Version\_2021-07-30-05-57-02  
**Attachments:** CBP MCAT Daily Report – Updated Version\_2021-07-30-05-57-02.pdf

Hello,

This report replaces the previous version of the report and has been updated w/T42 expulsions.

Please contact the CBP STAT Division with any questions. Below is the email address:

(b)(7)(E)

If you want the version of the MCAT morning report using the previous logic contact: (b)(7)(E)

(b)(7)(E)

# U.S. Customs and Border Protection Migration Crisis Action Team

July 30, 2021

~~WARNING: This document is designated UNCLASSIFIED//LAW ENFORCEMENT SENSITIVE (U//LES). It may contain information that is exempt from public release under the Freedom of Information Act (5USC552). This document is to be controlled, handled, transmitted, distributed, and disposed of in accordance with DHS policy relating to FOUO information, and is not to be released to the public or to personnel who do not have a valid need to know without prior approval from CBP.~~



Homeland  
Security



UNCLASSIFIED//~~FOR OFFICIAL USE ONLY~~//LAW ENFORCEMENT SENSITIVE

**U.S. Customs and Border Protection - Southwest Border**  
**Office of Field Operations / U.S. Border Patrol**  
**Migration Crisis Action Team**



Data is through: 7/29/2021

Preliminary Data and Subject to Change

Report Run Date: 7/30/2021 5:58:08 AM

Total	Demographic	Encounters (Previous Day)	Title 42	T8 Apprehensions/ Inadmissibles	21-Day Average (Encounters)	Currently in Custody	Average TIC (HRS)	CBP Processed Complete	UC Transfers/ TOT ERO (Previous Day)	All Other TOT's/ REPATS (Previous Day)	USBP NTA (OR) Released (Previous Day)
CBP Southwest Border	UC	711	0	711	626	2,288	49	878	688	33	0
	AM (OFO only)	15	14	1	10	3	12	0	0	73	NA
	FMUA	2,581	221	2,360	2,745	9,196	62	1,894	323	3	1,030
	Single Adults	3,731	2,708	1,023	3,513	4,446	93	1,282	727	410	236
	<b>Total Apps</b>	<b>7,038</b>	<b>2,943</b>	<b>4,095</b>	<b>6,894</b>	<b>15,933</b>	<b>68</b>	<b>4,054</b>	<b>1,738</b>	<b>519</b>	<b>1,266</b>

Total	Demographic	Encounters (Previous Day)	Title 42	T8 Apprehensions	21-Day Average (Encounters)	Currently in Custody	Average TIC (HRS)	USBP Processed Complete	UC Transfers/ TOT ERO (Previous Day)	All Other TOT's/ REPATS (Previous Day)	USBP NTA (OR) Released (Previous Day)
USBP Southwest Border	UC	706	0	706	616	2,283	49	878	680	0	0
	FMUA	2,338	221	2,117	2,516	9,097	62	1,894	306	0	1,030
	Single Adults	3,509	2,649	860	3,339	4,354	94	1,282	659	0	236
	<b>Total Apps</b>	<b>6,553</b>	<b>2,870</b>	<b>3,683</b>	<b>6,471</b>	<b>15,734</b>	<b>68</b>	<b>4,054</b>	<b>1,645</b>	<b>0</b>	<b>1,266</b>

Total	Demographic	Encounters (Previous Day)	Title 42	T8 Inadmissibles	21-Day Average (Encounters)	Currently in Custody	Average TIC (HRS)	OFO Processed Complete	TOT ERO (Previous Day)	All Other TOT's/ REPATS (Previous Day)	N/A
OFO Southwest Border	UAC	5	0	5	10	5	32	0	8	33	
	AM	15	14	1	10	3	12	0	0	73	
	FMUA	243	0	243	229	99	98	0	17	3	
	Single Adults	222	59	163	175	92	42	0	68	410	
	<b>Total Subjects</b>	<b>485</b>	<b>73</b>	<b>412</b>	<b>424</b>	<b>199</b>	<b>69</b>	<b>0</b>	<b>93</b>	<b>519</b>	

Preliminary Data and Subject to Change  
 UNCLASSIFIED//~~FOR OFFICIAL USE ONLY~~//LAW ENFORCEMENT SENSITIVE



U.S. Customs and Border Protection - Southwest Border  
Migration Crisis Action Team  
July 30, 2021



Preliminary Data and Subject to Change

Sector	Capacity	In Custody	% Capacity
BBT	(b)(7)(E)	31	(b)(7)(E)
DRT		2,326	
ELC		172	
EPT		709	
LRT		115	
RGV		9,375	
SDC		550	
TCA		496	
YUM		1,960	
Total		16,734	

Field Office	Capacity	In Custody	% Capacity
EL PASO	(b)(7)(E)	12	(b)(7)(E)
LAREDO		3	
SAN DIEGO		182	
TUCSON		2	
Total		199	

Port of Entry	Capacity	In Custody	% Capacity
CALEXICO, CA (2503/2507)	(b)(7)(E)		
EAGLE PASS, TX (2303)			
EL PASO, TX (2402)			
LAREDO, TX (2304)			
LUKEVILLE, AZ (2602)			
OTAY MESA (2506)			
SAN YSIDRO (2504)			
YSLETA (2401)			

Central Processing	Capacity	In Custody	% Capacity
TCA/TCC	(b)(7)(E)	62	(b)(7)(E)

\*RGV sector capacity and in-custody numbers include the CPC figures  
\*\*Tucson sector capacity and in-custody numbers include the TCC figures

Soft Sided Facility	Capacity	In Custody	% Capacity
DRT/SSF	(b)(7)(E)	1,140	(b)(7)(E)
RGV/DHF		3	
RGV/DNT		4,762	
TCA/TSS		277	
YUM/YSS		1,509	

Modulars	Capacity	In Custody	% Capacity
EPT/MCPC	(b)(7)(E)	621	(b)(7)(E)

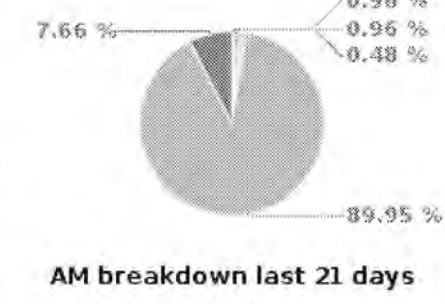
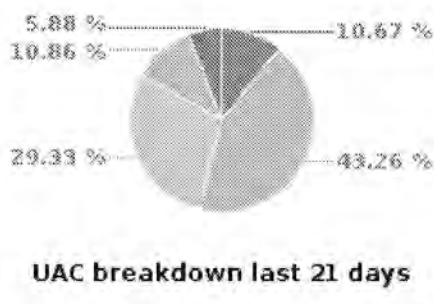
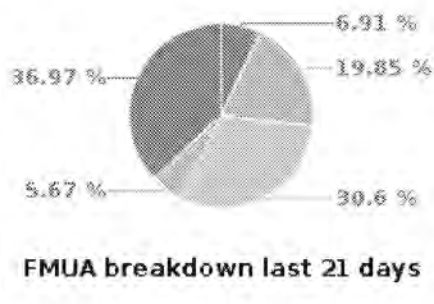
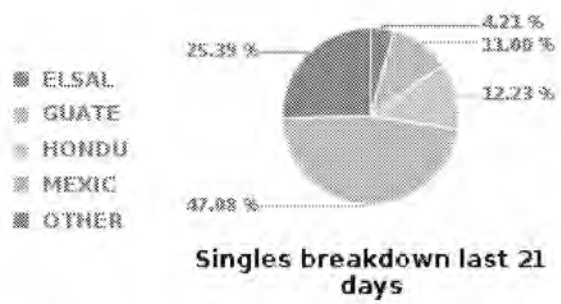
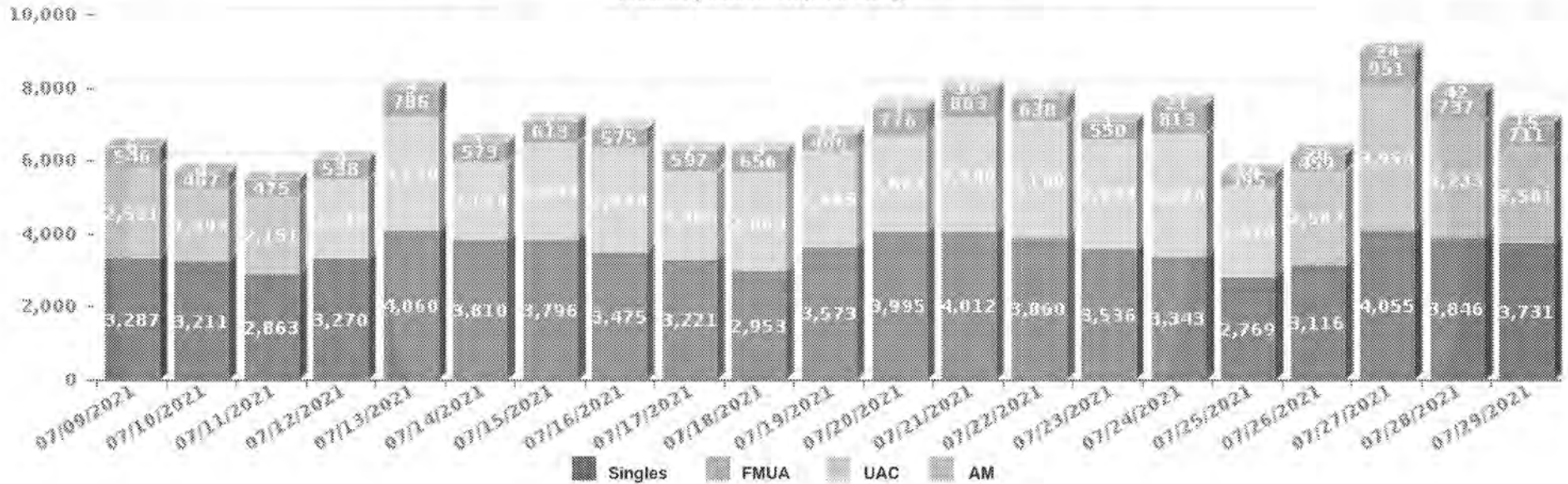
All Soft Sided/Modulars facilities are also reflected within their Sector capacity above

Preliminary Data and Subject to Change



UNCLASSIFIED//FOR OFFICIAL USE ONLY//LAW ENFORCEMENT SENSITIVE

**U.S. Customs and Border Protection - Southwest Border**  
**Office of Field Operations / U.S. Border Patrol**  
**Migration Crisis Action Team**  
**Total CBP Southwest Border Encounters (UAC/AM/FMUA/Singles)**  
 Preliminary Data and Subject to Change



Preliminary Data and Subject to Change  
 UNCLASSIFIED//FOR OFFICIAL USE ONLY//LAW ENFORCEMENT SENSITIVE



U.S. Customs and Border Protection - Southwest Border  
 Office of Field Operations / U.S. Border Patrol  
 Migration Crisis Action Team  
 Time in Custody over 72 hours



	UAC			UAC			UAC		
	OFO			USBP			CBP		
	In Custody > 72 hrs	In Custody > 120 hrs	In Custody > 240 hrs	In Custody > 72 hrs	In Custody > 120 hrs	In Custody > 240 hrs	In Custody > 72 hrs	In Custody > 120 hrs	In Custody > 240 hrs
7/24/21	<b>(b)(7)(E)</b>								
7/25/21									
7/26/21									
7/27/21									
7/28/21									
7/29/21									
7/30/21									
Total									

	FMUA			FMUA			FMUA		
	OFO			USBP			CBP		
	In Custody > 72 hrs	In Custody > 120 hrs	In Custody > 240 hrs	In Custody > 72 hrs	In Custody > 120 hrs	In Custody > 240 hrs	In Custody > 72 hrs	In Custody > 120 hrs	In Custody > 240 hrs
7/24/21	<b>(b)(7)(E)</b>								
7/25/21									
7/26/21									
7/27/21									
7/28/21									
7/29/21									
7/30/21									
Total									

	SINGLE ADULTS			SINGLE ADULTS			SINGLE ADULTS		
	OFO			USBP			CBP		
	In Custody > 72 hrs	In Custody > 120 hrs	In Custody > 240 hrs	In Custody > 72 hrs	In Custody > 120 hrs	In Custody > 240 hrs	In Custody > 72 hrs	In Custody > 120 hrs	In Custody > 240 hrs
7/24/21	<b>(b)(7)(E)</b>								
7/25/21									
7/26/21									
7/27/21									
7/28/21									
7/29/21									
7/30/21									
Total									

	AM			AM		
	OFO			CBP		
	In Custody > 72 hrs	In Custody > 120 hrs	In Custody > 240 hrs	In Custody > 72 hrs	In Custody > 120 hrs	In Custody > 240 hrs
7/24/21	<b>(b)(7)(E)</b>					
7/25/21						
7/26/21						
7/27/21						
7/28/21						
7/29/21						
7/30/21						
Total						



U.S. Customs and Border Protection - Southwest Border  
 Office of Field Operations / U.S. Border Patrol  
 Migration Crisis Action Team  
 Time in Custody by Sector/Field Office



Sector	USBP Encounters (Previous Day)						Time in Custody					
	Total	21-Day Average	UAC	AM (OFO only)	FMUA	SA	Total	% Capacity	Average TIC (HRS)	> 72 hours	72-120 hours	> 120 hours
BBT	62	117	0		0	62	31					
DRT	1,193	1,099	29		437	727	2,326					
ELC	125	162	8		12	107	172					
EPT	745	684	115		59	571	799					
LRT	266	274	12		9	245	115					
RGV	2,632	2,636	456		1,376	800	9,375					
SDC	464	485	14		101	349	550					
TCA	574	571	61		56	457	496					
YUM	492	465	13		288	191	1,960					
<b>USBP Total</b>	<b>6,553</b>	<b>6,471</b>	<b>706</b>		<b>2,338</b>	<b>3,509</b>	<b>15,734</b>					

**(b)(7)(E)**

Field Office	OFO Encounters (Previous Day)						Time in Custody					
	Total	21-Day Average	UAC	AM (OFO only)	FMUA	SA	Total	% Capacity	Average TIC (HRS)	> 72 hours	72-120 hours	> 120 hours
EL PASO	60	49	1	0	30	29	12					
LAREDO	204	166	0	3	125	76	3					
SAN DIEGO	161	168	4	12	52	93	182					
TUCSON	60	41	0	0	36	24	2					
<b>OFO Total</b>	<b>485</b>	<b>424</b>	<b>5</b>	<b>15</b>	<b>243</b>	<b>222</b>	<b>199</b>					
<b>CBP Total</b>	<b>7,038</b>	<b>6,894</b>	<b>711</b>	<b>15</b>	<b>2,581</b>	<b>3,731</b>	<b>15,933</b>					

**(b)(7)(E)**

Message

From: (b)(6), (b)(7)(C)  
Sent: 7/28/2021 9:59:34 AM  
To: (b)(6), (b)(7)(C) DistroList-CBP MCAT  
Team: (b)(7)(E) CBP HQ EOC  
(b)(7)(E) CBPSTATS-Team  
**(b)(6), (b)(7)(C), (b)(7)(E)**  
(b)(6), (b)(7)(C) FALK, SCOTT K (OCC)  
**(b)(6), (b)(7)(C)** (OCC)  
**(b)(6), (b)(7)(C)** (OCC)  
**(b)(6), (b)(7)(C)**  
(OCC) (b)(6), (b)(7)(C)  
(b)(6), (b)(7)(C) HIGHSMITH,  
ANNMARIE (EAC OT) (b)(6), (b)(7)(C)  
(b)(6), (b)(7)(C)  
(b)(6), (b)(7)(C) (OCC) (b)(6), (b)(7)(C)  
(b)(6), (b)(7)(C) SEAR Reporting (b)(7)(E)

**(b)(6), (b)(7)(C), (b)(7)(E)**

CC: DHS.JIAG (b)(6)

**(b)(6), (b)(7)(C)**



**(b)(6), (b)(7)(C)**

**Subject:** CBP MCAT Daily Report – Updated Version\_2021-07-28-05-57-15

**Attachments:** CBP MCAT Daily Report – Updated Version\_2021-07-28-05-57-15.pdf

Hello,

This report replaces the previous version of the report and has been updated w/T42 expulsions.

Please contact the CBP STAT Division with any questions. Below is the email address:

(b)(7)(E)

If you want the version of the MCAT morning report using the previous logic contact: (b)(7)(E)

(b)(7)(E)

# U.S. Customs and Border Protection Migration Crisis Action Team

**July 28, 2021**

~~WARNING: This document is designated UNCLASSIFIED//LAW ENFORCEMENT SENSITIVE (U//LES). It may contain information that is exempt from public release under the Freedom of Information Act (5USC552). This document is to be controlled, handled, transmitted, distributed, and disposed of in accordance with DHS policy relating to FOUO information, and is not to be released to the public or to personnel who do not have a valid need to know without prior approval from CBP.~~



**Homeland  
Security**



UNCLASSIFIED//FOR OFFICIAL USE ONLY//LAW ENFORCEMENT SENSITIVE

**U.S. Customs and Border Protection - Southwest Border**  
**Office of Field Operations / U.S. Border Patrol**  
**Migration Crisis Action Team**



Data is through: 7/27/2021

Preliminary Data and Subject to Change

Report Run Date: 7/28/2021 5:58:54 AM

Total	Demographic	Encounters (Previous Day)	Title 42	T8 Apprehensions/ Inadmissibles	21-Day Average (Encounters)	Currently in Custody	Average TIC (HRS)	CBP Processed Complete	UC Transfers/ TOT ERO (Previous Day)	All Other TOT's/ REPATS (Previous Day)	USBP NTA (OR) Released (Previous Day)
CBP Southwest Border	UC	752	0	752	597	2,057	52	823	443	26	0
	AM (OFO only)	13	10	3	7	3	70	0	0	39	NA
	FMUA	2,956	253	2,703	2,636	7,599	59	1,737	196	4	1,464
	Single Adults	3,617	2,642	975	3,494	5,390	96	1,636	774	336	229
	<b>Total Apps</b>	<b>7,338</b>	<b>2,905</b>	<b>4,433</b>	<b>6,735</b>	<b>15,049</b>	<b>70</b>	<b>4,196</b>	<b>1,413</b>	<b>405</b>	<b>1,693</b>

Total	Demographic	Encounters (Previous Day)	Title 42	T8 Apprehensions	21-Day Average (Encounters)	Currently in Custody	Average TIC (HRS)	USBP Processed Complete	UC Transfers/ TOT ERO (Previous Day)	All Other TOT's/ REPATS (Previous Day)	USBP NTA (OR) Released (Previous Day)
USBP Southwest Border	UC	738	0	738	588	2,049	52	823	441	0	0
	FMUA	2,658	253	2,405	2,404	7,471	59	1,706	128	0	1,464
	Single Adults	3,412	2,598	814	3,324	5,245	97	1,624	710	0	229
	<b>Total Apps</b>	<b>6,808</b>	<b>2,851</b>	<b>3,957</b>	<b>6,316</b>	<b>14,765</b>	<b>70</b>	<b>4,153</b>	<b>1,279</b>	<b>0</b>	<b>1,693</b>

Total	Demographic	Encounters (Previous Day)	Title 42	T8 Inadmissibles	21-Day Average (Encounters)	Currently in Custody	Average TIC (HRS)	OFO Processed Complete	TOT ERO (Previous Day)	All Other TOT's/ REPATS (Previous Day)	N/A
OFO Southwest Border	UAC	14	0	14	9	8	38	0	2	26	
	AM	13	10	3	7	3	70	0	0	39	
	FMUA	298	0	298	232	128	65	31	68	4	
	Single Adults	205	44	161	170	145	44	12	64	336	
	<b>Total Subjects</b>	<b>530</b>	<b>54</b>	<b>476</b>	<b>418</b>	<b>284</b>	<b>53</b>	<b>43</b>	<b>134</b>	<b>405</b>	

Preliminary Data and Subject to Change  
 UNCLASSIFIED//FOR OFFICIAL USE ONLY//LAW ENFORCEMENT SENSITIVE



U.S. Customs and Border Protection - Southwest Border  
Migration Crisis Action Team  
July 28, 2021



Preliminary Data and Subject to Change

Sector	Capacity	In Custody	% Capacity
BBT	(b)(7)(E)	25	(b)(7)(E)
DRT		2,576	
ELC		230	
EPT		1,381	
LRT		175	
RGV		7,330	
SDC		513	
TCA		490	
YUM		2,045	
Total		14,765	

Field Office	Capacity	In Custody	% Capacity
EL PASO	(b)(7)(E)	0	(b)(7)(E)
LAREDO		4	
SAN DIEGO		279	
TUCSON		1	
Total		284	

Port of Entry	Capacity	In Custody	% Capacity
BROWNSVILLE, TX (2301)	(b)(7)(E)		
CALEXICO, CA (2503/2507)			
LAREDO, TX (2304)			
NOGALES, AZ (2604)			
OTAY MESA (2506)			
SAN YSIDRO (2504)			

Central Processing	Capacity	In Custody	% Capacity
TCA/TCC	(b)(7)(E)	85	(b)(7)(E)

\*RGV sector capacity and in-custody numbers include the CPC figures  
\*\*Tucson sector capacity and in-custody numbers include the TCC figures

Soft Sided Facility	Capacity	In Custody	% Capacity
DRT/SSF	(b)(7)(E)	1,205	(b)(7)(E)
RGV/DNT		4,555	
TCA/TSS		187	
YUM/YSS		1,465	

Modulars	Capacity	In Custody	% Capacity
EPT/MCPC	(b)(7)(E)	1,278	(b)(7)(E)


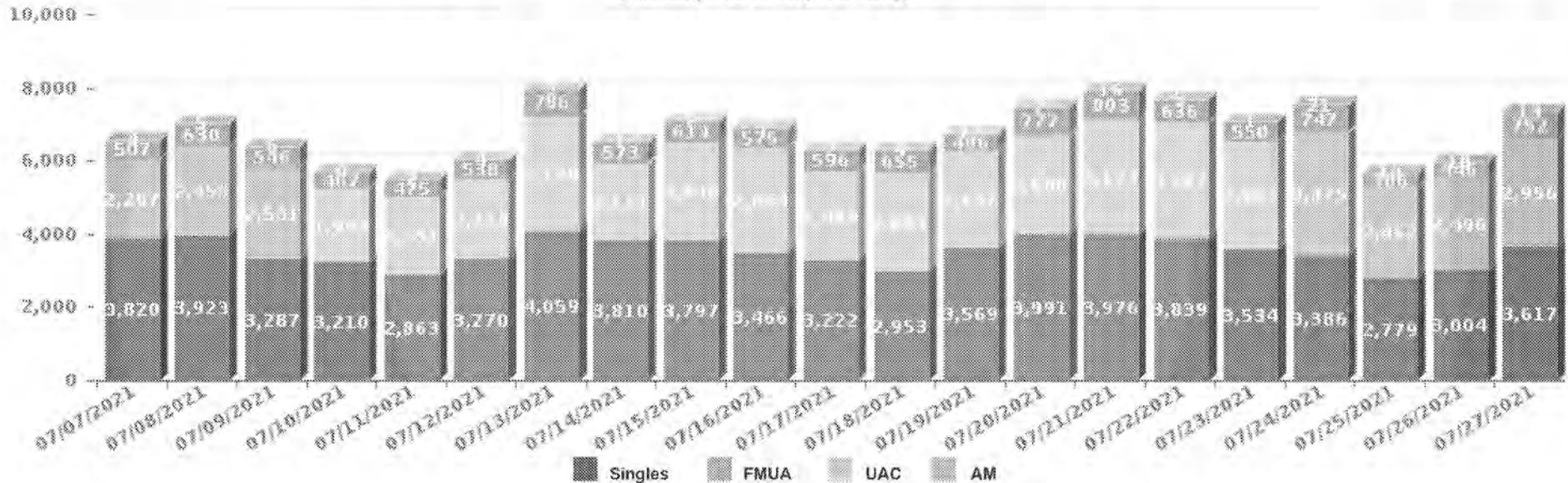
All Soft Sided/Modulars facilities are also reflected within their Sector capacity above.

Preliminary Data and Subject to Change



UNCLASSIFIED//FOR OFFICIAL USE ONLY//LAW ENFORCEMENT SENSITIVE

**U.S. Customs and Border Protection - Southwest Border**  
**Office of Field Operations / U.S. Border Patrol**  
**Migration Crisis Action Team**  
**Total CBP Southwest Border Encounters (UAC/AM/FMUA/Singles)**  
 Preliminary Data and Subject to Change



Preliminary Data and Subject to Change  
 UNCLASSIFIED//FOR OFFICIAL USE ONLY//LAW ENFORCEMENT SENSITIVE



U.S. Customs and Border Protection - Southwest Border  
 Office of Field Operations / U.S. Border Patrol  
 Migration Crisis Action Team  
 Time in Custody over 72 hours



	UAC			UAC			UAC		
	OFO			USBP			CBP		
	In Custody > 72 hrs	In Custody > 120 hrs	In Custody > 240 hrs	In Custody > 72 hrs	In Custody > 120 hrs	In Custody > 240 hrs	In Custody > 72 hrs	In Custody > 120 hrs	In Custody > 240 hrs
7/22/21	<b>(b)(7)(E)</b>								
7/23/21									
7/24/21									
7/25/21									
7/26/21									
7/27/21									
7/28/21									
Total									

	FMUA			FMUA			FMUA		
	OFO			USBP			CBP		
	In Custody > 72 hrs	In Custody > 120 hrs	In Custody > 240 hrs	In Custody > 72 hrs	In Custody > 120 hrs	In Custody > 240 hrs	In Custody > 72 hrs	In Custody > 120 hrs	In Custody > 240 hrs
7/22/21	<b>(b)(7)(E)</b>								
7/23/21									
7/24/21									
7/25/21									
7/26/21									
7/27/21									
7/28/21									
Total									

	SINGLE ADULTS			SINGLE ADULTS			SINGLE ADULTS		
	OFO			USBP			CBP		
	In Custody > 72 hrs	In Custody > 120 hrs	In Custody > 240 hrs	In Custody > 72 hrs	In Custody > 120 hrs	In Custody > 240 hrs	In Custody > 72 hrs	In Custody > 120 hrs	In Custody > 240 hrs
7/22/21	<b>(b)(7)(E)</b>								
7/23/21									
7/24/21									
7/25/21									
7/26/21									
7/27/21									
7/28/21									
Total									

	AM			AM		
	OFO			CBP		
	In Custody > 72 hrs	In Custody > 120 hrs	In Custody > 240 hrs	In Custody > 72 hrs	In Custody > 120 hrs	In Custody > 240 hrs
7/22/21	<b>(b)(7)(E)</b>					
7/23/21						
7/24/21						
7/25/21						
7/26/21						
7/27/21						
7/28/21						
Total						



U.S. Customs and Border Protection - Southwest Border  
 Office of Field Operations / U.S. Border Patrol  
 Migration Crisis Action Team  
 Time in Custody by Sector/Field Office



Sector	USBP Encounters (Previous Day)						Time in Custody					
	Total	21-Day Average	UAC	AM (OFO only)	FMUA	SA	Total	% Capacity	Average TIC (HRS)	> 72 hours	72-120 hours	> 120 hours
BBT	82	119	2		0	80	25					
DRT	1,168	1,061	30		398	740	2,576					
ELC	150	168	1		20	129	230					
EPT	758	683	125		42	591	1,381					
LRT	318	266	21		11	286	175					
RGV	2,618	2,524	351		1,682	585	7,330					
SDC	555	495	9		111	435	513					
TCA	645	667	185		45	415	490					
YUM	534	454	14		349	171	2,045					
<b>USBP Total</b>	<b>6,808</b>	<b>6,316</b>	<b>738</b>		<b>2,658</b>	<b>3,412</b>	<b>14,765</b>					

(b)(7)(E)

Field Office	OFO Encounters (Previous Day)						Time in Custody					
	Total	21-Day Average	UAC	AM (OFO only)	FMUA	SA	Total	% Capacity	Average TIC (HRS)	> 72 hours	72-120 hours	> 120 hours
EL PASO	65	49	5	0	44	16	0					
LAREDO	203	164	2	0	120	81	4					
SAN DIEGO	208	165	7	13	89	99	279					
TUCSON	54	40	0	0	45	9	1					
<b>OFO Total</b>	<b>530</b>	<b>418</b>	<b>14</b>	<b>13</b>	<b>298</b>	<b>205</b>	<b>284</b>					
<b>CBP Total</b>	<b>7,338</b>	<b>6,735</b>	<b>752</b>	<b>13</b>	<b>2,956</b>	<b>3,617</b>	<b>15,049</b>					

(b)(7)(E)

Message

From: (b)(6), (b)(7)(C)  
Sent: 8/1/2021 9:59:10 AM  
To: (b)(6), (b)(7)(C) DistroList-CBP MCAT  
Team: (b)(7)(E) CBP HQ EOC  
(b)(7)(E) CBPSTATS-Team  
**(b)(6), (b)(7)(C), (b)(7)(E)**  
(b)(6), (b)(7)(C) FALK, SCOTT K (OCC)  
(b)(6), (b)(7)(C) (OCC)  
(b)(6), (b)(7)(C) (OCC)  
(b)(6), (b)(7)(C)  
(OCC) (b)(6), (b)(7)(C)  
(b)(6), (b)(7)(C) HIGHSMITH,  
ANNMARIE (EAC OT) (b)(6), (b)(7)(C)  
(b)(6), (b)(7)(C)  
(b)(6), (b)(7)(C) (OCC) (b)(6), (b)(7)(C)  
(b)(6), (b)(7)(C) SEAR Reporting (b)(7)(E)

**(b)(6), (b)(7)(C), (b)(7)(E)**

CC: DHS.JIAG: (b)(6)

**(b)(6), (b)(7)(C)**



**(b)(6), (b)(7)(C)**

**Subject:** CBP MCAT Daily Report – Updated Version\_2021-08-01-05-57-03

**Attachments:** CBP MCAT Daily Report – Updated Version\_2021-08-01-05-57-03.pdf

Hello,

This report replaces the previous version of the report and has been updated w/T42 expulsions.

Please contact the CBP STAT Division with any questions. Below is the email address:

(b)(7)(E)

If you want the version of the MCAT morning report using the previous logic contact: (b)(7)(E)

(b)(7)(E)

# U.S. Customs and Border Protection Migration Crisis Action Team

**August 1, 2021**

~~WARNING: This document is designated UNCLASSIFIED//LAW ENFORCEMENT SENSITIVE (U//LES). It may contain information that is exempt from public release under the Freedom of Information Act (5USC552). This document is to be controlled, handled, transmitted, distributed, and disposed of in accordance with DHS policy relating to FOUO information, and is not to be released to the public or to personnel who do not have a valid need to know without prior approval from CBP.~~



**Homeland  
Security**



UNCLASSIFIED//~~FOR OFFICIAL USE ONLY~~//LAW ENFORCEMENT SENSITIVE

**U.S. Customs and Border Protection - Southwest Border**  
**Office of Field Operations / U.S. Border Patrol**  
**Migration Crisis Action Team**



Data is through: 7/31/2021

Preliminary Data and Subject to Change

Report Run Date: 8/1/2021 5:58:13 AM

Total	Demographic	Encounters (Previous Day)	Title 42	T8 Apprehensions/ Inadmissibles	21-Day Average (Encounters)	Currently in Custody	Average TIC (HRS)	CBP Processed Complete	UC Transfers/ TOT ERO (Previous Day)	All Other TOT's/ REPATS (Previous Day)	USBP NTA (OR) Released (Previous Day)
CBP Southwest Border	UC	590	0	590	641	2,237	53	658	555	12	0
	AM (OFO only)	13	8	5	11	14	25	0	0	50	NA
	FMUA	2,281	142	2,139	2,866	11,054	67	2,498	249	0	936
	Single Adults	2,575	1,778	797	3,511	5,022	95	1,557	208	307	179
	<b>Total Apps</b>	<b>5,459</b>	<b>1,928</b>	<b>3,531</b>	<b>7,029</b>	<b>18,327</b>	<b>73</b>	<b>4,713</b>	<b>1,012</b>	<b>369</b>	<b>1,115</b>
Total	Demographic	Encounters (Previous Day)	Title 42	T8 Apprehensions	21-Day Average (Encounters)	Currently in Custody	Average TIC (HRS)	USBP Processed Complete	UC Transfers/ TOT ERO (Previous Day)	All Other TOT's/ REPATS (Previous Day)	USBP NTA (OR) Released (Previous Day)
USBP Southwest Border	UC	586	0	586	631	2,230	53	658	555	0	0
	FMUA	2,186	142	2,044	2,639	10,928	67	2,498	186	0	936
	Single Adults	2,460	1,736	724	3,332	4,921	96	1,557	162	0	179
	<b>Total Apps</b>	<b>5,232</b>	<b>1,878</b>	<b>3,354</b>	<b>6,601</b>	<b>18,079</b>	<b>73</b>	<b>4,713</b>	<b>903</b>	<b>0</b>	<b>1,115</b>
Total	Demographic	Encounters (Previous Day)	Title 42	T8 Inadmissibles	21-Day Average (Encounters)	Currently in Custody	Average TIC (HRS)	OFO Processed Complete	TOT ERO (Previous Day)	All Other TOT's/ REPATS (Previous Day)	N/A
OFO Southwest Border	UAC	4	0	4	10	7	32	0	0	12	
	AM	13	8	5	11	14	25	0	0	50	
	FMUA	95	0	95	228	126	93	0	63	0	
	Single Adults	115	42	73	179	101	49	0	46	307	
	<b>Total Subjects</b>	<b>227</b>	<b>50</b>	<b>177</b>	<b>428</b>	<b>248</b>	<b>70</b>	<b>0</b>	<b>109</b>	<b>369</b>	

Preliminary Data and Subject to Change  
 UNCLASSIFIED//~~FOR OFFICIAL USE ONLY~~//LAW ENFORCEMENT SENSITIVE



U.S. Customs and Border Protection - Southwest Border  
Migration Crisis Action Team  
August 1, 2021



Preliminary Data and Subject to Change

Sector	Capacity	In Custody	% Capacity
BBT	(b)(7)(E)	5	(b)(7)(E)
DRT		2,886	
ELC		191	
EPT		547	
LRT		188	
RGV		10,361	
SDC		845	
TCA		680	
YUM		2,376	
Total		18,079	

Field Office	Capacity	In Custody	% Capacity
EL PASO	(b)(7)(E)	1	(b)(7)(E)
LAREDO		2	
SAN DIEGO		245	
TUCSON		0	
Total		248	

Port of Entry	Capacity	In Custody	% Capacity
DEL RIO, TX (2302)	(b)(7)(E)		
EAGLE PASS, TX (2303)			
EL PASO, TX (2402)			
OTAY MESA (2506)			
SAN YSIDRO (2504)			

Central Processing	Capacity	In Custody	% Capacity
TCA/TCC	(b)(7)(E)	74	(b)(7)(E)

\*RGV sector capacity and in-custody numbers include the CPC figures  
\*\*Tucson sector capacity and in-custody numbers include the TCC figures

Soft Sided Facility	Capacity	In Custody	% Capacity
DRT/SSF	(b)(7)(E)	1,447	(b)(7)(E)
RGV/DHF		3	
RGV/DNT		3,813	
TCA/TSS		403	
YUM/YSS		1,784	

Modulars	Capacity	In Custody	% Capacity
EPT/MCPC	(b)(7)(E)	371	(b)(7)(E)

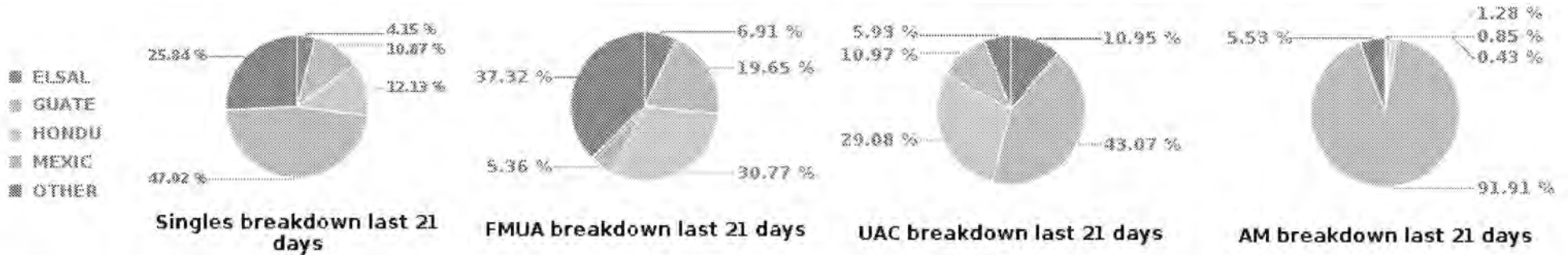
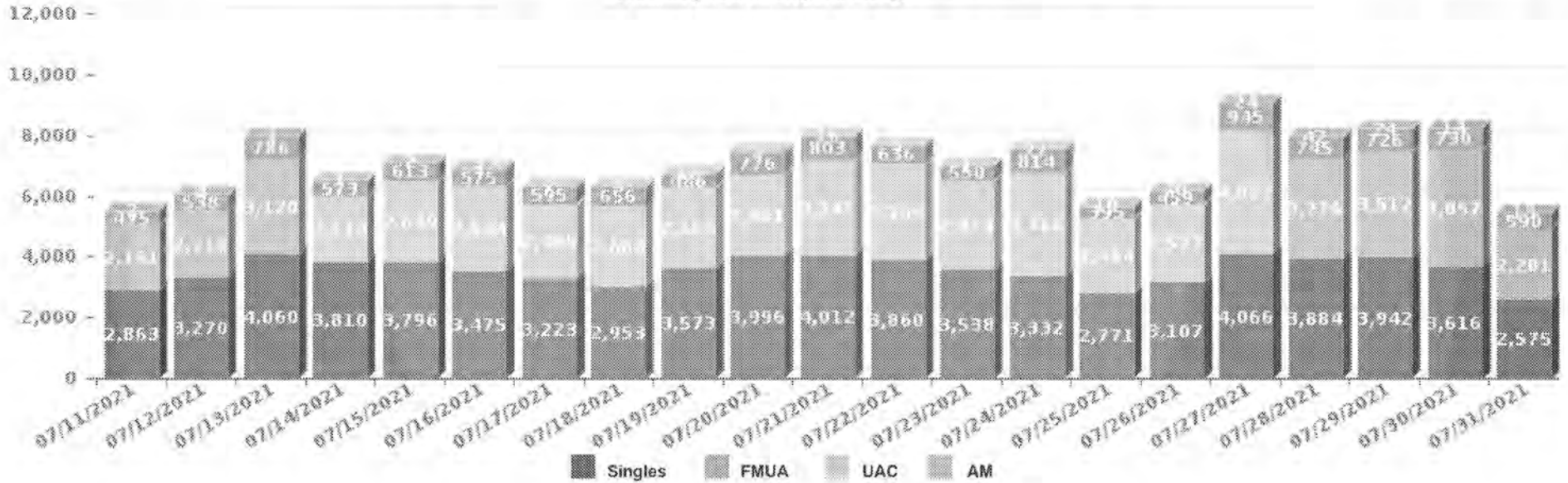
All Soft Sided/Modulars facilities are also reflected within their Sector capacity above

Preliminary Data and Subject to Change



UNCLASSIFIED//FOR OFFICIAL USE ONLY//LAW ENFORCEMENT SENSITIVE

**U.S. Customs and Border Protection - Southwest Border**  
**Office of Field Operations / U.S. Border Patrol**  
**Migration Crisis Action Team**  
**Total CBP Southwest Border Encounters (UAC/AM/FMUA/Singles)**  
 Preliminary Data and Subject to Change



Preliminary Data and Subject to Change

UNCLASSIFIED//FOR OFFICIAL USE ONLY//LAW ENFORCEMENT SENSITIVE



U.S. Customs and Border Protection - Southwest Border  
 Office of Field Operations / U.S. Border Patrol  
 Migration Crisis Action Team  
 Time in Custody over 72 hours



	UAC			UAC			UAC		
	OFO			USBP			CBP		
	In Custody > 72 hrs	In Custody > 120 hrs	In Custody > 240 hrs	In Custody > 72 hrs	In Custody > 120 hrs	In Custody > 240 hrs	In Custody > 72 hrs	In Custody > 120 hrs	In Custody > 240 hrs
7/26/21	<b>(b)(7)(E)</b>								
7/27/21									
7/28/21									
7/29/21									
7/30/21									
7/31/21									
8/1/21									
Total									

	FMUA			FMUA			FMUA		
	OFO			USBP			CBP		
	In Custody > 72 hrs	In Custody > 120 hrs	In Custody > 240 hrs	In Custody > 72 hrs	In Custody > 120 hrs	In Custody > 240 hrs	In Custody > 72 hrs	In Custody > 120 hrs	In Custody > 240 hrs
7/26/21	<b>(b)(7)(E)</b>								
7/27/21									
7/28/21									
7/29/21									
7/30/21									
7/31/21									
8/1/21									
Total									

	SINGLE ADULTS			SINGLE ADULTS			SINGLE ADULTS		
	OFO			USBP			CBP		
	In Custody > 72 hrs	In Custody > 120 hrs	In Custody > 240 hrs	In Custody > 72 hrs	In Custody > 120 hrs	In Custody > 240 hrs	In Custody > 72 hrs	In Custody > 120 hrs	In Custody > 240 hrs
7/26/21	<b>(b)(7)(E)</b>								
7/27/21									
7/28/21									
7/29/21									
7/30/21									
7/31/21									
8/1/21									
Total									

	AM			AM		
	OFO			CBP		
	In Custody > 72 hrs	In Custody > 120 hrs	In Custody > 240 hrs	In Custody > 72 hrs	In Custody > 120 hrs	In Custody > 240 hrs
7/26/21	<b>(b)(7)(E)</b>					
7/27/21						
7/28/21						
7/29/21						
7/30/21						
7/31/21						
8/1/21						
Total						



U.S. Customs and Border Protection - Southwest Border  
 Office of Field Operations / U.S. Border Patrol  
 Migration Crisis Action Team  
 Time in Custody by Sector/Field Office



Sector	USBP Encounters (Previous Day)						Time in Custody					
	Total	21-Day Average	UAC	AM (OFO only)	FMUA	SA	Total	% Capacity	Average TIC (HRS)	> 72 hours	72-120 hours	> 120 hours
BBT	34	112	5		5	24	5					
DRT	1,041	1,130	24		577	440	2,886					
ELC	135	160	2		26	107	191					
EPT	592	662	67		49	476	547					
LRT	203	281	13		4	186	198					
RGV	1,791	2,718	364		1,017	380	10,361					
SDC	492	488	15		131	346	846					
TCA	439	676	42		53	344	680					
YUM	635	476	54		324	157	2,376					
<b>USBP Total</b>	<b>5,232</b>	<b>6,601</b>	<b>586</b>		<b>2,186</b>	<b>2,460</b>	<b>18,079</b>					

**(b)(7)(E)**

Field Office	OFO Encounters (Previous Day)						Time in Custody					
	Total	21-Day Average	UAC	AM (OFO only)	FMUA	SA	Total	% Capacity	Average TIC (HRS)	> 72 hours	72-120 hours	> 120 hours
EL PASO	20	50	0	6	0	14	1					
LAREDO	45	165	1	2	19	23	2					
SAN DIEGO	136	171	3	4	58	71	245					
TUCSON	26	42	0	1	18	7	0					
<b>OFO Total</b>	<b>227</b>	<b>428</b>	<b>4</b>	<b>13</b>	<b>95</b>	<b>115</b>	<b>248</b>					
<b>CBP Total</b>	<b>5,459</b>	<b>7,029</b>	<b>590</b>	<b>13</b>	<b>2,281</b>	<b>2,575</b>	<b>18,327</b>					

**(b)(7)(E)**

Message

From: (b)(6), (b)(7)(C)  
Sent: 7/29/2021 9:59:25 AM  
To: (b)(6), (b)(7)(C) DistroList-CBP MCAT  
Team: (b)(7)(E) CBP HQ EOC  
(b)(7)(E) CBPSTATS-Team  
(b)(6), (b)(7)(C), (b)(7)(E)  
(b)(6), (b)(7)(C) FALK, SCOTT K (OCC)  
(b)(6), (b)(7)(C) (OCC)  
(b)(6), (b)(7)(C) (OCC)  
(b)(6), (b)(7)(C)  
(OCC) (b)(6), (b)(7)(C)  
(b)(6), (b)(7)(C) HIGHSMITH,  
ANNMARIE (EAC OT) (b)(6), (b)(7)(C)  
(b)(6), (b)(7)(C)  
(b)(6), (b)(7)(C) (OCC) (b)(6), (b)(7)(C)  
(b)(6), (b)(7)(C) (b)(6), (b)(7)(C)  
(b)(6), (b)(7)(C) SEAR Reporting (b)(7)(E)

**(b)(6), (b)(7)(C), (b)(7)(E)**

CC: DHS.JIAG (b)(6)

**(b)(6), (b)(7)(C)**



**(b)(6), (b)(7)(C)**

**Subject:** CBP MCAT Daily Report – Updated Version\_2021-07-29-05-57-04  
**Attachments:** CBP MCAT Daily Report – Updated Version\_2021-07-29-05-57-04.pdf

Hello,

This report replaces the previous version of the report and has been updated w/T42 expulsions.

Please contact the CBP STAT Division with any questions. Below is the email address:

(b)(7)(E)

If you want the version of the MCAT morning report using the previous logic contact: (b)(7)(E)

(b)(7)(E)

# U.S. Customs and Border Protection Migration Crisis Action Team

July 29, 2021

~~WARNING: This document is designated UNCLASSIFIED//LAW ENFORCEMENT SENSITIVE (U//LES). It may contain information that is exempt from public release under the Freedom of Information Act (5USC552). This document is to be controlled, handled, transmitted, distributed, and disposed of in accordance with DHS policy relating to FOUO information, and is not to be released to the public or to personnel who do not have a valid need to know without prior approval from CBP.~~



Homeland  
Security



UNCLASSIFIED//FOR OFFICIAL USE ONLY//LAW ENFORCEMENT SENSITIVE

**U.S. Customs and Border Protection - Southwest Border**  
**Office of Field Operations / U.S. Border Patrol**  
**Migration Crisis Action Team**



Data is through: 7/28/2021

Preliminary Data and Subject to Change

Report Run Date: 7/29/2021 5:58:40 AM

Total	Demographic	Encounters (Previous Day)	Title 42	T8 Apprehensions/ Inadmissibles	21-Day Average (Encounters)	Currently in Custody	Average TIC (HRS)	CBP Processed Complete	UC Transfers/ TOT ERO (Previous Day)	All Other TOT's/ REPATS (Previous Day)	USBP NTA (OR) Released (Previous Day)
CBP Southwest Border	UC	686	0	686	626	2,231	50	823	589	15	0
	AM (OFO only)	33	33	0	9	30	39	0	0	58	NA
	FMUA	2,325	171	2,154	2,693	8,296	61	1,864	214	1	1,233
	Single Adults	3,577	2,612	965	3,515	4,927	96	1,404	547	366	201
	<b>Total Apps</b>	<b>6,621</b>	<b>2,816</b>	<b>3,805</b>	<b>6,842</b>	<b>15,484</b>	<b>69</b>	<b>4,091</b>	<b>1,350</b>	<b>440</b>	<b>1,434</b>

Total	Demographic	Encounters (Previous Day)	Title 42	T8 Apprehensions	21-Day Average (Encounters)	Currently in Custody	Average TIC (HRS)	USBP Processed Complete	UC Transfers/ TOT ERO (Previous Day)	All Other TOT's/ REPATS (Previous Day)	USBP NTA (OR) Released (Previous Day)
USBP Southwest Border	UC	673	0	673	616	2,218	50	823	586	0	0
	FMUA	2,065	171	1,894	2,462	8,188	60	1,864	138	0	1,233
	Single Adults	3,372	2,540	832	3,342	4,774	98	1,404	488	0	201
	<b>Total Apps</b>	<b>6,110</b>	<b>2,711</b>	<b>3,399</b>	<b>6,420</b>	<b>15,180</b>	<b>70</b>	<b>4,091</b>	<b>1,212</b>	<b>0</b>	<b>1,434</b>

Total	Demographic	Encounters (Previous Day)	Title 42	T8 Inadmissibles	21-Day Average (Encounters)	Currently in Custody	Average TIC (HRS)	OFO Processed Complete	TOT ERO (Previous Day)	All Other TOT's/ REPATS (Previous Day)	N/A
OFO Southwest Border	UAC	13	0	13	10	13	38	0	3	15	
	AM	33	33	0	9	30	39	0	0	58	
	FMUA	260	0	260	230	108	82	0	76	1	
	Single Adults	205	72	133	172	153	41	0	59	366	
	<b>Total Subjects</b>	<b>511</b>	<b>105</b>	<b>406</b>	<b>421</b>	<b>304</b>	<b>55</b>	<b>0</b>	<b>138</b>	<b>440</b>	

Preliminary Data and Subject to Change  
 UNCLASSIFIED//FOR OFFICIAL USE ONLY//LAW ENFORCEMENT SENSITIVE



U.S. Customs and Border Protection - Southwest Border  
Migration Crisis Action Team  
July 29, 2021



Preliminary Data and Subject to Change

Sector	Capacity	In Custody	% Capacity
BBT	(b)(7)(E)	27	(b)(7)(E)
DRT		2,393	
ELC		324	
EPT		1,216	
LRT		86	
RGV		8,073	
SDC		592	
TCA		488	
YUM		1,982	
Total		15,180	

Central Processing	Capacity	In Custody	% Capacity
TCA/TCC	(b)(7)(E)	96	(b)(7)(E)

\*RGV sector capacity and in-custody numbers include the CPC figures  
\*\*Tucson sector capacity and in-custody numbers include the TCC figures

Soft Sided Facility	Capacity	In Custody	% Capacity
DRT/SSF	(b)(7)(E)	1,053	(b)(7)(E)
RGV/DHF		3	
RGV/DNT		4,670	
TCA/TSS		174	
YUM/YSS		1,452	

Modulars	Capacity	In Custody	% Capacity
EPT/MCPC	(b)(7)(E)	1,101	(b)(7)(E)

All Soft Sided/Modulars facilities are also reflected within their Sector capacity above

Field Office	Capacity	In Custody	% Capacity
EL PASO	(b)(7)(E)	5	(b)(7)(E)
LAREDO		13	
SAN DIEGO		284	
TUCSON		2	
Total		304	


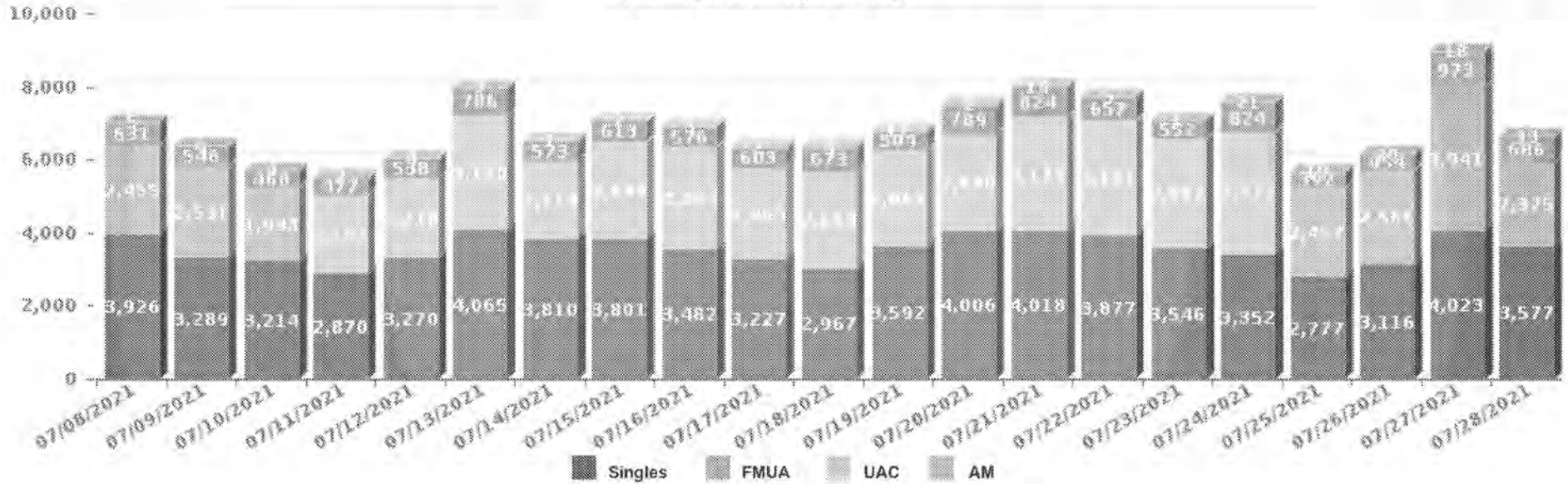
Port of Entry	Capacity	In Custody	% Capacity
BROWNSVILLE, TX (2301)	(b)(7)(E)		
CALEXICO, CA (2503/2507)			
EAGLE PASS, TX (2303)			
EL PASO, TX (2402)			
LAREDO, TX (2304)			
NOGALES, AZ (2604)			
OTAY MESA (2506)			
SAN YSIDRO (2504)			
TECATE, CA (2505)			
YSLETA (2401)			

Preliminary Data and Subject to Change



UNCLASSIFIED//FOR OFFICIAL USE ONLY//LAW ENFORCEMENT SENSITIVE

**U.S. Customs and Border Protection - Southwest Border**  
**Office of Field Operations / U.S. Border Patrol**  
**Migration Crisis Action Team**  
**Total CBP Southwest Border Encounters (UAC/AM/FMUA/Singles)**  
 Preliminary Data and Subject to Change



Preliminary Data and Subject to Change  
 UNCLASSIFIED//FOR OFFICIAL USE ONLY//LAW ENFORCEMENT SENSITIVE



U.S. Customs and Border Protection - Southwest Border  
 Office of Field Operations / U.S. Border Patrol  
 Migration Crisis Action Team  
 Time in Custody over 72 hours



	UAC			UAC			UAC		
	OFO			USBP			CBP		
	In Custody > 72 hrs	In Custody > 120 hrs	In Custody > 240 hrs	In Custody > 72 hrs	In Custody > 120 hrs	In Custody > 240 hrs	In Custody > 72 hrs	In Custody > 120 hrs	In Custody > 240 hrs
7/23/21	<b>(b)(7)(E)</b>								
7/24/21									
7/25/21									
7/26/21									
7/27/21									
7/28/21									
7/29/21									
Total									

	FMUA			FMUA			FMUA		
	OFO			USBP			CBP		
	In Custody > 72 hrs	In Custody > 120 hrs	In Custody > 240 hrs	In Custody > 72 hrs	In Custody > 120 hrs	In Custody > 240 hrs	In Custody > 72 hrs	In Custody > 120 hrs	In Custody > 240 hrs
7/23/21	<b>(b)(7)(E)</b>								
7/24/21									
7/25/21									
7/26/21									
7/27/21									
7/28/21									
7/29/21									
Total									

	SINGLE ADULTS			SINGLE ADULTS			SINGLE ADULTS		
	OFO			USBP			CBP		
	In Custody > 72 hrs	In Custody > 120 hrs	In Custody > 240 hrs	In Custody > 72 hrs	In Custody > 120 hrs	In Custody > 240 hrs	In Custody > 72 hrs	In Custody > 120 hrs	In Custody > 240 hrs
7/23/21	<b>(b)(7)(E)</b>								
7/24/21									
7/25/21									
7/26/21									
7/27/21									
7/28/21									
7/29/21									
Total									

	AM			AM		
	OFO			CBP		
	In Custody > 72 hrs	In Custody > 120 hrs	In Custody > 240 hrs	In Custody > 72 hrs	In Custody > 120 hrs	In Custody > 240 hrs
7/23/21	<b>(b)(7)(E)</b>					
7/24/21						
7/25/21						
7/26/21						
7/27/21						
7/28/21						
7/29/21						
Total						



U.S. Customs and Border Protection - Southwest Border  
 Office of Field Operations / U.S. Border Patrol  
 Migration Crisis Action Team  
 Time in Custody by Sector/Field Office



Sector	USBP Encounters (Previous Day)						Time in Custody					
	Total	21-Day Average	UAC	AM (OFO only)	FMUA	SA	Total	% Capacity	Average TIC (HRS)	> 72 hours	72-120 hours	> 120 hours
BBT	103	120	0		6	97	27					
DRT	1,047	1,084	25		378	644	2,393					
ELC	114	165	7		14	95	324					
EPT	713	659	152		29	532	1,215					
LRT	304	272	11		0	293	86					
RGV	2,316	2,586	356		1,247	713	6,073					
SDC	426	488	19		105	302	592					
TCA	621	673	55		14	552	488					
YUM	466	463	48		272	146	1,982					
<b>USBP Total</b>	<b>6,110</b>	<b>6,420</b>	<b>673</b>		<b>2,065</b>	<b>3,372</b>	<b>15,180</b>					

**(b)(7)(E)**

Field Office	OFO Encounters (Previous Day)						Time in Custody					
	Total	21-Day Average	UAC	AM (OFO only)	FMUA	SA	Total	% Capacity	Average TIC (HRS)	> 72 hours	72-120 hours	> 120 hours
EL PASO	50	48	0	6	18	26	5					
LAREDO	208	164	4	0	139	58	13					
SAN DIEGO	185	168	7	24	60	94	294					
TUCSON	68	41	2	3	43	20	2					
<b>OFO Total</b>	<b>511</b>	<b>421</b>	<b>13</b>	<b>33</b>	<b>260</b>	<b>205</b>	<b>304</b>					
<b>CBP Total</b>	<b>6,621</b>	<b>6,842</b>	<b>686</b>	<b>33</b>	<b>2,325</b>	<b>3,577</b>	<b>15,484</b>					

**(b)(7)(E)**

Message

**From:** (b)(6), (b)(7)(C)  
**Sent:** 8/2/2021 9:59:28 AM  
**To:** (b)(6), (b)(7)(C) DistroList-CBP MCAT  
Team: (b)(7)(E) CBP HQ EOC  
(b)(7)(E) CBPSTATS-Team  
**(b)(6), (b)(7)(C), (b)(7)(E)**  
(b)(6), (b)(7)(C) FALK, SCOTT K (OCC)  
(b)(6), (b)(7)(C) (OCC)  
(b)(6), (b)(7)(C) (OCC)  
(b)(6), (b)(7)(C)  
(OCC) (b)(6), (b)(7)(C)  
(b)(6), (b)(7)(C) HIGHSMITH,  
ANNMARIE (EAC OT) (b)(6), (b)(7)(C)  
(b)(6), (b)(7)(C)  
(b)(6), (b)(7)(C) (OCC) (b)(6), (b)(7)(C)  
(b)(6), (b)(7)(C) (b)(6), (b)(7)(C)  
(b)(6), (b)(7)(C) SEAR Reporting (b)(7)(E)

**(b)(6), (b)(7)(C), (b)(7)(E)**

**CC:** DHS.JIAG (b)(6)

**(b)(6), (b)(7)(C)**



**(b)(6), (b)(7)(C)**

**Subject:** CBP MCAT Daily Report – Updated Version\_2021-08-02-05-57-05

**Attachments:** CBP MCAT Daily Report – Updated Version\_2021-08-02-05-57-05.pdf

Hello,

This report replaces the previous version of the report and has been updated w/T42 expulsions.

Please contact the CBP STAT Division with any questions. Below is the email address:

(b)(7)(E)

If you want the version of the MCAT morning report using the previous logic contact:

(b)(7)(E)

# U.S. Customs and Border Protection Migration Crisis Action Team

**August 2, 2021**

~~WARNING: This document is designated UNCLASSIFIED//LAW ENFORCEMENT SENSITIVE (U//LES). It may contain information that is exempt from public release under the Freedom of Information Act (5USC552). This document is to be controlled, handled, transmitted, distributed, and disposed of in accordance with DHS policy relating to FOUO information, and is not to be released to the public or to personnel who do not have a valid need to know without prior approval from CBP.~~



**Homeland  
Security**



UNCLASSIFIED//~~FOR OFFICIAL USE ONLY~~//LAW ENFORCEMENT SENSITIVE

**U.S. Customs and Border Protection - Southwest Border**  
**Office of Field Operations / U.S. Border Patrol**  
**Migration Crisis Action Team**



Data is through: 8/1/2021

Preliminary Data and Subject to Change

Report Run Date: 8/2/2021 5:58:06 AM

Total	Demographic	Encounters (Previous Day)	Title 42	T8 Apprehensions/ Inadmissibles	21-Day Average (Encounters)	Currently in Custody	Average TIC (HRS)	CBP Processed Complete	UC Transfers/ TOT ERO (Previous Day)	All Other TOT's/ REPATS (Previous Day)	USBP NTA (OR) Released (Previous Day)
CBP Southwest Border	UC	506	0	506	647	2,272	60	695	459	19	0
	AM (OFO only)	6	5	1	11	10	37	0	0	24	NA
	FMUA	2,851	128	2,723	2,930	10,644	64	2,306	347	0	791
	Single Adults	2,419	1,573	846	3,498	5,174	102	2,068	315	199	124
	<b>Total Apps</b>	<b>5,782</b>	<b>1,706</b>	<b>4,076</b>	<b>7,086</b>	<b>18,100</b>	<b>74</b>	<b>5,069</b>	<b>1,121</b>	<b>242</b>	<b>915</b>

Total	Demographic	Encounters (Previous Day)	Title 42	T8 Apprehensions	21-Day Average (Encounters)	Currently in Custody	Average TIC (HRS)	USBP Processed Complete	UC Transfers/ TOT ERO (Previous Day)	All Other TOT's/ REPATS (Previous Day)	USBP NTA (OR) Released (Previous Day)
USBP Southwest Border	UC	495	0	495	636	2,259	60	695	456	0	0
	FMUA	2,796	128	2,668	2,704	10,551	63	2,306	280	0	791
	Single Adults	2,342	1,540	802	3,321	5,090	104	2,068	288	0	124
	<b>Total Apps</b>	<b>5,633</b>	<b>1,668</b>	<b>3,965</b>	<b>6,660</b>	<b>17,900</b>	<b>74</b>	<b>5,069</b>	<b>1,024</b>	<b>0</b>	<b>915</b>

Total	Demographic	Encounters (Previous Day)	Title 42	T8 Inadmissibles	21-Day Average (Encounters)	Currently in Custody	Average TIC (HRS)	OFO Processed Complete	TOT ERO (Previous Day)	All Other TOT's/ REPATS (Previous Day)	N/A
OFO Southwest Border	UAC	11	0	11	11	13	43	0	3	19	
	AM	6	5	1	11	10	37	0	0	24	
	FMUA	55	0	55	227	93	85	0	67	0	
	Single Adults	77	33	44	177	84	42	0	27	199	
	<b>Total Subjects</b>	<b>149</b>	<b>38</b>	<b>111</b>	<b>426</b>	<b>200</b>	<b>62</b>	<b>0</b>	<b>97</b>	<b>242</b>	

Preliminary Data and Subject to Change  
 UNCLASSIFIED//~~FOR OFFICIAL USE ONLY~~//LAW ENFORCEMENT SENSITIVE



U.S. Customs and Border Protection - Southwest Border  
Migration Crisis Action Team  
August 2, 2021



Preliminary Data and Subject to Change

Sector	Capacity	In Custody	% Capacity
BBT	(b)(7)(E)	19	(b)(7)(E)
DRT		2,859	
ELC		266	
EPT		532	
LRT		417	
RGV		9,569	
SDC		940	
TCA		672	
YUM		2,626	
Total		17,900	

Central Processing	Capacity	In Custody	% Capacity
TCA/TCC	(b)(7)(E)	97	(b)(7)(E)

\*RGV sector capacity and in-custody numbers include the CPC figures  
\*\*Tucson sector capacity and in-custody numbers include the TCC figures

Soft Sided Facility	Capacity	In Custody	% Capacity
DRT/SSF	(b)(7)(E)	1,343	(b)(7)(E)
RGV/DHF		3	
RGV/DNT		3,535	
TCA/TSS		441	
YUM/YSS		1,938	

Modulars	Capacity	In Custody	% Capacity
EPT/MCPC	(b)(7)(E)	438	(b)(7)(E)

All Soft Sided/Modulars facilities are also reflected within their Sector capacity above

Field Office	Capacity	In Custody	% Capacity
EL PASO	(b)(7)(E)	1	(b)(7)(E)
LAREDO		3	
SAN DIEGO		195	
TUCSON		1	
Total		200	


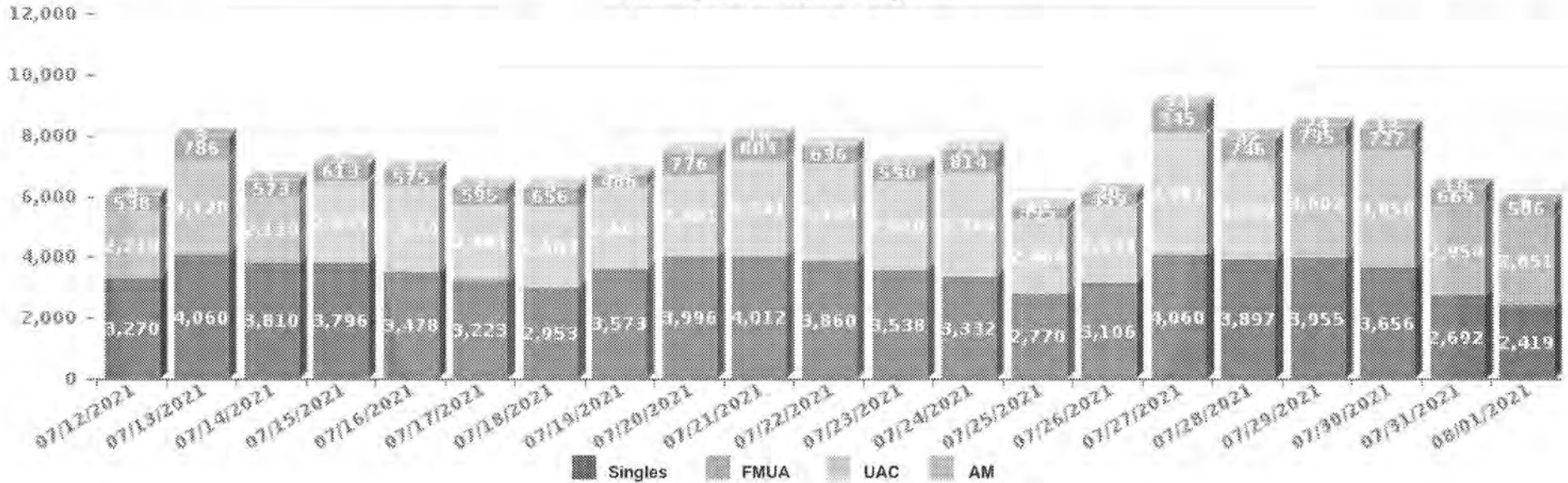
Port of Entry	Capacity	In Custody	% Capacity
CALEXICO, CA (2503/2507)	(b)(7)(E)	(b)(7)(E)	(b)(7)(E)
EAGLE PASS, TX (2303)			
LAREDO, TX (2304)			
OTAY MESA (2506)			
SAN LUIS, AZ (2608)			
SAN YSIDRO (2504)			
YSLETA (2401)			

Preliminary Data and Subject to Change



UNCLASSIFIED//FOR OFFICIAL USE ONLY//LAW ENFORCEMENT SENSITIVE

**U.S. Customs and Border Protection - Southwest Border**  
**Office of Field Operations / U.S. Border Patrol**  
**Migration Crisis Action Team**  
**Total CBP Southwest Border Encounters (UAC/AM/FMUA/Singles)**  
 Preliminary Data and Subject to Change



Preliminary Data and Subject to Change  
 UNCLASSIFIED//FOR OFFICIAL USE ONLY//LAW ENFORCEMENT SENSITIVE



U.S. Customs and Border Protection - Southwest Border  
 Office of Field Operations / U.S. Border Patrol  
 Migration Crisis Action Team  
 Time in Custody over 72 hours



	UAC			UAC			UAC		
	OFO			USBP			CBP		
	In Custody > 72 hrs	In Custody > 120 hrs	In Custody > 240 hrs	In Custody > 72 hrs	In Custody > 120 hrs	In Custody > 240 hrs	In Custody > 72 hrs	In Custody > 120 hrs	In Custody > 240 hrs
7/27/21	<b>(b)(7)(E)</b>								
7/28/21									
7/29/21									
7/30/21									
7/31/21									
8/1/21									
8/2/21									
Total									

	FMUA			FMUA			FMUA		
	OFO			USBP			CBP		
	In Custody > 72 hrs	In Custody > 120 hrs	In Custody > 240 hrs	In Custody > 72 hrs	In Custody > 120 hrs	In Custody > 240 hrs	In Custody > 72 hrs	In Custody > 120 hrs	In Custody > 240 hrs
7/27/21	<b>(b)(7)(E)</b>								
7/28/21									
7/29/21									
7/30/21									
7/31/21									
8/1/21									
8/2/21									
Total									

	SINGLE ADULTS			SINGLE ADULTS			SINGLE ADULTS		
	OFO			USBP			CBP		
	In Custody > 72 hrs	In Custody > 120 hrs	In Custody > 240 hrs	In Custody > 72 hrs	In Custody > 120 hrs	In Custody > 240 hrs	In Custody > 72 hrs	In Custody > 120 hrs	In Custody > 240 hrs
7/27/21	<b>(b)(7)(E)</b>								
7/28/21									
7/29/21									
7/30/21									
7/31/21									
8/1/21									
8/2/21									
Total									

	AM			AM		
	OFO			CBP		
	In Custody > 72 hrs	In Custody > 120 hrs	In Custody > 240 hrs	In Custody > 72 hrs	In Custody > 120 hrs	In Custody > 240 hrs
7/27/21	<b>(b)(7)(E)</b>					
7/28/21						
7/29/21						
7/30/21						
7/31/21						
8/1/21						
8/2/21						
Total						



U.S. Customs and Border Protection - Southwest Border  
 Office of Field Operations / U.S. Border Patrol  
 Migration Crisis Action Team  
 Time in Custody by Sector/Field Office



Sector	USBP Encounters (Previous Day)						Time in Custody					
	Total	21-Day Average	UAC	AM (OFO only)	FMUA	SA	Total	% Capacity	Average TIC (HRS)	> 72 hours	72-120 hours	> 120 hours
BBT	30	108	5		0	25	19					
DRT	1,196	1,139	26		599	506	2,659					
ELC	64	155	0		4	60	266					
EPT	453	661	36		26	339	532					
LRT	94	275	4		0	90	417					
RGV	2,567	2,775	340		1,739	488	9,569					
SDC	452	486	18		114	320	940					
TCA	323	574	47		25	261	672					
YUM	454	485	17		287	150	2,626					
<b>USBP Total</b>	<b>5,633</b>	<b>6,660</b>	<b>495</b>		<b>2,796</b>	<b>2,342</b>	<b>17,900</b>					

**(b)(7)(E)**

Field Office	OFO Encounters (Previous Day)						Time in Custody					
	Total	21-Day Average	UAC	AM (OFO only)	FMUA	SA	Total	% Capacity	Average TIC (HRS)	> 72 hours	72-120 hours	> 120 hours
EL PASO	11	50	0	5	0	6	1					
LAREDO	38	165	1	0	7	30	3					
SAN DIEGO	91	166	10	1	48	32	195					
TUCSON	9	43	0	0	0	9	1					
<b>OFO Total</b>	<b>149</b>	<b>426</b>	<b>11</b>	<b>6</b>	<b>55</b>	<b>77</b>	<b>200</b>					
<b>CBP Total</b>	<b>5,782</b>	<b>7,086</b>	<b>506</b>	<b>6</b>	<b>2,851</b>	<b>2,419</b>	<b>18,100</b>					

**(b)(7)(E)**

Message

From: (b)(6), (b)(7)(C)  
Sent: 7/31/2021 9:59:24 AM  
To: (b)(6), (b)(7)(C) DistroList-CBP MCAT

Team: (b)(7)(E) CBP HQ EOC  
(b)(7)(E) CBPSTATS-Team

**(b)(6), (b)(7)(C), (b)(7)(E)**

(b)(6), (b)(7)(C) FALK, SCOTT K (OCC)

(b)(6), (b)(7)(C) (OCC)

(b)(6), (b)(7)(C) (OCC)

(b)(6), (b)(7)(C)

(OCC) (b)(6), (b)(7)(C)

(b)(6), (b)(7)(C) HIGHSMITH,  
ANNMARIE (EAC OT) (b)(6), (b)(7)(C)

(b)(6), (b)(7)(C) (OCC) (b)(6), (b)(7)(C)

(b)(6), (b)(7)(C) SEAR Reporting (b)(7)(E)

**(b)(6), (b)(7)(C), (b)(7)(E)**

CC: DHS.JIAG: (b)(6)

**(b)(6), (b)(7)(C)**



**(b)(6), (b)(7)(C)**

**Subject:** CBP MCAT Daily Report – Updated Version\_2021-07-31-05-57-01  
**Attachments:** CBP MCAT Daily Report – Updated Version\_2021-07-31-05-57-01.pdf

Hello,

This report replaces the previous version of the report and has been updated w/T42 expulsions.

Please contact the CBP STAT Division with any questions. Below is the email address:

(b)(7)(E)

If you want the version of the MCAT morning report using the previous logic contact: (b)(7)(E)

(b)(7)(E)

# U.S. Customs and Border Protection Migration Crisis Action Team

**July 31, 2021**

~~WARNING: This document is designated UNCLASSIFIED//LAW ENFORCEMENT SENSITIVE (U//LES). It may contain information that is exempt from public release under the Freedom of Information Act (5USC552). This document is to be controlled, handled, transmitted, distributed, and disposed of in accordance with DHS policy relating to FOUO information, and is not to be released to the public or to personnel who do not have a valid need to know without prior approval from CBP.~~



**Homeland  
Security**



UNCLASSIFIED//~~FOR OFFICIAL USE ONLY~~//LAW ENFORCEMENT SENSITIVE

**U.S. Customs and Border Protection - Southwest Border**  
**Office of Field Operations / U.S. Border Patrol**  
**Migration Crisis Action Team**



Data is through: 7/30/2021

Preliminary Data and Subject to Change

Report Run Date: 7/31/2021 5:58:45 AM

Total	Demographic	Encounters (Previous Day)	Title 42	T8 Apprehensions/ Inadmissibles	21-Day Average (Encounters)	Currently in Custody	Average TIC (HRS)	CBP Processed Complete	UC Transfers/ TOT ERO (Previous Day)	All Other TOT's/ REPATS (Previous Day)	USBP NTA (OR) Released (Previous Day)
CBP Southwest Border	UC	664	2	664	633	2,222	48	714	757	29	0
	AM (OFO only)	19	13	6	11	9	36	0	0	28	NA
	FMUA	2,530	142	2,388	2,790	10,520	65	2,189	330	2	1,242
	Single Adults	3,212	2,113	1,099	3,521	4,788	87	1,320	525	418	183
	<b>Total Apps</b>	<b>6,427</b>	<b>2,270</b>	<b>4,157</b>	<b>6,955</b>	<b>17,539</b>	<b>68</b>	<b>4,223</b>	<b>1,612</b>	<b>477</b>	<b>1,425</b>

Total	Demographic	Encounters (Previous Day)	Title 42	T8 Apprehensions	21-Day Average (Encounters)	Currently in Custody	Average TIC (HRS)	USBP Processed Complete	UC Transfers/ TOT ERO (Previous Day)	All Other TOT's/ REPATS (Previous Day)	USBP NTA (OR) Released (Previous Day)
USBP Southwest Border	UC	650	2	650	623	2,215	48	714	755	0	0
	FMUA	2,300	142	2,158	2,564	10,434	64	2,189	254	0	1,242
	Single Adults	3,010	2,047	963	3,343	4,705	88	1,320	456	0	183
	<b>Total Apps</b>	<b>5,962</b>	<b>2,191</b>	<b>3,771</b>	<b>6,530</b>	<b>17,354</b>	<b>68</b>	<b>4,223</b>	<b>1,465</b>	<b>0</b>	<b>1,425</b>

Total	Demographic	Encounters (Previous Day)	Title 42	T8 Inadmissibles	21-Day Average (Encounters)	Currently in Custody	Average TIC (HRS)	OFO Processed Complete	TOT ERO (Previous Day)	All Other TOT's/ REPATS (Previous Day)	N/A
OFO Southwest Border	UAC	14	0	14	10	7	15	0	2	29	
	AM	19	13	6	11	9	36	0	0	28	
	FMUA	230	0	230	226	86	113	0	76	2	
	Single Adults	202	66	136	178	83	46	0	69	418	
	<b>Total Subjects</b>	<b>465</b>	<b>79</b>	<b>386</b>	<b>425</b>	<b>185</b>	<b>75</b>	<b>0</b>	<b>147</b>	<b>477</b>	

Preliminary Data and Subject to Change  
 UNCLASSIFIED//~~FOR OFFICIAL USE ONLY~~//LAW ENFORCEMENT SENSITIVE



U.S. Customs and Border Protection - Southwest Border  
Migration Crisis Action Team  
July 31, 2021



Preliminary Data and Subject to Change

Sector	Capacity	In Custody	% Capacity
BBT	(b)(7)(E)	23	(b)(7)(E)
DRT		2,763	
ELC		162	
EPT		418	
LRT		183	
RGV		10,400	
SDC		687	
TCA		694	
YUM		2,024	
Total		17,354	

Field Office	Capacity	In Custody	% Capacity
EL PASO	(b)(7)(E)	4	(b)(7)(E)
LAREDO		2	
SAN DIEGO		179	
TUCSON		9	
Total		185	

Port of Entry	Capacity	In Custody	% Capacity
BROWNSVILLE, TX (2301)	(b)(7)(E)	(b)(7)(E)	(b)(7)(E)
CALEXICO, CA (2503/2507)			
EAGLE PASS, TX (2303)			
EL PASO, TX (2402)			
OTAY MESA (2506)			
SAN YSIDRO (2504)			

Central Processing	Capacity	In Custody	% Capacity
TCA/TCC	(b)(7)(E)	101	(b)(7)(E)

\*RGV sector capacity and in-custody numbers include the CPC figures  
\*\*Tucson sector capacity and in-custody numbers include the TCC figures

Soft Sided Facility	Capacity	In Custody	% Capacity
DRT/SSF	(b)(7)(E)	1,387	(b)(7)(E)
RGV/DHF		3	
RGV/DNT		4,293	
TCA/TSS		392	
YUM/YSS		1,569	

Modulars	Capacity	In Custody	% Capacity
EPT/MCPC	(b)(7)(E)	320	(b)(7)(E)

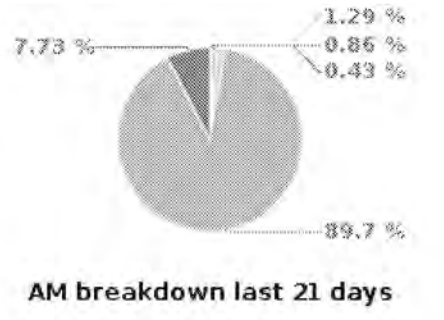
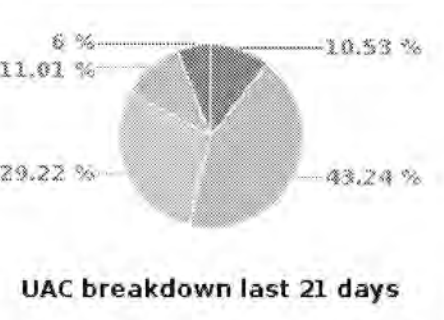
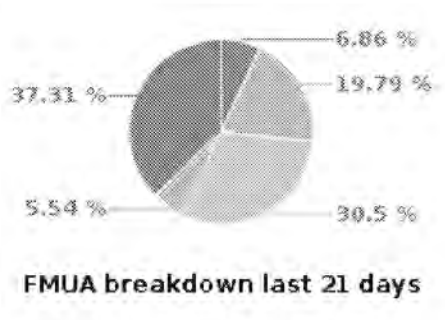
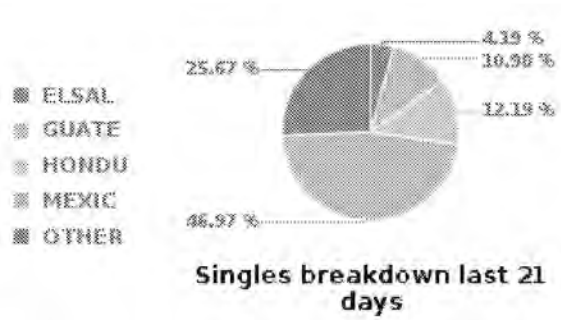
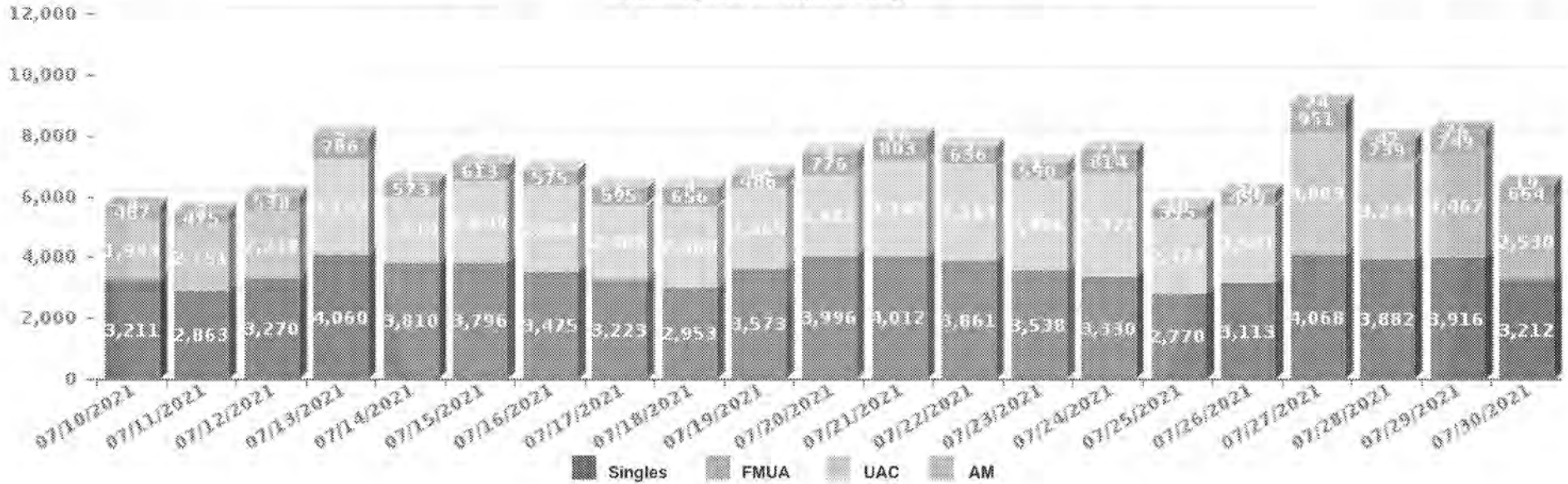
All Soft Sided/Modulars facilities are also reflected within their Sector capacity above

Preliminary Data and Subject to Change



UNCLASSIFIED//~~FOR OFFICIAL USE ONLY~~//LAW ENFORCEMENT SENSITIVE

**U.S. Customs and Border Protection - Southwest Border**  
**Office of Field Operations / U.S. Border Patrol**  
**Migration Crisis Action Team**  
**Total CBP Southwest Border Encounters (UAC/AM/FMUA/Singles)**  
 Preliminary Data and Subject to Change



Preliminary Data and Subject to Change  
 UNCLASSIFIED//~~FOR OFFICIAL USE ONLY~~//LAW ENFORCEMENT SENSITIVE



U.S. Customs and Border Protection - Southwest Border  
 Office of Field Operations / U.S. Border Patrol  
 Migration Crisis Action Team  
 Time in Custody over 72 hours



	UAC			UAC			UAC		
	OFO			USBP			CBP		
	In Custody > 72 hrs	In Custody > 120 hrs	In Custody > 240 hrs	In Custody > 72 hrs	In Custody > 120 hrs	In Custody > 240 hrs	In Custody > 72 hrs	In Custody > 120 hrs	In Custody > 240 hrs
7/25/21	<b>(b)(7)(E)</b>								
7/26/21									
7/27/21									
7/28/21									
7/29/21									
7/30/21									
7/31/21									
Total									

	FMUA			FMUA			FMUA		
	OFO			USBP			CBP		
	In Custody > 72 hrs	In Custody > 120 hrs	In Custody > 240 hrs	In Custody > 72 hrs	In Custody > 120 hrs	In Custody > 240 hrs	In Custody > 72 hrs	In Custody > 120 hrs	In Custody > 240 hrs
7/25/21	<b>(b)(7)(E)</b>								
7/26/21									
7/27/21									
7/28/21									
7/29/21									
7/30/21									
7/31/21									
Total									

	SINGLE ADULTS			SINGLE ADULTS			SINGLE ADULTS		
	OFO			USBP			CBP		
	In Custody > 72 hrs	In Custody > 120 hrs	In Custody > 240 hrs	In Custody > 72 hrs	In Custody > 120 hrs	In Custody > 240 hrs	In Custody > 72 hrs	In Custody > 120 hrs	In Custody > 240 hrs
7/25/21	<b>(b)(7)(E)</b>								
7/26/21									
7/27/21									
7/28/21									
7/29/21									
7/30/21									
7/31/21									
Total									

	AM			AM		
	OFO			CBP		
	In Custody > 72 hrs	In Custody > 120 hrs	In Custody > 240 hrs	In Custody > 72 hrs	In Custody > 120 hrs	In Custody > 240 hrs
7/25/21	<b>(b)(7)(E)</b>					
7/26/21						
7/27/21						
7/28/21						
7/29/21						
7/30/21						
7/31/21						
Total						



U.S. Customs and Border Protection - Southwest Border  
 Office of Field Operations / U.S. Border Patrol  
 Migration Crisis Action Team  
 Time in Custody by Sector/Field Office



Sector	USBP Encounters (Previous Day)						Time in Custody					
	Total	21-Day Average	UAC	AM (OFO only)	FMUA	SA	Total	% Capacity	Average TIC (HRS)	> 72 hours	72-120 hours	> 120 hours
BBT	55	115	5		3	47	23					
DRT	1,139	1,124	43		481	615	2,763					
ELC	105	160	2		17	66	162					
EPT	558	657	93		24	441	418					
LRT	282	277	20		2	260	163					
RGV	2,396	2,687	304		1,341	659	10,400					
SDC	458	488	10		122	326	667					
TCA	494	674	66		36	390	694					
YUM	475	470	15		274	166	2,024					
<b>USBP Total</b>	<b>5,962</b>	<b>6,530</b>	<b>650</b>		<b>2,300</b>	<b>3,010</b>	<b>17,354</b>					

(b)(7)(E)

Field Office	OFO Encounters (Previous Day)						Time in Custody					
	Total	21-Day Average	UAC	AM (OFO only)	FMUA	SA	Total	% Capacity	Average TIC (HRS)	> 72 hours	72-120 hours	> 120 hours
EL PASO	72	49	2	0	36	32	4					
LAREDO	198	165	0	2	125	71	2					
SAN DIEGO	138	169	8	17	30	83	179					
TUCSON	57	41	4	0	37	16	0					
<b>OFO Total</b>	<b>465</b>	<b>425</b>	<b>14</b>	<b>19</b>	<b>230</b>	<b>202</b>	<b>185</b>					
<b>CBP Total</b>	<b>6,427</b>	<b>6,955</b>	<b>664</b>	<b>19</b>	<b>2,530</b>	<b>3,212</b>	<b>17,539</b>					

(b)(7)(E)

Message

From: (b)(6), (b)(7)(C)  
Sent: 8/3/2021 9:59:17 AM  
To: (b)(6), (b)(7)(C) DistroList-CBP MCAT  
Team: (b)(7)(E)  
(b)(7)(E) CBP HQ EOC  
(b)(7)(E) CBPSTATS-Team  
**(b)(6), (b)(7)(C), (b)(7)(E)**  
(b)(6), (b)(7)(C) FALK, SCOTT K (OCC)  
(b)(6), (b)(7)(C) (OCC)  
(b)(6), (b)(7)(C) (OCC)  
(b)(6), (b)(7)(C)  
(OCC) (b)(6), (b)(7)(C)  
(b)(6), (b)(7)(C) HIGHSMITH,  
ANNMARIE (EAC OT) (b)(6), (b)(7)(C)  
(b)(6), (b)(7)(C)  
(b)(6), (b)(7)(C) (OCC) (b)(6), (b)(7)(C)  
(b)(6), (b)(7)(C) SEAR Reporting (b)(7)(E)

**(b)(6), (b)(7)(C), (b)(7)(E)**

CC: DHS.JIAG (b)(6)

**(b)(6), (b)(7)(C)**



**(b)(6), (b)(7)(C)**

**Subject:** CBP MCAT Daily Report – Updated Version\_2021-08-03-05-57-16  
**Attachments:** CBP MCAT Daily Report – Updated Version\_2021-08-03-05-57-16.pdf

Hello,

This report replaces the previous version of the report and has been updated w/T42 expulsions.

Please contact the CBP STAT Division with any questions. Below is the email address:

(b)(7)(E)

If you want the version of the MCAT morning report using the previous logic contact: (b)(7)(E)

(b)(7)(E)

# U.S. Customs and Border Protection Migration Crisis Action Team

**August 3, 2021**

~~WARNING: This document is designated UNCLASSIFIED//LAW ENFORCEMENT SENSITIVE (U//LES). It may contain information that is exempt from public release under the Freedom of Information Act (5USC552). This document is to be controlled, handled, transmitted, distributed, and disposed of in accordance with DHS policy relating to FOUO information, and is not to be released to the public or to personnel who do not have a valid need to know without prior approval from CBP.~~



**Homeland  
Security**



UNCLASSIFIED//~~FOR OFFICIAL USE ONLY~~//LAW ENFORCEMENT SENSITIVE

**U.S. Customs and Border Protection - Southwest Border**  
**Office of Field Operations / U.S. Border Patrol**  
**Migration Crisis Action Team**



Data is through: 8/2/2021

Preliminary Data and Subject to Change

Report Run Date: 8/3/2021 5:58:21 AM

Total	Demographic	Encounters (Previous Day)	Title 42	T8 Apprehensions/ Inadmissibles	21-Day Average (Encounters)	Currently in Custody	Average TIC (HRS)	CBP Processed Complete	UC Transfers/ TOT ERO (Previous Day)	All Other TOT's/ REPATS (Previous Day)	USBP NTA (OR) Released (Previous Day)
CBP Southwest Border	UC	684	0	684	656	2,330	57	607	697	26	0
	AM (OFO only)	7	4	3	13	9	72	0	0	50	NA
	FMUA	2,430	191	2,239	2,979	9,404	67	1,767	414	0	851
	Single Adults	2,627	1,884	743	3,489	4,969	110	2,266	543	394	236
	<b>Total Apps</b>	<b>5,748</b>	<b>2,079</b>	<b>3,669</b>	<b>7,137</b>	<b>16,712</b>	<b>78</b>	<b>4,640</b>	<b>1,654</b>	<b>470</b>	<b>1,087</b>

Total	Demographic	Encounters (Previous Day)	Title 42	T8 Apprehensions	21-Day Average (Encounters)	Currently in Custody	Average TIC (HRS)	USBP Processed Complete	UC Transfers/ TOT ERO (Previous Day)	All Other TOT's/ REPATS (Previous Day)	USBP NTA (OR) Released (Previous Day)
USBP Southwest Border	UC	676	0	676	645	2,315	57	605	695	0	0
	FMUA	2,225	191	2,034	2,756	9,341	67	1,767	299	0	851
	Single Adults	2,452	1,831	621	3,309	4,893	111	2,266	491	0	236
	<b>Total Apps</b>	<b>5,353</b>	<b>2,022</b>	<b>3,331</b>	<b>6,711</b>	<b>16,549</b>	<b>78</b>	<b>4,638</b>	<b>1,485</b>	<b>0</b>	<b>1,087</b>

Total	Demographic	Encounters (Previous Day)	Title 42	T8 Inadmissibles	21-Day Average (Encounters)	Currently in Custody	Average TIC (HRS)	OFO Processed Complete	TOT ERO (Previous Day)	All Other TOT's/ REPATS (Previous Day)	N/A
OFO Southwest Border	UAC	8	0	8	11	15	56	2	2	26	
	AM	7	4	3	13	9	72	0	0	50	
	FMUA	205	0	205	223	63	101	0	115	0	
	Single Adults	175	53	122	180	76	53	0	52	394	
	<b>Total Subjects</b>	<b>395</b>	<b>57</b>	<b>338</b>	<b>426</b>	<b>163</b>	<b>73</b>	<b>2</b>	<b>169</b>	<b>470</b>	

Preliminary Data and Subject to Change  
 UNCLASSIFIED//~~FOR OFFICIAL USE ONLY~~//LAW ENFORCEMENT SENSITIVE



U.S. Customs and Border Protection - Southwest Border  
Migration Crisis Action Team  
August 3, 2021



Preliminary Data and Subject to Change

Sector	Capacity	In Custody	% Capacity
BBT	(b)(7)(E)	34	(b)(7)(E)
DRT		2,462	
ELC		218	
EPT		611	
LRT		606	
RGV		8,140	
SDC		943	
TCA		811	
YUM		2,724	
Total		16,549	

Field Office	Capacity	In Custody	% Capacity
EL PASO	(b)(7)(E)	2	(b)(7)(E)
LAREDO		8	
SAN DIEGO		153	
TUCSON		0	
Total		163	

Port of Entry	Capacity	In Custody	% Capacity
BROWNSVILLE, TX (2301)	(b)(7)(E)	(b)(7)(E)	(b)(7)(E)
CALEXICO, CA (2503/2507)			
DEL RIO, TX (2302)			
EAGLE PASS, TX (2303)			
EL PASO, TX (2402)			
OTAY MESA (2506)			
SAN YSIDRO (2504)			

Central Processing	Capacity	In Custody	% Capacity
TCA/TCC	(b)(7)(E)	127	(b)(7)(E)

\*RGV sector capacity and in-custody numbers include the CPC figures  
\*\*Tucson sector capacity and in-custody numbers include the TCC figures

Soft Sided Facility	Capacity	In Custody	% Capacity
DRT/SSF	(b)(7)(E)	(b)(7)(E)	(b)(7)(E)
RGV/DHF			
RGV/DNT			
TCA/TSS			
YUM/YSS			

Modulars	Capacity	In Custody	% Capacity
EPT/MCPC	(b)(7)(E)	497	(b)(7)(E)


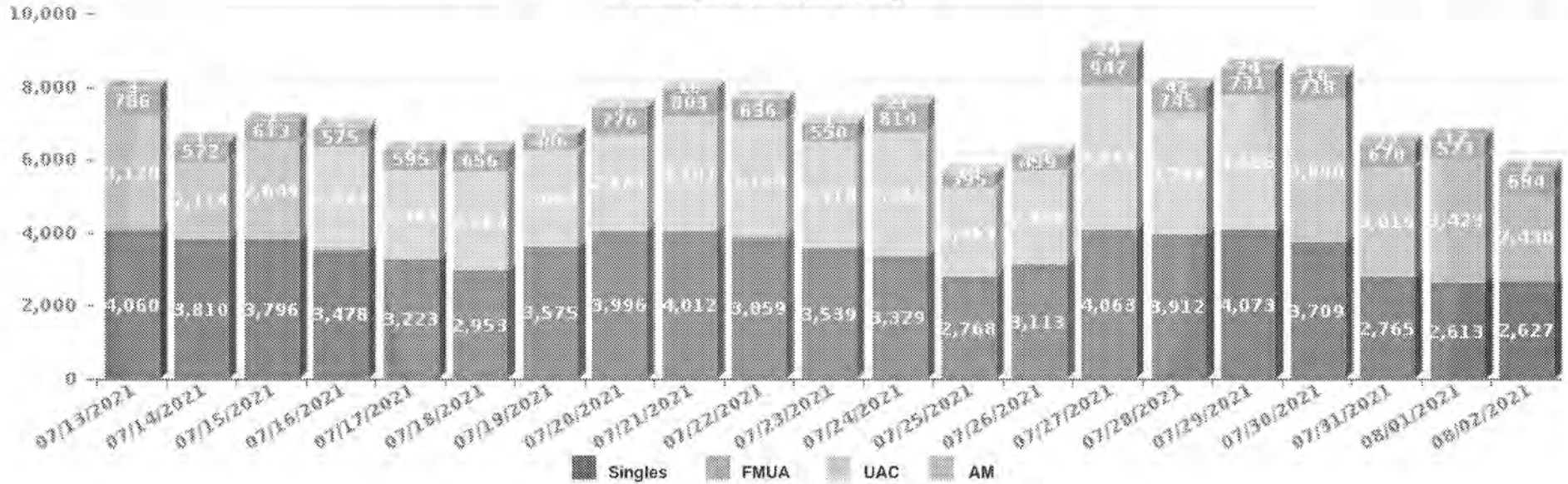
All Soft Sided/Modulars facilities are also reflected within their Sector capacity above

Preliminary Data and Subject to Change



UNCLASSIFIED//~~FOR OFFICIAL USE ONLY~~//LAW ENFORCEMENT SENSITIVE

**U.S. Customs and Border Protection - Southwest Border**  
**Office of Field Operations / U.S. Border Patrol**  
**Migration Crisis Action Team**  
**Total CBP Southwest Border Encounters (UAC/AM/FMUA/Singles)**  
 Preliminary Data and Subject to Change



Preliminary Data and Subject to Change  
 UNCLASSIFIED//~~FOR OFFICIAL USE ONLY~~//LAW ENFORCEMENT SENSITIVE



U.S. Customs and Border Protection - Southwest Border  
 Office of Field Operations / U.S. Border Patrol  
 Migration Crisis Action Team  
 Time in Custody over 72 hours



	UAC			UAC			UAC		
	OFO			USBP			CBP		
	In Custody > 72 hrs	In Custody > 120 hrs	In Custody > 240 hrs	In Custody > 72 hrs	In Custody > 120 hrs	In Custody > 240 hrs	In Custody > 72 hrs	In Custody > 120 hrs	In Custody > 240 hrs
7/28/21	<b>(b)(7)(E)</b>								
7/29/21									
7/30/21									
7/31/21									
8/1/21									
8/2/21									
8/3/21									
Total									

	FMUA			FMUA			FMUA		
	OFO			USBP			CBP		
	In Custody > 72 hrs	In Custody > 120 hrs	In Custody > 240 hrs	In Custody > 72 hrs	In Custody > 120 hrs	In Custody > 240 hrs	In Custody > 72 hrs	In Custody > 120 hrs	In Custody > 240 hrs
7/28/21	<b>(b)(7)(E)</b>								
7/29/21									
7/30/21									
7/31/21									
8/1/21									
8/2/21									
8/3/21									
Total									

	SINGLE ADULTS			SINGLE ADULTS			SINGLE ADULTS		
	OFO			USBP			CBP		
	In Custody > 72 hrs	In Custody > 120 hrs	In Custody > 240 hrs	In Custody > 72 hrs	In Custody > 120 hrs	In Custody > 240 hrs	In Custody > 72 hrs	In Custody > 120 hrs	In Custody > 240 hrs
7/28/21	<b>(b)(7)(E)</b>								
7/29/21									
7/30/21									
7/31/21									
8/1/21									
8/2/21									
8/3/21									
Total									

	AM			AM		
	OFO			CBP		
	In Custody > 72 hrs	In Custody > 120 hrs	In Custody > 240 hrs	In Custody > 72 hrs	In Custody > 120 hrs	In Custody > 240 hrs
7/28/21	<b>(b)(7)(E)</b>					
7/29/21						
7/30/21						
7/31/21						
8/1/21						
8/2/21						
8/3/21						
Total						



U.S. Customs and Border Protection - Southwest Border  
 Office of Field Operations / U.S. Border Patrol  
 Migration Crisis Action Team  
 Time in Custody by Sector/Field Office



Sector	USBP Encounters (Previous Day)						Time in Custody					
	Total	21-Day Average	UAC	AM (OFO only)	FMUA	SA	Total	% Capacity	Average TIC (HRS)	> 72 hours	72-120 hours	> 120 hours
BBT	44	103	2		4	38	34					
DRT	997	1,144	24		563	410	2,462					
ELC	117	155	3		4	110	218					
EPT	628	662	89		34	503	611					
LRT	130	273	7		2	121	606					
RGV	2,052	2,830	389		1,250	463	6,140					
SDC	379	482	13		72	294	943					
TCA	438	667	99		25	314	811					
YUM	570	496	50		321	199	2,724					
<b>USBP Total</b>	<b>5,353</b>	<b>6,711</b>	<b>676</b>		<b>2,225</b>	<b>2,452</b>	<b>16,549</b>					

(b)(7)(E)

Field Office	OFO Encounters (Previous Day)						Time in Custody					
	Total	21-Day Average	UAC	AM (OFO only)	FMUA	SA	Total	% Capacity	Average TIC (HRS)	> 72 hours	72-120 hours	> 120 hours
EL PASO	64	50	0	0	33	31	2					
LAREDO	192	164	3	3	106	78	6					
SAN DIEGO	129	171	5	4	62	58	153					
TUCSON	10	41	0	0	2	8	0					
<b>OFO Total</b>	<b>395</b>	<b>426</b>	<b>8</b>	<b>7</b>	<b>205</b>	<b>175</b>	<b>163</b>					
<b>CBP Total</b>	<b>5,748</b>	<b>7,137</b>	<b>684</b>	<b>7</b>	<b>2,430</b>	<b>2,627</b>	<b>16,712</b>					

(b)(7)(E)



Message

From: (b)(6), (b)(7)(C)  
Sent: 8/4/2021 9:59:57 AM  
To: (b)(6), (b)(7)(C) DistroList-CBP MCAT  
Team: (b)(7)(E)  
(b)(7)(E) CBP HQ EOC  
(b)(7)(E) CBPSTATS-Team  
(b)(6), (b)(7)(C), (b)(7)(E)  
(b)(6), (b)(7)(C) FALK, SCOTT K (OCC)  
(b)(6), (b)(7)(C) (OCC)  
(b)(6), (b)(7)(C) (OCC)  
(b)(6), (b)(7)(C)  
(OCC) (b)(6), (b)(7)(C)  
(b)(6), (b)(7)(C) HIGHSMITH,  
ANNMARIE (EAC OT) (b)(6), (b)(7)(C)  
(b)(6), (b)(7)(C)  
(b)(6), (b)(7)(C) (OCC) (b)(6), (b)(7)(C)  
(b)(6), (b)(7)(C) (b)(6), (b)(7)(C)  
(b)(6), (b)(7)(C) SEAR Reporting (b)(7)(E)

**(b)(6), (b)(7)(C), (b)(7)(E)**

CC: DHS,JIAG: (b)(6)

**(b)(6), (b)(7)(C)**

**(b)(6), (b)(7)(C)**

**Subject:** CBP MCAT Daily Report – Updated Version\_2021-08-04-05-57-27  
**Attachments:** CBP MCAT Daily Report – Updated Version\_2021-08-04-05-57-27.pdf

Hello,

This report replaces the previous version of the report and has been updated w/T42 expulsions.

Please contact the CBP STAT Division with any questions. Below is the email address:

(b)(7)(E)

If you want the version of the MCAT morning report using the previous logic contact: (b)(7)(E)

(b)(7)(E)

# U.S. Customs and Border Protection Migration Crisis Action Team

**August 4, 2021**

~~WARNING: This document is designated UNCLASSIFIED//LAW ENFORCEMENT SENSITIVE (U//LES). It may contain information that is exempt from public release under the Freedom of Information Act (5USC552). This document is to be controlled, handled, transmitted, distributed, and disposed of in accordance with DHS policy relating to FOUO information, and is not to be released to the public or to personnel who do not have a valid need to know without prior approval from CBP.~~



**Homeland  
Security**



UNCLASSIFIED//~~FOR OFFICIAL USE ONLY~~//LAW ENFORCEMENT SENSITIVE

**U.S. Customs and Border Protection - Southwest Border**  
**Office of Field Operations / U.S. Border Patrol**  
**Migration Crisis Action Team**



Data is through: 8/3/2021

Preliminary Data and Subject to Change

Report Run Date: 8/4/2021 5:59:14 AM

Total	Demographic	Encounters (Previous Day)	Title 42	T8 Apprehensions/ Inadmissibles	21-Day Average (Encounters)	Currently in Custody	Average TIC (HRS)	CBP Processed Complete	UC Transfers/ TOT ERO (Previous Day)	All Other TOT's/ REPATS (Previous Day)	USBP NTA (OR) Released (Previous Day)
CBP Southwest Border	UC	566	0	566	651	2,499	62	1,003	470	23	0
	AM (OFO only)	4	4	0	13	8	95	0	0	56	NA
	FMUA	2,407	203	2,204	2,970	8,049	71	1,391	361	5	749
	Single Adults	3,286	2,169	1,117	3,463	5,113	105	2,577	685	455	193
	<b>Total Apps</b>	<b>6,263</b>	<b>2,376</b>	<b>3,887</b>	<b>7,098</b>	<b>15,669</b>	<b>80</b>	<b>4,971</b>	<b>1,516</b>	<b>539</b>	<b>942</b>

Total	Demographic	Encounters (Previous Day)	Title 42	T8 Apprehensions	21-Day Average (Encounters)	Currently in Custody	Average TIC (HRS)	USBP Processed Complete	UC Transfers/ TOT ERO (Previous Day)	All Other TOT's/ REPATS (Previous Day)	USBP NTA (OR) Released (Previous Day)
USBP Southwest Border	UC	546	0	546	640	2,481	62	1,003	465	0	0
	FMUA	2,194	203	1,991	2,750	7,988	71	1,391	300	0	749
	Single Adults	3,089	2,117	972	3,280	5,048	106	2,577	668	0	193
	<b>Total Apps</b>	<b>5,829</b>	<b>2,320</b>	<b>3,509</b>	<b>6,670</b>	<b>15,517</b>	<b>80</b>	<b>4,971</b>	<b>1,433</b>	<b>0</b>	<b>942</b>

Total	Demographic	Encounters (Previous Day)	Title 42	T8 Inadmissibles	21-Day Average (Encounters)	Currently in Custody	Average TIC (HRS)	OFO Processed Complete	TOT ERO (Previous Day)	All Other TOT's/ REPATS (Previous Day)	N/A
OFO Southwest Border	UAC	20	0	20	11	18	55	0	5	23	
	AM	4	4	0	13	8	95	0	0	56	
	FMUA	213	0	213	220	61	109	0	61	5	
	Single Adults	197	52	145	183	65	46	0	17	455	
	<b>Total Subjects</b>	<b>434</b>	<b>56</b>	<b>378</b>	<b>427</b>	<b>152</b>	<b>75</b>	<b>0</b>	<b>83</b>	<b>539</b>	

Preliminary Data and Subject to Change  
 UNCLASSIFIED//~~FOR OFFICIAL USE ONLY~~//LAW ENFORCEMENT SENSITIVE



U.S. Customs and Border Protection - Southwest Border  
Migration Crisis Action Team  
August 4, 2021



Preliminary Data and Subject to Change

Sector	Capacity	In Custody	% Capacity
BBT	(b)(7)(E)	9	(b)(7)(E)
DRT		2,144	
ELC		221	
EPT		776	
LRT		793	
RGV		7,103	
SDC		905	
TCA		804	
YUM		2,762	
Total		15,517	

Field Office	Capacity	In Custody	% Capacity
EL PASO	(b)(7)(E)	8	(b)(7)(E)
LAREDO		9	
SAN DIEGO		133	
TUCSON		2	
Total		152	

Port of Entry	Capacity	In Custody	% Capacity
BROWNSVILLE, TX (2301)	(b)(7)(E)		
CALEXICO, CA (2503/2507)			
EAGLE PASS, TX (2303)			
EL PASO, TX (2402)			
LAREDO, TX (2304)			
NOGALES, AZ (2604)			
OTAY MESA (2506)			
PROGRESO, TX (2309)			
SAN YSIDRO (2504)			

Central Processing	Capacity	In Custody	% Capacity
TCA/TCC	(b)(7)(E)	91	(b)(7)(E)

\*RGV sector capacity and in-custody numbers include the CPC figures  
\*\*Tucson sector capacity and in-custody numbers include the TCC figures

Soft Sided Facility	Capacity	In Custody	% Capacity
DRT/SSF	(b)(7)(E)	860	(b)(7)(E)
RGV/DHF		3	
RGV/DNT		2,874	
TCA/TSS		473	
YUM/YSS		1,988	

Modulars	Capacity	In Custody	% Capacity
EPT/MCPC	(b)(7)(E)	656	(b)(7)(E)

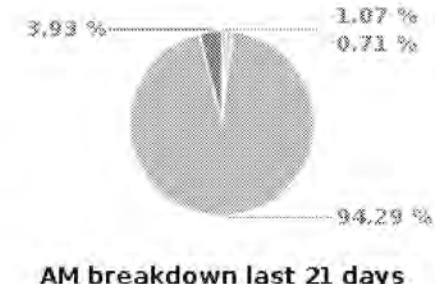
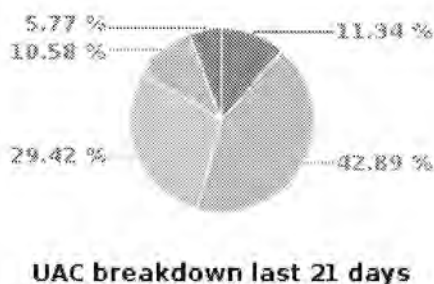
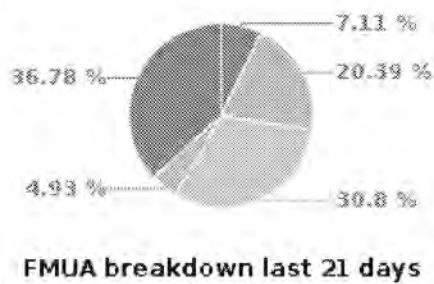
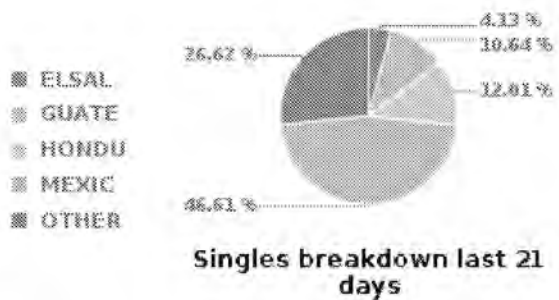
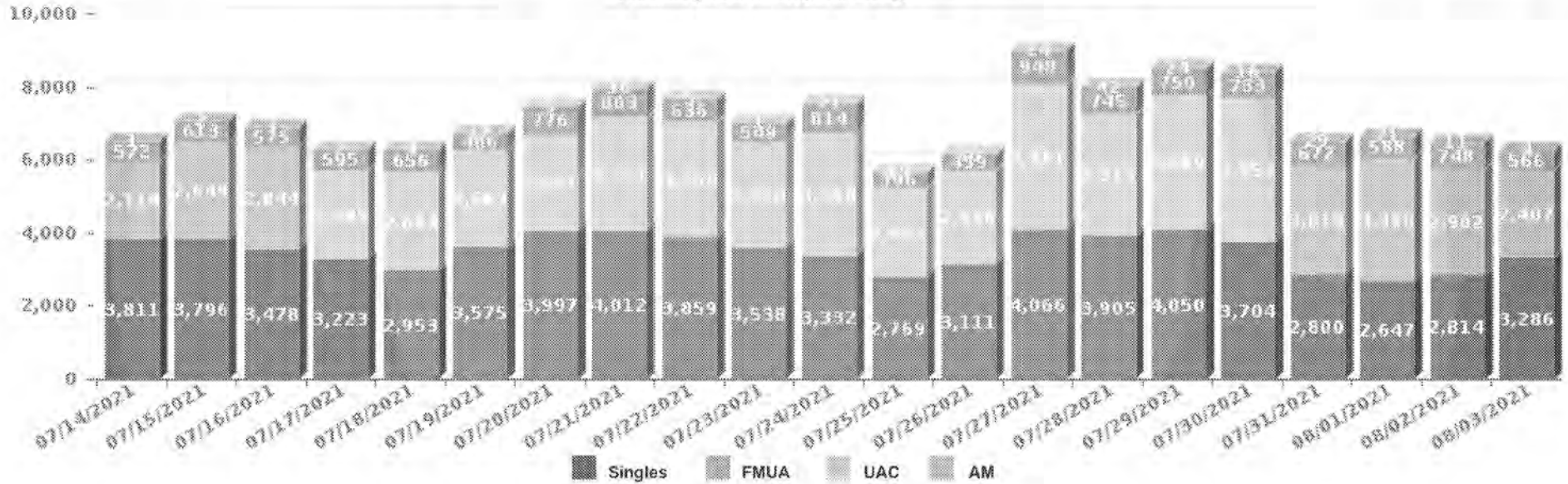
All Soft Sided/Modulars facilities are also reflected within their Sector capacity above

Preliminary Data and Subject to Change



UNCLASSIFIED//FOR OFFICIAL USE ONLY//LAW ENFORCEMENT SENSITIVE

**U.S. Customs and Border Protection - Southwest Border**  
**Office of Field Operations / U.S. Border Patrol**  
**Migration Crisis Action Team**  
**Total CBP Southwest Border Encounters (UAC/AM/FMUA/Singles)**  
 Preliminary Data and Subject to Change



Preliminary Data and Subject to Change  
 UNCLASSIFIED//FOR OFFICIAL USE ONLY//LAW ENFORCEMENT SENSITIVE



U.S. Customs and Border Protection - Southwest Border  
 Office of Field Operations / U.S. Border Patrol  
 Migration Crisis Action Team  
 Time in Custody over 72 hours



	UAC			UAC			UAC		
	OFO			USBP			CBP		
	In Custody > 72 hrs	In Custody > 120 hrs	In Custody > 240 hrs	In Custody > 72 hrs	In Custody > 120 hrs	In Custody > 240 hrs	In Custody > 72 hrs	In Custody > 120 hrs	In Custody > 240 hrs
7/29/21	<b>(b)(7)(E)</b>								
7/30/21									
7/31/21									
8/1/21									
8/2/21									
8/3/21									
8/4/21									
Total									

	FMUA			FMUA			FMUA		
	OFO			USBP			CBP		
	In Custody > 72 hrs	In Custody > 120 hrs	In Custody > 240 hrs	In Custody > 72 hrs	In Custody > 120 hrs	In Custody > 240 hrs	In Custody > 72 hrs	In Custody > 120 hrs	In Custody > 240 hrs
7/29/21	<b>(b)(7)(E)</b>								
7/30/21									
7/31/21									
8/1/21									
8/2/21									
8/3/21									
8/4/21									
Total									

	SINGLE ADULTS			SINGLE ADULTS			SINGLE ADULTS		
	OFO			USBP			CBP		
	In Custody > 72 hrs	In Custody > 120 hrs	In Custody > 240 hrs	In Custody > 72 hrs	In Custody > 120 hrs	In Custody > 240 hrs	In Custody > 72 hrs	In Custody > 120 hrs	In Custody > 240 hrs
7/29/21	<b>(b)(7)(E)</b>								
7/30/21									
7/31/21									
8/1/21									
8/2/21									
8/3/21									
8/4/21									
Total									

	AM			AM		
	OFO			CBP		
	In Custody > 72 hrs	In Custody > 120 hrs	In Custody > 240 hrs	In Custody > 72 hrs	In Custody > 120 hrs	In Custody > 240 hrs
7/29/21	<b>(b)(7)(E)</b>					
7/30/21						
7/31/21						
8/1/21						
8/2/21						
8/3/21						
8/4/21						
Total						





U.S. Customs and Border Protection - Southwest Border  
 Office of Field Operations / U.S. Border Patrol  
 Migration Crisis Action Team  
 Time in Custody by Sector/Field Office



Sector	USBP Encounters (Previous Day)						Time in Custody					
	Total	21-Day Average	UAC	AM (OFO only)	FMUA	SA	Total	% Capacity	Average TIC (HRS)	> 72 hours	72-120 hours	> 120 hours
BBT	34	100	0		2	32	9					
DRT	974	1,136	22		345	606	2,144					
ELC	164	153	8		6	150	221					
EPT	714	666	63		48	603	776					
LRT	140	258	15		0	125	793					
RGV	2,513	2,824	339		1,470	704	7,103					
SDC	381	478	13		85	283	905					
TCA	503	867	54		12	437	804					
YUM	405	498	32		225	149	2,762					
<b>USBP Total</b>	<b>5,829</b>	<b>6,670</b>	<b>546</b>		<b>2,194</b>	<b>3,089</b>	<b>15,517</b>					

**(b)(7)(E)**

Field Office	OFO Encounters (Previous Day)						Time in Custody					
	Total	21-Day Average	UAC	AM (OFO only)	FMUA	SA	Total	% Capacity	Average TIC (HRS)	> 72 hours	72-120 hours	> 120 hours
EL PASO	67	51	3	1	39	24	8					
LAREDO	218	165	6	1	115	96	9					
SAN DIEGO	130	172	9	1	56	64	133					
TUCSON	19	39	2	1	3	13	2					
<b>OFO Total</b>	<b>434</b>	<b>427</b>	<b>20</b>	<b>4</b>	<b>213</b>	<b>197</b>	<b>152</b>					
<b>CBP Total</b>	<b>6,263</b>	<b>7,098</b>	<b>566</b>	<b>4</b>	<b>2,407</b>	<b>3,286</b>	<b>15,669</b>					

**(b)(7)(E)**

Message

From: (b)(6), (b)(7)(C)  
Sent: 8/5/2021 9:59:22 AM  
To: (b)(6), (b)(7)(C) DistroList-CBP MCAT  
Team: (b)(7)(E) CBP HQ EOC  
(b)(7)(E) CBPSTATS-Team  
(b)(6), (b)(7)(C), (b)(7)(E)  
(b)(6), (b)(7)(C) FALK, SCOTT K (OCC)  
(b)(6), (b)(7)(C) (OCC)  
(b)(6), (b)(7)(C) (OCC)  
(b)(6), (b)(7)(C)  
(OCC) (b)(6), (b)(7)(C)  
(b)(6), (b)(7)(C) HIGHSMITH,  
ANNMARIE (EAC OT) (b)(6), (b)(7)(C)  
(b)(6), (b)(7)(C)  
(b)(6), (b)(7)(C) (OCC) (b)(6), (b)(7)(C)  
(b)(6), (b)(7)(C) SEAR Reporting (b)(7)(E)

**(b)(6), (b)(7)(C), (b)(7)(E)**

CC: DHS,JIAG (b)(6)

**(b)(6), (b)(7)(C)**

**(b)(6), (b)(7)(C)**

**Subject:** CBP MCAT Daily Report – Updated Version\_2021-08-05-05-57-03  
**Attachments:** CBP MCAT Daily Report – Updated Version\_2021-08-05-05-57-03.pdf

Hello,

This report replaces the previous version of the report and has been updated w/T42 expulsions.

Please contact the CBP STAT Division with any questions. Below is the email address:

(b)(7)(E)

If you want the version of the MCAT morning report using the previous logic contact: (b)(7)(E)

(b)(7)(E)

# U.S. Customs and Border Protection Migration Crisis Action Team

**August 5, 2021**

~~WARNING: This document is designated UNCLASSIFIED//LAW ENFORCEMENT SENSITIVE (U//LES). It may contain information that is exempt from public release under the Freedom of Information Act (5USC552). This document is to be controlled, handled, transmitted, distributed, and disposed of in accordance with DHS policy relating to FOUO information, and is not to be released to the public or to personnel who do not have a valid need to know without prior approval from CBP.~~



**Homeland  
Security**



UNCLASSIFIED//~~FOR OFFICIAL USE ONLY~~//LAW ENFORCEMENT SENSITIVE

**U.S. Customs and Border Protection - Southwest Border**  
**Office of Field Operations / U.S. Border Patrol**  
**Migration Crisis Action Team**



Data is through: 8/4/2021

Preliminary Data and Subject to Change

Report Run Date: 8/5/2021 5:58:21 AM

Total	Demographic	Encounters (Previous Day)	Title 42	T8 Apprehensions/ Inadmissibles	21-Day Average (Encounters)	Currently in Custody	Average TIC (HRS)	CBP Processed Complete	UC Transfers/ TOT ERO (Previous Day)	All Other TOT's/ REPATS (Previous Day)	USBP NTA (OR) Released (Previous Day)
CBP Southwest Border	UC	906	0	906	672	2,800	58	1,307	591	36	0
	AM (OFO only)	18	10	8	15	6	71	0	0	81	NA
	FMUA	2,540	173	2,367	3,034	8,202	71	2,159	244	4	1,010
	Single Adults	3,260	2,204	1,056	3,460	4,731	108	2,468	454	407	211
	<b>Total Apps</b>	<b>6,724</b>	<b>2,387</b>	<b>4,337</b>	<b>7,180</b>	<b>15,739</b>	<b>80</b>	<b>5,934</b>	<b>1,289</b>	<b>528</b>	<b>1,221</b>

Total	Demographic	Encounters (Previous Day)	Title 42	T8 Apprehensions	21-Day Average (Encounters)	Currently in Custody	Average TIC (HRS)	USBP Processed Complete	UC Transfers/ TOT ERO (Previous Day)	All Other TOT's/ REPATS (Previous Day)	USBP NTA (OR) Released (Previous Day)
USBP Southwest Border	UC	889	0	889	661	2,785	58	1,304	579	0	0
	FMUA	2,268	173	2,095	2,816	8,111	72	2,114	219	0	1,010
	Single Adults	3,059	2,125	934	3,275	4,655	109	2,457	432	0	211
	<b>Total Apps</b>	<b>6,216</b>	<b>2,298</b>	<b>3,918</b>	<b>6,752</b>	<b>15,551</b>	<b>80</b>	<b>5,875</b>	<b>1,230</b>	<b>0</b>	<b>1,221</b>

Total	Demographic	Encounters (Previous Day)	Title 42	T8 Inadmissibles	21-Day Average (Encounters)	Currently in Custody	Average TIC (HRS)	OFO Processed Complete	TOT ERO (Previous Day)	All Other TOT's/ REPATS (Previous Day)	N/A
OFO Southwest Border	UAC	17	0	17	11	15	24	3	12	36	
	AM	18	10	8	15	6	71	0	0	81	
	FMUA	272	0	272	218	91	38	45	25	4	
	Single Adults	201	79	122	185	76	27	11	22	407	
	<b>Total Subjects</b>	<b>508</b>	<b>89</b>	<b>419</b>	<b>428</b>	<b>188</b>	<b>34</b>	<b>59</b>	<b>59</b>	<b>528</b>	

Preliminary Data and Subject to Change  
 UNCLASSIFIED//~~FOR OFFICIAL USE ONLY~~//LAW ENFORCEMENT SENSITIVE



U.S. Customs and Border Protection - Southwest Border  
Migration Crisis Action Team  
August 5, 2021



Preliminary Data and Subject to Change

Sector	Capacity	In Custody	% Capacity
BBT	(b)(7)(E)	18	(b)(7)(E)
DRT		2,164	
ELC		242	
EPT		1,010	
LRT		510	
RGV		7,356	
SDC		749	
TCA		808	
YUM		2,694	
Total		15,551	

Central Processing	Capacity	In Custody	% Capacity
TCA/TCC	(b)(7)(E)	162	(b)(7)(E)

\*RGV sector capacity and in-custody numbers include the CPC figures  
\*\*Tucson sector capacity and in-custody numbers include the TCC figures

Soft Sided Facility	Capacity	In Custody	% Capacity
DRT/SSF	(b)(7)(E)	893	(b)(7)(E)
RGV/DHF		3	
RGV/DNT		2,836	
TCA/TSS		519	
YUM/YSS		1,943	

Modulars	Capacity	In Custody	% Capacity
EPT/MCPC	(b)(7)(E)	920	(b)(7)(E)

All Soft Sided/Modulars facilities are also reflected within their Sector capacity above

Field Office	Capacity	In Custody	% Capacity
EL PASO	(b)(7)(E)	5	(b)(7)(E)
LAREDO		16	
SAN DIEGO		162	
TUCSON		5	
Total		188	

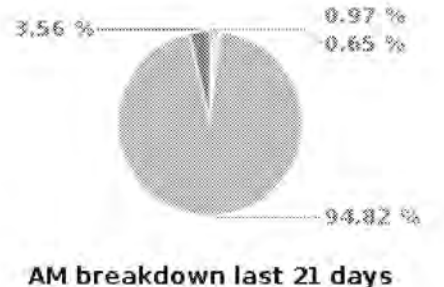
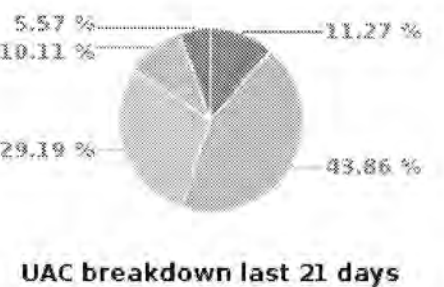
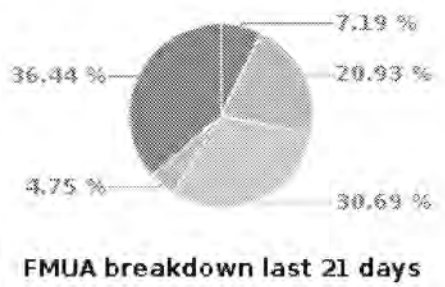
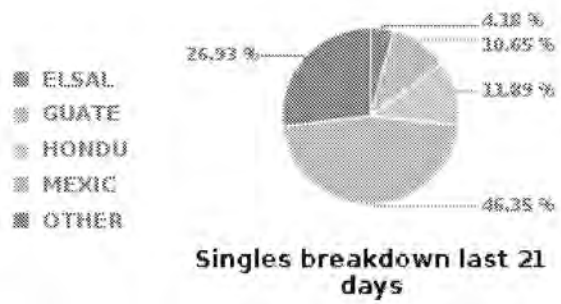
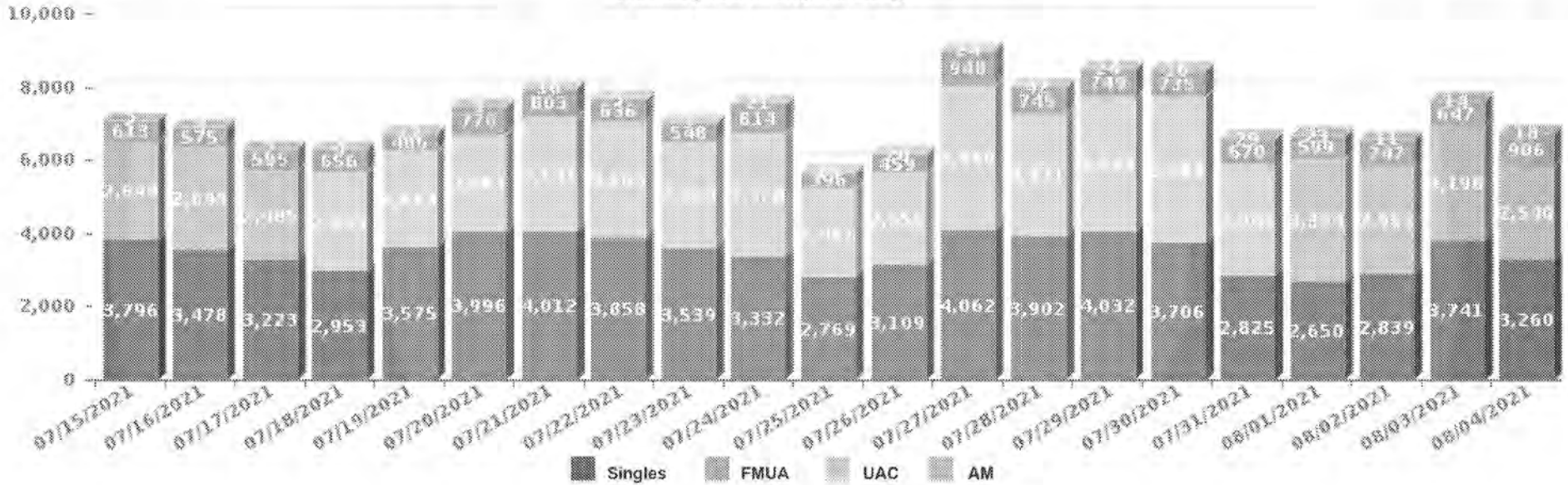
Port of Entry	Capacity	In Custody	% Capacity
BROWNSVILLE, TX (2301)	(b)(7)(E)	(b)(7)(E)	(b)(7)(E)
CALEXICO, CA (2503/2507)			
DEL RIO, TX (2302)			
EAGLE PASS, TX (2303)			
EL PASO, TX (2402)			
HIDALGO, TX (2305)			
LAREDO, TX (2304)			
NOGALES, AZ (2604)			
OTAY MESA (2506)			
SAN YSIDRO (2504)			

Preliminary Data and Subject to Change



UNCLASSIFIED//~~FOR OFFICIAL USE ONLY~~//LAW ENFORCEMENT SENSITIVE

**U.S. Customs and Border Protection - Southwest Border**  
**Office of Field Operations / U.S. Border Patrol**  
**Migration Crisis Action Team**  
**Total CBP Southwest Border Encounters (UAC/AM/FMUA/Singles)**  
 Preliminary Data and Subject to Change



Preliminary Data and Subject to Change  
 UNCLASSIFIED//~~FOR OFFICIAL USE ONLY~~//LAW ENFORCEMENT SENSITIVE





U.S. Customs and Border Protection - Southwest Border  
 Office of Field Operations / U.S. Border Patrol  
 Migration Crisis Action Team  
 Time in Custody over 72 hours



	UAC			UAC			UAC		
	OFO			USBP			CBP		
	In Custody > 72 hrs	In Custody > 120 hrs	In Custody > 240 hrs	In Custody > 72 hrs	In Custody > 120 hrs	In Custody > 240 hrs	In Custody > 72 hrs	In Custody > 120 hrs	In Custody > 240 hrs
7/30/21	<b>(b)(7)(E)</b>								
7/31/21									
8/1/21									
8/2/21									
8/3/21									
8/4/21									
8/5/21									
Total									

	FMUA			FMUA			FMUA		
	OFO			USBP			CBP		
	In Custody > 72 hrs	In Custody > 120 hrs	In Custody > 240 hrs	In Custody > 72 hrs	In Custody > 120 hrs	In Custody > 240 hrs	In Custody > 72 hrs	In Custody > 120 hrs	In Custody > 240 hrs
7/30/21	<b>(b)(7)(E)</b>								
7/31/21									
8/1/21									
8/2/21									
8/3/21									
8/4/21									
8/5/21									
Total									

	SINGLE ADULTS			SINGLE ADULTS			SINGLE ADULTS		
	OFO			USBP			CBP		
	In Custody > 72 hrs	In Custody > 120 hrs	In Custody > 240 hrs	In Custody > 72 hrs	In Custody > 120 hrs	In Custody > 240 hrs	In Custody > 72 hrs	In Custody > 120 hrs	In Custody > 240 hrs
7/30/21	<b>(b)(7)(E)</b>								
7/31/21									
8/1/21									
8/2/21									
8/3/21									
8/4/21									
8/5/21									
Total									

	AM			AM		
	OFO			CBP		
	In Custody > 72 hrs	In Custody > 120 hrs	In Custody > 240 hrs	In Custody > 72 hrs	In Custody > 120 hrs	In Custody > 240 hrs
7/30/21	<b>(b)(7)(E)</b>					
7/31/21						
8/1/21						
8/2/21						
8/3/21						
8/4/21						
8/5/21						
Total						



U.S. Customs and Border Protection - Southwest Border  
 Office of Field Operations / U.S. Border Patrol  
 Migration Crisis Action Team  
 Time in Custody by Sector/Field Office



Sector	USBP Encounters (Previous Day)						Time in Custody					
	Total	21-Day Average	UAC	AM (OFO only)	FMUA	SA	Total	% Capacity	Average TIC (HRS)	> 72 hours	72-120 hours	> 120 hours
BBT	45	93	1		0	45	18					
DRT	1,027	1,142	24		396	607	2,164					
ELC	167	151	4		6	157	242					
EPT	781	668	128		37	616	1,010					
LRT	159	262	9		5	145	510					
RGV	2,541	2,894	415		1,452	674	7,356					
SDC	349	473	8		77	264	749					
TCA	725	867	271		47	407	908					
YUM	421	503	29		248	144	2,694					
<b>USBP Total</b>	<b>6,216</b>	<b>6,752</b>	<b>889</b>		<b>2,268</b>	<b>3,059</b>	<b>15,551</b>					

**(b)(7)(E)**

Field Office	OFO Encounters (Previous Day)						Time in Custody					
	Total	21-Day Average	UAC	AM (OFO only)	FMUA	SA	Total	% Capacity	Average TIC (HRS)	> 72 hours	72-120 hours	> 120 hours
EL PASO	65	51	0	0	45	20	5					
LAREDO	198	163	3	1	123	71	16					
SAN DIEGO	194	175	12	17	78	87	162					
TUCSON	51	39	2	0	26	23	5					
<b>OFO Total</b>	<b>508</b>	<b>428</b>	<b>17</b>	<b>18</b>	<b>272</b>	<b>201</b>	<b>188</b>					
<b>CBP Total</b>	<b>6,724</b>	<b>7,180</b>	<b>906</b>	<b>18</b>	<b>2,540</b>	<b>3,260</b>	<b>15,739</b>					

**(b)(7)(E)**

Message

From: (b)(6), (b)(7)(C)  
Sent: 8/6/2021 9:59:58 AM  
To: (b)(6), (b)(7)(C) DistroList-CBP MCAT  
(b)(6), (b)(7)(C)  
Team: (b)(7)(E) CBP HQ EOC  
(b)(7)(E) CBPSTATS-Team  
(b)(6), (b)(7)(C), (b)(7)(E)  
(b)(6), (b)(7)(C) FALK, SCOTT K (OCC)  
(b)(6), (b)(7)(C) (OCC)  
(b)(6), (b)(7)(C) (OCC)  
(b)(6), (b)(7)(C)  
(OCC) (b)(6), (b)(7)(C)  
(b)(6), (b)(7)(C) HIGHSMITH,  
ANNMARIE (EAC OT) (b)(6), (b)(7)(C)  
(b)(6), (b)(7)(C)  
(b)(6), (b)(7)(C) (OCC) (b)(6), (b)(7)(C)  
(b)(6), (b)(7)(C) SEAR Reporting (b)(7)(E)

**(b)(6), (b)(7)(C), (b)(7)(E)**

CC: DHS.JIAG: (b)(6)

**(b)(6), (b)(7)(C)**

**(b)(6), (b)(7)(C)**

**Subject:** CBP MCAT Daily Report – Updated Version\_2021-08-06-05-57-30  
**Attachments:** CBP MCAT Daily Report – Updated Version\_2021-08-06-05-57-30.pdf

Hello,

This report replaces the previous version of the report and has been updated w/T42 expulsions.

Please contact the CBP STAT Division with any questions. Below is the email address:

(b)(7)(E)

If you want the version of the MCAT morning report using the previous logic contact: (b)(7)(E)

(b)(7)(E)

# U.S. Customs and Border Protection Migration Crisis Action Team

**August 6, 2021**

~~WARNING: This document is designated UNCLASSIFIED//LAW ENFORCEMENT SENSITIVE (U//LES). It may contain information that is exempt from public release under the Freedom of Information Act (5USC552). This document is to be controlled, handled, transmitted, distributed, and disposed of in accordance with DHS policy relating to FOUO information, and is not to be released to the public or to personnel who do not have a valid need to know without prior approval from CBP.~~



**Homeland  
Security**



UNCLASSIFIED//~~FOR OFFICIAL USE ONLY~~//LAW ENFORCEMENT SENSITIVE

**U.S. Customs and Border Protection - Southwest Border**  
**Office of Field Operations / U.S. Border Patrol**  
**Migration Crisis Action Team**



Data is through: 8/5/2021

Preliminary Data and Subject to Change

Report Run Date: 8/6/2021 5:58:57 AM

Total	Demographic	Encounters (Previous Day)	Title 42	T8 Apprehensions/ Inadmissibles	21-Day Average (Encounters)	Currently in Custody	Average TIC (HRS)	CBP Processed Complete	UC Transfers/ TOT ERO (Previous Day)	All Other TOT's/ REPATS (Previous Day)	USBP NTA (OR) Released (Previous Day)
CBP Southwest Border	UC	540	0	540	672	2,382	59	1,211	973	25	0
	AM (OFO only)	10	8	2	15	1	18	0	0	49	NA
	FMUA	2,444	104	2,340	3,070	7,419	69	1,848	352	7	1,079
	Single Adults	3,373	2,355	1,018	3,451	4,648	111	2,585	664	356	166
	<b>Total Apps</b>	<b>6,367</b>	<b>2,467</b>	<b>3,900</b>	<b>7,208</b>	<b>14,450</b>	<b>80</b>	<b>5,644</b>	<b>1,989</b>	<b>437</b>	<b>1,245</b>

Total	Demographic	Encounters (Previous Day)	Title 42	T8 Apprehensions	21-Day Average (Encounters)	Currently in Custody	Average TIC (HRS)	USBP Processed Complete	UC Transfers/ TOT ERO (Previous Day)	All Other TOT's/ REPATS (Previous Day)	USBP NTA (OR) Released (Previous Day)
USBP Southwest Border	UC	535	0	535	662	2,366	59	1,208	973	0	0
	FMUA	2,208	104	2,104	2,855	7,387	69	1,803	295	0	1,079
	Single Adults	3,199	2,293	906	3,267	4,610	112	2,574	643	0	166
	<b>Total Apps</b>	<b>5,942</b>	<b>2,397</b>	<b>3,545</b>	<b>6,783</b>	<b>14,363</b>	<b>81</b>	<b>5,585</b>	<b>1,911</b>	<b>0</b>	<b>1,245</b>

Total	Demographic	Encounters (Previous Day)	Title 42	T8 Inadmissibles	21-Day Average (Encounters)	Currently in Custody	Average TIC (HRS)	OFO Processed Complete	TOT ERO (Previous Day)	All Other TOT's/ REPATS (Previous Day)	N/A
OFO Southwest Border	UAC	5	0	5	10	16	44	3	0	25	
	AM	10	8	2	15	1	18	0	0	49	
	FMUA	236	0	236	215	32	40	45	57	7	
	Single Adults	174	62	112	184	38	26	11	21	356	
	<b>Total Subjects</b>	<b>425</b>	<b>70</b>	<b>355</b>	<b>425</b>	<b>87</b>	<b>34</b>	<b>59</b>	<b>78</b>	<b>437</b>	

Preliminary Data and Subject to Change  
 UNCLASSIFIED//~~FOR OFFICIAL USE ONLY~~//LAW ENFORCEMENT SENSITIVE



U.S. Customs and Border Protection - Southwest Border  
Migration Crisis Action Team  
August 6, 2021



Preliminary Data and Subject to Change

Sector	Capacity	In Custody	% Capacity
BBT	(b)(7)(E)	13	(b)(7)(E)
DRT		2,020	
ELC		194	
EPT		1,193	
LRT		400	
RGV		6,521	
SDC		657	
TCA		618	
YUM		2,747	
Total		14,363	

Field Office	Capacity	In Custody	% Capacity
EL PASO	(b)(7)(E)	1	(b)(7)(E)
LAREDO		4	
SAN DIEGO		77	
TUCSON		5	
Total		87	

Port of Entry	Capacity	In Custody	% Capacity
CALEXICO, CA (2503/2507)	(b)(7)(E)		
DEL RIO, TX (2302)			
EL PASO, TX (2402)			
LAREDO, TX (2304)			
NOGALES, AZ (2604)			
OTAY MESA (2506)			
SAN YSIDRO (2504)			

Central Processing	Capacity	In Custody	% Capacity
TCA/TCC	(b)(7)(E)	109	(b)(7)(E)

\*RGV sector capacity and in-custody numbers include the CPC figures  
\*\*Tucson sector capacity and in-custody numbers include the TCC figures

Soft Sided Facility	Capacity	In Custody	% Capacity
DRT/SSF	(b)(7)(E)	921	(b)(7)(E)
RGV/DHF		3	
RGV/DNT		2,574	
TCA/TSS		394	
YUM/YSS		2,022	

Modulars	Capacity	In Custody	% Capacity
EPT/MCPC	(b)(7)(E)	1,030	(b)(7)(E)

All Soft Sided/Modulars facilities are also reflected within their Sector capacity above

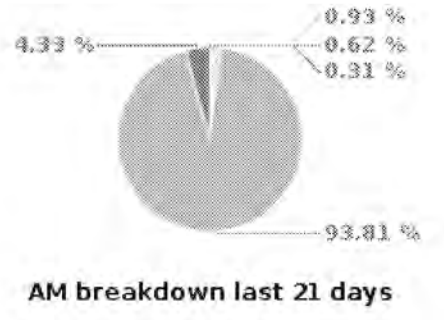
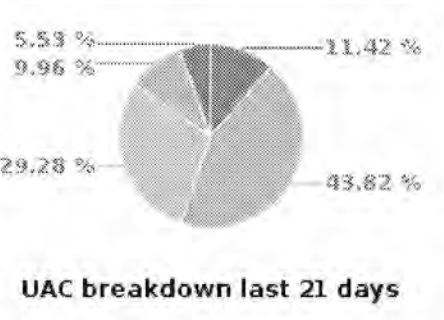
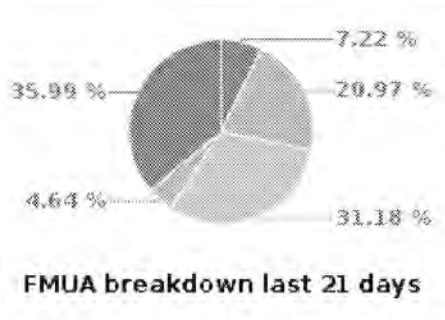
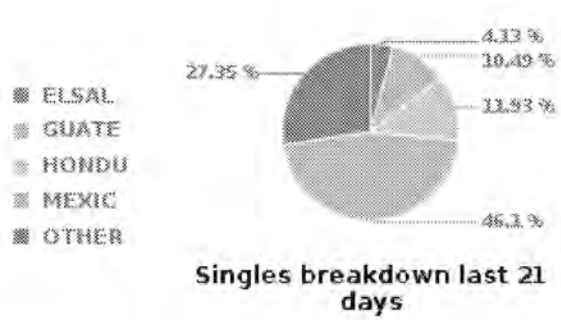
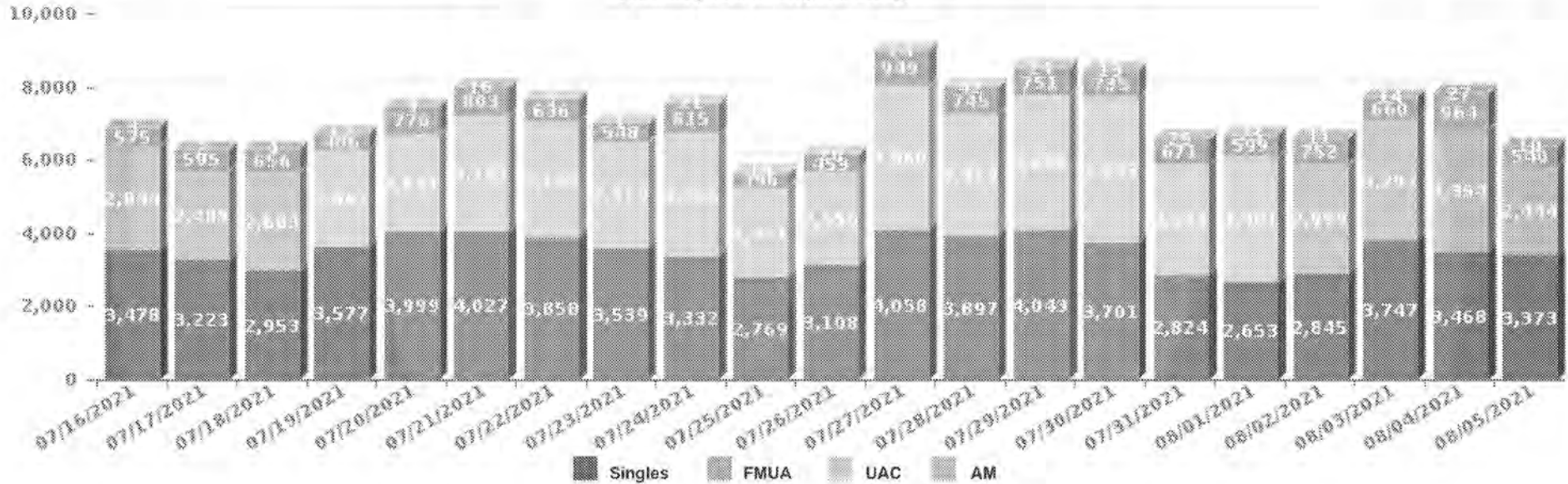
Preliminary Data and Subject to Change





UNCLASSIFIED//~~FOR OFFICIAL USE ONLY~~//LAW ENFORCEMENT SENSITIVE

**U.S. Customs and Border Protection - Southwest Border**  
**Office of Field Operations / U.S. Border Patrol**  
**Migration Crisis Action Team**  
**Total CBP Southwest Border Encounters (UAC/AM/FMUA/Singles)**  
 Preliminary Data and Subject to Change



Preliminary Data and Subject to Change  
 UNCLASSIFIED//~~FOR OFFICIAL USE ONLY~~//LAW ENFORCEMENT SENSITIVE



U.S. Customs and Border Protection - Southwest Border  
 Office of Field Operations / U.S. Border Patrol  
 Migration Crisis Action Team  
 Time in Custody over 72 hours



	UAC			UAC			UAC		
	OFO			USBP			CBP		
	In Custody > 72 hrs	In Custody > 120 hrs	In Custody > 240 hrs	In Custody > 72 hrs	In Custody > 120 hrs	In Custody > 240 hrs	In Custody > 72 hrs	In Custody > 120 hrs	In Custody > 240 hrs
7/31/21	<b>(b)(7)(E)</b>								
8/1/21									
8/2/21									
8/3/21									
8/4/21									
8/5/21									
8/6/21									
Total									

	FMUA			FMUA			FMUA		
	OFO			USBP			CBP		
	In Custody > 72 hrs	In Custody > 120 hrs	In Custody > 240 hrs	In Custody > 72 hrs	In Custody > 120 hrs	In Custody > 240 hrs	In Custody > 72 hrs	In Custody > 120 hrs	In Custody > 240 hrs
7/31/21	<b>(b)(7)(E)</b>								
8/1/21									
8/2/21									
8/3/21									
8/4/21									
8/5/21									
8/6/21									
Total									

	SINGLE ADULTS			SINGLE ADULTS			SINGLE ADULTS		
	OFO			USBP			CBP		
	In Custody > 72 hrs	In Custody > 120 hrs	In Custody > 240 hrs	In Custody > 72 hrs	In Custody > 120 hrs	In Custody > 240 hrs	In Custody > 72 hrs	In Custody > 120 hrs	In Custody > 240 hrs
7/31/21	<b>(b)(7)(E)</b>								
8/1/21									
8/2/21									
8/3/21									
8/4/21									
8/5/21									
8/6/21									
Total									

	AM			AM		
	OFO			CBP		
	In Custody > 72 hrs	In Custody > 120 hrs	In Custody > 240 hrs	In Custody > 72 hrs	In Custody > 120 hrs	In Custody > 240 hrs
7/31/21	<b>(b)(7)(E)</b>					
8/1/21						
8/2/21						
8/3/21						
8/4/21						
8/5/21						
8/6/21						
Total						



U.S. Customs and Border Protection - Southwest Border  
 Office of Field Operations / U.S. Border Patrol  
 Migration Crisis Action Team  
 Time in Custody by Sector/Field Office



Sector	USBP Encounters (Previous Day)						Time in Custody					
	Total	21-Day Average	UAC	AM (OFO only)	FMUA	SA	Total	% Capacity	Average TIC (HRS)	> 72 hours	72-120 hours	> 120 hours
BBT	107	89	7		0	100	13					
DRT	769	1,133	17		292	500	2,020					
ELC	93	147	1		0	92	194					
EPT	652	672	51		35	766	1,193					
LAT	226	261	9		4	213	400					
RGV	2,377	2,937	334		1,485	558	6,821					
SDC	387	457	10		96	281	657					
TCA	623	669	96		26	501	618					
YUM	505	506	10		310	189	2,747					
<b>USBP Total</b>	<b>5,942</b>	<b>6,783</b>	<b>535</b>		<b>2,208</b>	<b>3,199</b>	<b>14,363</b>					

**(b)(7)(E)**

Field Office	OFO Encounters (Previous Day)						Time in Custody					
	Total	21-Day Average	UAC	AM (OFO only)	FMUA	SA	Total	% Capacity	Average TIC (HRS)	> 72 hours	72-120 hours	> 120 hours
EL PASO	66	51	0	0	43	25	1					
LAREDO	224	164	0	2	125	97	4					
SAN DIEGO	92	171	2	7	41	42	77					
TUCSON	41	39	3	1	27	10	5					
<b>OFO Total</b>	<b>425</b>	<b>425</b>	<b>5</b>	<b>10</b>	<b>236</b>	<b>174</b>	<b>87</b>					
<b>CBP Total</b>	<b>6,367</b>	<b>7,208</b>	<b>540</b>	<b>10</b>	<b>2,444</b>	<b>3,373</b>	<b>14,450</b>					

**(b)(7)(E)**

Message

From: (b)(6), (b)(7)(C)  
Sent: 8/7/2021 9:59:09 AM  
To: (b)(6), (b)(7)(C) DistroList-CBP MCAT  
Team: (b)(7)(E) CBP HQ EOC  
(b)(7)(E) CBPSTATS-Team  
(b)(6), (b)(7)(C), (b)(7)(E)  
(b)(6), (b)(7)(C) FALK, SCOTT K (OCC)  
(b)(6), (b)(7)(C) (OCC)  
(b)(6), (b)(7)(C) (OCC)  
(b)(6), (b)(7)(C)  
(OCC) (b)(6), (b)(7)(C)  
(b)(6), (b)(7)(C) HIGHSMITH,  
ANNMARIE (EAC OT) (b)(6), (b)(7)(C)  
(b)(6), (b)(7)(C)  
(b)(6), (b)(7)(C) (OCC) (b)(6), (b)(7)(C)  
(b)(6), (b)(7)(C) (b)(6), (b)(7)(C)  
(b)(6), (b)(7)(C) SEAR Reporting (b)(7)(E)

**(b)(6), (b)(7)(C), (b)(7)(E)**

CC: DHS.JIAG (b)(6)

**(b)(6), (b)(7)(C)**

**(b)(6), (b)(7)(C)**

**Subject:** CBP MCAT Daily Report – Updated Version\_2021-08-07-05-57-11  
**Attachments:** CBP MCAT Daily Report – Updated Version\_2021-08-07-05-57-11.pdf

Hello,

This report replaces the previous version of the report and has been updated w/T42 expulsions.

Please contact the CBP STAT Division with any questions. Below is the email address:

(b)(7)(E)

If you want the version of the MCAT morning report using the previous logic contact: (b)(7)(E)

(b)(7)(E)

# U.S. Customs and Border Protection Migration Crisis Action Team

**August 7, 2021**

~~WARNING: This document is designated UNCLASSIFIED//LAW ENFORCEMENT SENSITIVE (U//LES). It may contain information that is exempt from public release under the Freedom of Information Act (5USC552). This document is to be controlled, handled, transmitted, distributed, and disposed of in accordance with DHS policy relating to FOUO information, and is not to be released to the public or to personnel who do not have a valid need to know without prior approval from CBP.~~



**Homeland  
Security**



UNCLASSIFIED//~~FOR OFFICIAL USE ONLY~~//LAW ENFORCEMENT SENSITIVE

**U.S. Customs and Border Protection - Southwest Border**  
**Office of Field Operations / U.S. Border Patrol**  
**Migration Crisis Action Team**



Data is through: 8/6/2021

Preliminary Data and Subject to Change

Report Run Date: 8/7/2021 5:58:39 AM

Total	Demographic	Encounters (Previous Day)	Title 42	T8 Apprehensions/ Inadmissibles	21-Day Average (Encounters)	Currently in Custody	Average TIC (HRS)	CBP Processed Complete	UC Transfers/ TOT ERO (Previous Day)	All Other TOT's/ REPATS (Previous Day)	USBP NTA (OR) Released (Previous Day)
CBP Southwest Border	UC	677	0	677	681	2,256	55	1,117	802	18	0
	AM (OFO only)	5	5	0	16	2	8	0	0	42	NA
	FMUA	2,605	175	2,430	3,093	6,516	72	1,473	425	0	1,299
	Single Adults	2,867	2,024	843	3,437	4,534	110	2,590	563	367	128
	<b>Total Apps</b>	<b>6,154</b>	<b>2,204</b>	<b>3,950</b>	<b>7,227</b>	<b>13,308</b>	<b>82</b>	<b>5,180</b>	<b>1,790</b>	<b>427</b>	<b>1,427</b>

Total	Demographic	Encounters (Previous Day)	Title 42	T8 Apprehensions	21-Day Average (Encounters)	Currently in Custody	Average TIC (HRS)	USBP Processed Complete	UC Transfers/ TOT ERO (Previous Day)	All Other TOT's/ REPATS (Previous Day)	USBP NTA (OR) Released (Previous Day)
USBP Southwest Border	UC	668	0	668	671	2,254	55	1,117	792	0	0
	FMUA	2,337	175	2,162	2,882	6,475	72	1,425	384	0	1,299
	Single Adults	2,679	1,954	725	3,252	4,475	111	2,579	541	0	128
	<b>Total Apps</b>	<b>5,684</b>	<b>2,129</b>	<b>3,555</b>	<b>6,805</b>	<b>13,204</b>	<b>82</b>	<b>5,121</b>	<b>1,717</b>	<b>0</b>	<b>1,427</b>

Total	Demographic	Encounters (Previous Day)	Title 42	T8 Inadmissibles	21-Day Average (Encounters)	Currently in Custody	Average TIC (HRS)	OFO Processed Complete	TOT ERO (Previous Day)	All Other TOT's/ REPATS (Previous Day)	N/A
OFO Southwest Border	UAC	9	0	9	10	2	22	0	10	18	
	AM	5	5	0	16	2	8	0	0	42	
	FMUA	268	0	268	211	41	20	48	41	0	
	Single Adults	188	70	118	185	59	27	11	22	367	
	<b>Total Subjects</b>	<b>470</b>	<b>75</b>	<b>395</b>	<b>422</b>	<b>104</b>	<b>24</b>	<b>59</b>	<b>73</b>	<b>427</b>	

Preliminary Data and Subject to Change  
 UNCLASSIFIED//~~FOR OFFICIAL USE ONLY~~//LAW ENFORCEMENT SENSITIVE





U.S. Customs and Border Protection - Southwest Border  
Migration Crisis Action Team  
August 7, 2021



Preliminary Data and Subject to Change

Sector	Capacity	In Custody	% Capacity
BBT	(b)(7)(E)	20	(b)(7)(E)
DRT		1,761	
ELC		190	
EPT		1,187	
LRT		457	
RGV		5,776	
SDC		548	
TCA		588	
YUM		2,677	
Total		13,204	

Central Processing	Capacity	In Custody	% Capacity
TCA/TCC	(b)(7)(E)	130	(b)(7)(E)

\*RGV sector capacity and in-custody numbers include the CPC figures  
\*\*Tucson sector capacity and in-custody numbers include the TCC figures

Soft Sided Facility	Capacity	In Custody	% Capacity
DRT/SSF	(b)(7)(E)	747	(b)(7)(E)
RGV/DHF		3	
RGV/DNT		2,550	
TCA/TSS		325	
YUM/YSS		1,994	

Modulars	Capacity	In Custody	% Capacity
EPT/MCPC	(b)(7)(E)	1,068	(b)(7)(E)

All Soft Sided/Modulars facilities are also reflected within their Sector capacity above

Field Office	Capacity	In Custody	% Capacity
EL PASO	(b)(7)(E)	3	(b)(7)(E)
LAREDO		7	
SAN DIEGO		93	
TUCSON		1	
Total		104	


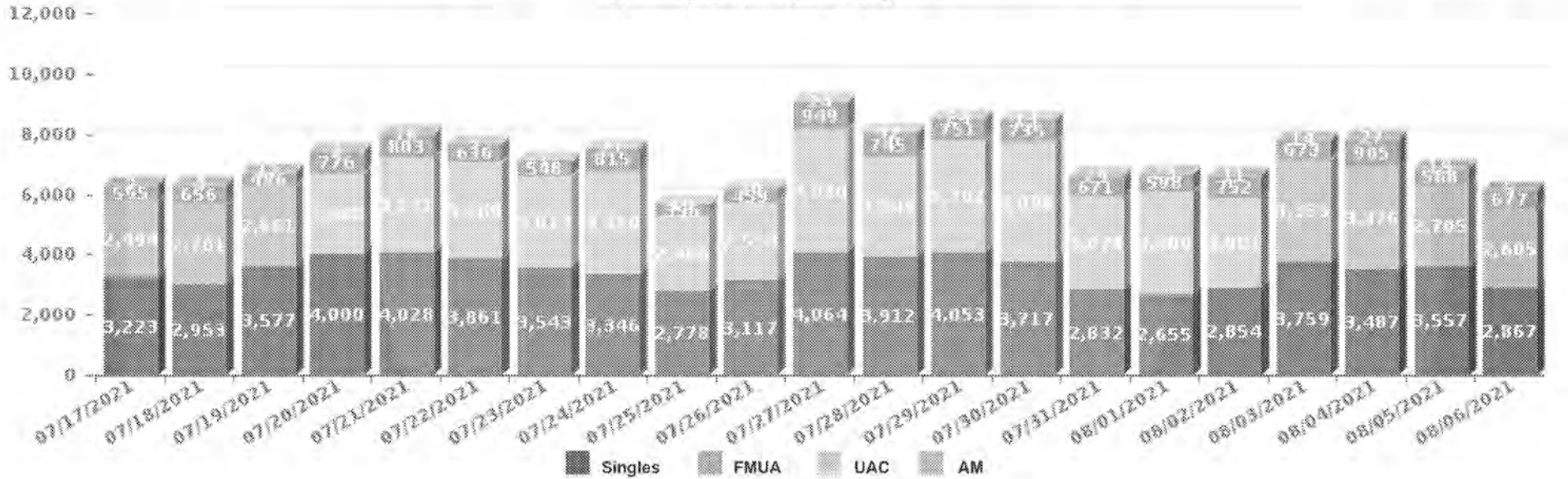
Port of Entry	Capacity	In Custody	% Capacity
CALEXICO, CA (2503/2507)	(b)(7)(E)		
DEL RIO, TX (2302)			
EAGLE PASS, TX (2303)			
EL PASO, TX (2402)			
HIDALGO, TX (2305)			
LAREDO, TX (2304)			
NOGALES, AZ (2604)			
OTAY MESA (2506)			
RIO GRANDE CITY, TX (2307)			
SAN YSIDRO (2504)			
YSLETA (2401)			

Preliminary Data and Subject to Change



UNCLASSIFIED//~~FOR OFFICIAL USE ONLY~~//LAW ENFORCEMENT SENSITIVE

**U.S. Customs and Border Protection - Southwest Border**  
**Office of Field Operations / U.S. Border Patrol**  
**Migration Crisis Action Team**  
**Total CBP Southwest Border Encounters (UAC/AM/FMUA/Singles)**  
 Preliminary Data and Subject to Change



Preliminary Data and Subject to Change

UNCLASSIFIED//~~FOR OFFICIAL USE ONLY~~//LAW ENFORCEMENT SENSITIVE



U.S. Customs and Border Protection - Southwest Border  
 Office of Field Operations / U.S. Border Patrol  
 Migration Crisis Action Team  
 Time in Custody over 72 hours



	UAC			UAC			UAC		
	OFO			USBP			CBP		
	In Custody > 72 hrs	In Custody > 120 hrs	In Custody > 240 hrs	In Custody > 72 hrs	In Custody > 120 hrs	In Custody > 240 hrs	In Custody > 72 hrs	In Custody > 120 hrs	In Custody > 240 hrs
8/1/21	<b>(b)(7)(E)</b>								
8/2/21									
8/3/21									
8/4/21									
8/5/21									
8/6/21									
8/7/21									
Total									

	FMUA			FMUA			FMUA		
	OFO			USBP			CBP		
	In Custody > 72 hrs	In Custody > 120 hrs	In Custody > 240 hrs	In Custody > 72 hrs	In Custody > 120 hrs	In Custody > 240 hrs	In Custody > 72 hrs	In Custody > 120 hrs	In Custody > 240 hrs
8/1/21	<b>(b)(7)(E)</b>								
8/2/21									
8/3/21									
8/4/21									
8/5/21									
8/6/21									
8/7/21									
Total									

	SINGLE ADULTS			SINGLE ADULTS			SINGLE ADULTS		
	OFO			USBP			CBP		
	In Custody > 72 hrs	In Custody > 120 hrs	In Custody > 240 hrs	In Custody > 72 hrs	In Custody > 120 hrs	In Custody > 240 hrs	In Custody > 72 hrs	In Custody > 120 hrs	In Custody > 240 hrs
8/1/21	<b>(b)(7)(E)</b>								
8/2/21									
8/3/21									
8/4/21									
8/5/21									
8/6/21									
8/7/21									
Total									

	AM			AM		
	OFO			CBP		
	In Custody > 72 hrs	In Custody > 120 hrs	In Custody > 240 hrs	In Custody > 72 hrs	In Custody > 120 hrs	In Custody > 240 hrs
8/1/21	<b>(b)(7)(E)</b>					
8/2/21						
8/3/21						
8/4/21						
8/5/21						
8/6/21						
8/7/21						
Total						



U.S. Customs and Border Protection - Southwest Border  
 Office of Field Operations / U.S. Border Patrol  
 Migration Crisis Action Team  
 Time in Custody by Sector/Field Office



Sector	USBP Encounters (Previous Day)						Time in Custody					
	Total	21-Day Average	UAC	AM (OFO only)	FMUA	SA	Total	% Capacity	Average TIC (HRS)	> 72 hours	72-120 hours	> 120 hours
BBT	39	88	4		2	32	20					
DRT	751	1,123	28		307	416	1,761					
ELC	146	147	8		10	128	190					
EPT	716	874	114		37	565	1,187					
LRT	123	257	9		12	102	457					
RGV	2,585	2,974	404		1,596	955	5,776					
SDC	411	483	15		81	314	548					
TCA	492	867	67		30	395	588					
YUM	452	512	18		282	172	2,677					
<b>USBP Total</b>	<b>5,684</b>	<b>6,805</b>	<b>668</b>		<b>2,337</b>	<b>2,679</b>	<b>13,204</b>					

**(b)(7)(E)**

Field Office	OFO Encounters (Previous Day)						Time in Custody					
	Total	21-Day Average	UAC	AM (OFO only)	FMUA	SA	Total	% Capacity	Average TIC (HRS)	> 72 hours	72-120 hours	> 120 hours
EL PASO	76	51	0	0	45	31	3					
LAREDO	198	164	5	0	116	78	7					
SAN DIEGO	144	168	3	3	73	65	33					
TUCSON	52	39	1	2	32	17	1					
<b>OFO Total</b>	<b>470</b>	<b>422</b>	<b>9</b>	<b>5</b>	<b>268</b>	<b>188</b>	<b>104</b>					
<b>CBP Total</b>	<b>6,154</b>	<b>7,227</b>	<b>677</b>	<b>5</b>	<b>2,605</b>	<b>2,867</b>	<b>13,308</b>					

**(b)(7)(E)**

Message

From: (b)(6), (b)(7)(C)  
Sent: 7/10/2021 9:59:27 AM  
To: (b)(6), (b)(7)(C)  
(b)(6), (b)(7)(C) DistroList-CBP MCAT  
Team (b)(7)(E)  
(b)(7)(E) CBP HQ EOC  
(b)(7)(E) CBPSTATS-Team  
(b)(6), (b)(7)(C), (b)(7)(E)  
(b)(6), (b)(7)(C) FALK, SCOTT K (OCC)  
(b)(6), (b)(7)(C) (OCC)  
(b)(6), (b)(7)(C) (OCC)  
(b)(6), (b)(7)(C)  
(OCC) (b)(6), (b)(7)(C)  
(b)(6), (b)(7)(C) HIGHSMITH,  
ANNMARIE (EAC OT) (b)(6), (b)(7)(C)  
(b)(6), (b)(7)(C)  
(b)(6), (b)(7)(C) (OCC) (b)(6), (b)(7)(C)  
(b)(6), (b)(7)(C) (b)(6), (b)(7)(C)  
(b)(6), (b)(7)(C) SEAR Reporting (b)(7)(E)  
(b)(6), (b)(7)(C), (b)(7)(E)

CC: DHS.JIAG (b)(6)  
(b)(6), (b)(7)(C)

**(b)(6), (b)(7)(C)**

**Subject:** CBP MCAT Daily Report – Updated Version\_2021-07-10-05-57-20

**Attachments:** CBP MCAT Daily Report – Updated Version\_2021-07-10-05-57-20.pdf

Hello,

This report replaces the previous version of the report and has been updated w/T42 expulsions.

Please contact the CBP STAT Division with any questions. Below is the email address:

(b)(7)(E)

If you want the version of the MCAT morning report using the previous logic contact: (b)(7)(E)

(b)(7)(E)

# U.S. Customs and Border Protection Migration Crisis Action Team

**July 10, 2021**

~~WARNING: This document is designated UNCLASSIFIED//LAW ENFORCEMENT SENSITIVE (U//LES). It may contain information that is exempt from public release under the Freedom of Information Act (5USC552). This document is to be controlled, handled, transmitted, distributed, and disposed of in accordance with DHS policy relating to FOUO information, and is not to be released to the public or to personnel who do not have a valid need to know without prior approval from CBP.~~



**Homeland  
Security**



UNCLASSIFIED//FOR OFFICIAL USE ONLY//LAW ENFORCEMENT SENSITIVE

**U.S. Customs and Border Protection - Southwest Border**  
**Office of Field Operations / U.S. Border Patrol**  
**Migration Crisis Action Team**



Data is through: 7/9/2021

Preliminary Data and Subject to Change

Report Run Date: 7/10/2021 5:59:04 AM

Total	Demographic	Encounters (Previous Day)	Title 42	T8 Apprehensions/ Inadmissibles	21-Day Average (Encounters)	Currently in Custody	Average TIC (HRS)	CBP Processed Complete	UC Transfers/ TOT ERO (Previous Day)	All Other TOT's/ REPATS (Previous Day)	USBP NTA (OR) Released (Previous Day)
CBP Southwest Border	UC	488	0	488	551	898	28	550	611	26	0
	AM (OFO only)	6	2	4	6	1	54	0	0	33	NA
	FMUA	2,261	213	2,048	2,082	3,601	43	679	404	1	752
	Single Adults	3,055	2,279	776	3,744	3,950	101	1,977	326	377	93
	<b>Total Apps</b>	<b>5,810</b>	<b>2,494</b>	<b>3,316</b>	<b>6,384</b>	<b>8,450</b>	<b>66</b>	<b>3,206</b>	<b>1,341</b>	<b>437</b>	<b>845</b>

Total	Demographic	Encounters (Previous Day)	Title 42	T8 Apprehensions	21-Day Average (Encounters)	Currently in Custody	Average TIC (HRS)	USBP Processed Complete	UC Transfers/ TOT ERO (Previous Day)	All Other TOT's/ REPATS (Previous Day)	USBP NTA (OR) Released (Previous Day)
USBP Southwest Border	UC	482	0	482	544	894	28	550	610	0	0
	FMUA	1,974	213	1,761	1,887	3,483	42	679	301	0	752
	Single Adults	2,888	2,226	662	3,593	3,874	102	1,977	309	0	93
	<b>Total Apps</b>	<b>5,344</b>	<b>2,439</b>	<b>2,905</b>	<b>6,024</b>	<b>8,251</b>	<b>67</b>	<b>3,206</b>	<b>1,220</b>	<b>0</b>	<b>845</b>

Total	Demographic	Encounters (Previous Day)	Title 42	T8 Inadmissibles	21-Day Average (Encounters)	Currently in Custody	Average TIC (HRS)	OFO Processed Complete	TOT ERO (Previous Day)	All Other TOT's/ REPATS (Previous Day)	N/A
OFO Southwest Border	UAC	6	0	6	7	4	33	0	1	26	
	AM	6	2	4	6	1	54	0	0	33	
	FMUA	287	0	287	196	118	56	0	103	1	
	Single Adults	167	53	114	152	76	59	0	17	377	
	<b>Total Subjects</b>	<b>466</b>	<b>55</b>	<b>411</b>	<b>360</b>	<b>199</b>	<b>56</b>	<b>0</b>	<b>121</b>	<b>437</b>	

Preliminary Data and Subject to Change  
 UNCLASSIFIED//FOR OFFICIAL USE ONLY//LAW ENFORCEMENT SENSITIVE





U.S. Customs and Border Protection - Southwest Border  
Migration Crisis Action Team  
July 10, 2021



Preliminary Data and Subject to Change

Sector	Capacity	In Custody	% Capacity
BBT	(b)(7)(E)	17	(b)(7)(E)
DRT		1,460	
ELC		298	
EPT		376	
LRT		206	
RGV		3,472	
SDC		588	
TCA		339	
YUM		1,495	
Total		8,251	

Field Office	Capacity	In Custody	% Capacity
EL PASO	(b)(7)(E)	4	(b)(7)(E)
LAREDO		3	
SAN DIEGO		187	
TUCSON		5	
Total		199	

Port of Entry	Capacity	In Custody	% Capacity
CALEXICO, CA (2503/2507)	(b)(7)(E)		
DEL RIO, TX (2302)			
EAGLE PASS, TX (2303)			
EL PASO, TX (2402)			
NOGALES, AZ (2604)			
OTAY MESA (2506)			
SAN LUIS, AZ (2608)			
SAN YSIDRO (2504)			

Central Processing	Capacity	In Custody	% Capacity
TCA/TCC	(b)(7)(E)	97	(b)(7)(E)

\*RGV sector capacity and in-custody numbers include the CPC figures  
\*\*Tucson sector capacity and in-custody numbers include the TCC figures

Soft Sided Facility	Capacity	In Custody	% Capacity
DRT/SSF	(b)(7)(E)	487	(b)(7)(E)
RGV/DNT		1,298	
TCA/TSS		95	
YUM/YSS		979	

Modulars	Capacity	In Custody	% Capacity
EPT/MCPC	(b)(7)(E)	288	(b)(7)(E)

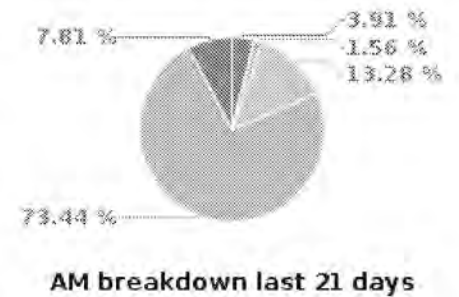
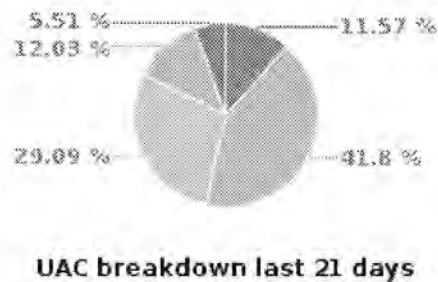
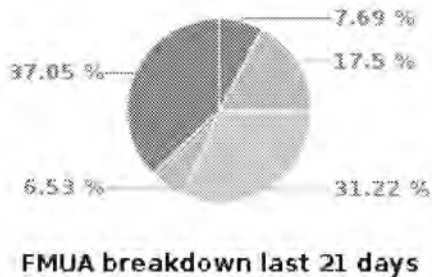
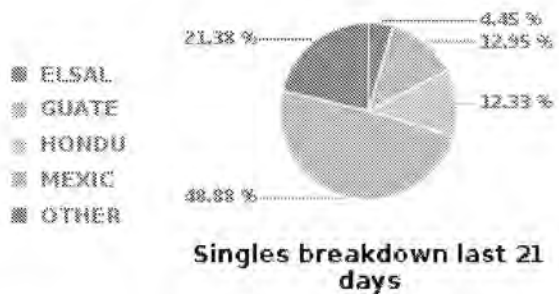
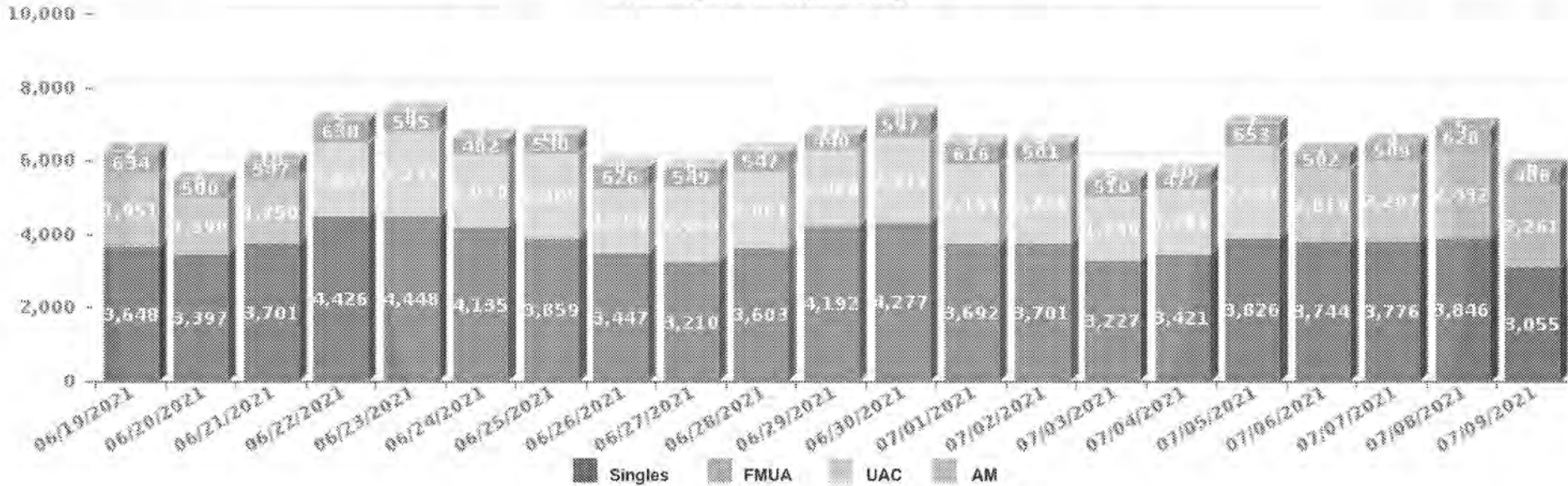
All Soft Sided/Modulars facilities are also reflected within their Sector capacity above.

Preliminary Data and Subject to Change



UNCLASSIFIED//FOR OFFICIAL USE ONLY//LAW ENFORCEMENT SENSITIVE

**U.S. Customs and Border Protection - Southwest Border**  
**Office of Field Operations / U.S. Border Patrol**  
**Migration Crisis Action Team**  
**Total CBP Southwest Border Encounters (UAC/AM/FMUA/Singles)**  
 Preliminary Data and Subject to Change



Preliminary Data and Subject to Change

UNCLASSIFIED//FOR OFFICIAL USE ONLY//LAW ENFORCEMENT SENSITIVE



U.S. Customs and Border Protection - Southwest Border  
 Office of Field Operations / U.S. Border Patrol  
 Migration Crisis Action Team  
 Time in Custody over 72 hours



	UAC			UAC			UAC		
	OFO			USBP			CBP		
	In Custody > 72 hrs	In Custody > 120 hrs	In Custody > 240 hrs	In Custody > 72 hrs	In Custody > 120 hrs	In Custody > 240 hrs	In Custody > 72 hrs	In Custody > 120 hrs	In Custody > 240 hrs
7/4/21	<b>(b)(7)(E)</b>								
7/5/21									
7/6/21									
7/7/21									
7/8/21									
7/9/21									
7/10/21									
Total									

	FMUA			FMUA			FMUA		
	OFO			USBP			CBP		
	In Custody > 72 hrs	In Custody > 120 hrs	In Custody > 240 hrs	In Custody > 72 hrs	In Custody > 120 hrs	In Custody > 240 hrs	In Custody > 72 hrs	In Custody > 120 hrs	In Custody > 240 hrs
7/4/21	<b>(b)(7)(E)</b>								
7/5/21									
7/6/21									
7/7/21									
7/8/21									
7/9/21									
7/10/21									
Total									

	SINGLE ADULTS			SINGLE ADULTS			SINGLE ADULTS		
	OFO			USBP			CBP		
	In Custody > 72 hrs	In Custody > 120 hrs	In Custody > 240 hrs	In Custody > 72 hrs	In Custody > 120 hrs	In Custody > 240 hrs	In Custody > 72 hrs	In Custody > 120 hrs	In Custody > 240 hrs
7/4/21	<b>(b)(7)(E)</b>								
7/5/21									
7/6/21									
7/7/21									
7/8/21									
7/9/21									
7/10/21									
Total									

	AM			AM		
	OFO			CBP		
	In Custody > 72 hrs	In Custody > 120 hrs	In Custody > 240 hrs	In Custody > 72 hrs	In Custody > 120 hrs	In Custody > 240 hrs
7/4/21	<b>(b)(7)(E)</b>					
7/5/21						
7/6/21						
7/7/21						
7/8/21						
7/9/21						
7/10/21						
Total						



U.S. Customs and Border Protection - Southwest Border  
 Office of Field Operations / U.S. Border Patrol  
 Migration Crisis Action Team  
 Time in Custody by Sector/Field Office



Sector	USBP Encounters (Previous Day)						Time in Custody					
	Total	21-Day Average	UAC	AM (OFO only)	FMUA	SA	Total	% Capacity	Average TIC (HRS)	> 72 hours	72-120 hours	> 120 hours
BBT	109	122	2		0	107	17					
DRT	700	972	27		199	474	1,480					
ELC	148	175	4		4	140	298					
EPT	703	878	81		49	573	376					
LRT	211	299	14		5	192	206					
RGV	2,210	2,228	312		1,349	549	3,472					
SDC	385	501	12		78	295	588					
TCA	455	615	18		31	408	330					
YUM	423	433	12		280	152	1,495					
<b>USBP Total</b>	<b>5,344</b>	<b>6,024</b>	<b>482</b>		<b>1,974</b>	<b>2,888</b>	<b>8,251</b>					

**(b)(7)(E)**

Field Office	OFO Encounters (Previous Day)						Time in Custody					
	Total	21-Day Average	UAC	AM (OFO only)	FMUA	SA	Total	% Capacity	Average TIC (HRS)	> 72 hours	72-120 hours	> 120 hours
EL PASO	66	48	1	2	41	22	4					
LAREDO	225	123	1	4	142	78	3					
SAN DIEGO	121	155	2	0	66	53	197					
TUCSON	54	34	2	0	38	14	5					
<b>OFO Total</b>	<b>466</b>	<b>360</b>	<b>6</b>	<b>6</b>	<b>287</b>	<b>167</b>	<b>199</b>					
<b>CBP Total</b>	<b>5,810</b>	<b>6,384</b>	<b>488</b>	<b>6</b>	<b>2,261</b>	<b>3,055</b>	<b>8,450</b>					

**(b)(7)(E)**

Message

From: (b)(6), (b)(7)(C)  
Sent: 7/11/2021 9:59:34 AM  
To: (b)(6), (b)(7)(C)  
(b)(6), (b)(7)(C) DistroList-CBP MCAT  
Team (b)(7)(E)  
(b)(7)(E) CBP HQ EOC  
(b)(7)(E) CBPSTATS-Team  
(b)(6), (b)(7)(C), (b)(7)(E)  
(b)(6), (b)(7)(C) FALK, SCOTT K (OCC)  
(b)(6), (b)(7)(C) (OCC)  
(b)(6), (b)(7)(C) (OCC)  
(b)(6), (b)(7)(C)  
(OCC) (b)(6), (b)(7)(C)  
(b)(6), (b)(7)(C) HIGHSMITH,  
ANNMARIE (EAC OT) (b)(6), (b)(7)(C)  
(b)(6), (b)(7)(C)  
(b)(6), (b)(7)(C) (OCC) (b)(6), (b)(7)(C)  
(b)(6), (b)(7)(C) SEAR Reporting (b)(7)(E)  
**(b)(6), (b)(7)(C), (b)(7)(E)**

CC: DHS JIAG (b)(6)  
**(b)(6), (b)(7)(C)**

**(b)(6), (b)(7)(C)**

**Subject:** CBP MCAT Daily Report – Updated Version\_2021-07-11-05-57-14  
**Attachments:** CBP MCAT Daily Report – Updated Version\_2021-07-11-05-57-14.pdf

Hello,

This report replaces the previous version of the report and has been updated w/T42 expulsions.

Please contact the CBP STAT Division with any questions. Below is the email address:

(b)(7)(E)

If you want the version of the MCAT morning report using the previous logic contact: (b)(7)(E)

(b)(7)(E)

# U.S. Customs and Border Protection Migration Crisis Action Team

**July 11, 2021**

~~WARNING: This document is designated UNCLASSIFIED//LAW ENFORCEMENT SENSITIVE (U//LES). It may contain information that is exempt from public release under the Freedom of Information Act (5USC552). This document is to be controlled, handled, transmitted, distributed, and disposed of in accordance with DHS policy relating to FOUO information, and is not to be released to the public or to personnel who do not have a valid need to know without prior approval from CBP.~~



**Homeland  
Security**



UNCLASSIFIED//~~FOR OFFICIAL USE ONLY~~//LAW ENFORCEMENT SENSITIVE

**U.S. Customs and Border Protection - Southwest Border**  
**Office of Field Operations / U.S. Border Patrol**  
**Migration Crisis Action Team**



Data is through: 7/10/2021

Preliminary Data and Subject to Change

Report Run Date: 7/11/2021 5:59:03 AM

Total	Demographic	Encounters (Previous Day)	Title 42	T8 Apprehensions/ Inadmissibles	21-Day Average (Encounters)	Currently in Custody	Average TIC (HRS)	CBP Processed Complete	UC Transfers/ TOT ERO (Previous Day)	All Other TOT's/ REPATS (Previous Day)	USBP NTA (OR) Released (Previous Day)
CBP Southwest Border	UC	424	0	424	543	868	29	444	500	17	0
	AM (OFO only)	3	3	0	6	2	6	0	0	15	NA
	FMUA	1,842	176	1,666	2,089	3,925	49	963	237	0	526
	Single Adults	2,800	1,988	812	3,713	4,297	104	2,157	293	276	49
	<b>Total Apps</b>	<b>5,069</b>	<b>2,167</b>	<b>2,902</b>	<b>6,351</b>	<b>9,092</b>	<b>71</b>	<b>3,564</b>	<b>1,030</b>	<b>308</b>	<b>575</b>

Total	Demographic	Encounters (Previous Day)	Title 42	T8 Apprehensions	21-Day Average (Encounters)	Currently in Custody	Average TIC (HRS)	USBP Processed Complete	UC Transfers/ TOT ERO (Previous Day)	All Other TOT's/ REPATS (Previous Day)	USBP NTA (OR) Released (Previous Day)
USBP Southwest Border	UC	421	0	421	537	865	29	444	496	0	0
	FMUA	1,766	176	1,590	1,895	3,817	48	963	161	0	526
	Single Adults	2,695	1,956	739	3,561	4,203	105	2,157	241	0	49
	<b>Total Apps</b>	<b>4,882</b>	<b>2,132</b>	<b>2,750</b>	<b>5,993</b>	<b>8,885</b>	<b>71</b>	<b>3,564</b>	<b>898</b>	<b>0</b>	<b>575</b>

Total	Demographic	Encounters (Previous Day)	Title 42	T8 Inadmissibles	21-Day Average (Encounters)	Currently in Custody	Average TIC (HRS)	OFO Processed Complete	TOT ERO (Previous Day)	All Other TOT's/ REPATS (Previous Day)	N/A
OFO Southwest Border	UAC	3	0	3	6	3	8	0	4	17	
	AM	3	3	0	6	2	6	0	0	15	
	FMUA	76	0	76	194	108	55	0	76	0	
	Single Adults	105	32	73	152	94	49	0	52	276	
	<b>Total Subjects</b>	<b>187</b>	<b>35</b>	<b>152</b>	<b>358</b>	<b>207</b>	<b>51</b>	<b>0</b>	<b>132</b>	<b>308</b>	

Preliminary Data and Subject to Change  
 UNCLASSIFIED//~~FOR OFFICIAL USE ONLY~~//LAW ENFORCEMENT SENSITIVE





U.S. Customs and Border Protection - Southwest Border  
Migration Crisis Action Team  
July 11, 2021



Preliminary Data and Subject to Change

Sector	Capacity	In Custody	% Capacity
BBT	(b)(7)(E)	18	(b)(7)(E)
DRT		1,601	
ELC		398	
EPT		481	
LRT		345	
RGV		3,488	
SDC		594	
TCA		360	
YUM		1,600	
Total		8,885	

Field Office	Capacity	In Custody	% Capacity
EL PASO	(b)(7)(E)	1	(b)(7)(E)
LAREDO		2	
SAN DIEGO		203	
TUCSON		1	
Total		207	

Port of Entry	Capacity	In Custody	% Capacity
CALEXICO, CA (2503/2507)	(b)(7)(E)		
EAGLE PASS, TX (2303)			
EL PASO, TX (2402)			
LAREDO, TX (2304)			
LUKEVILLE, AZ (2602)			
OTAY MESA (2506)			
SAN YSIDRO (2504)			

Central Processing	Capacity	In Custody	% Capacity
TCA/TCC	(b)(7)(E)	134	(b)(7)(E)

\*RGV sector capacity and in-custody numbers include the CPC figures  
\*\*Tucson sector capacity and in-custody numbers include the TCC figures

Soft Sided Facility	Capacity	In Custody	% Capacity
DRT/SSF	(b)(7)(E)	528	(b)(7)(E)
RGV/DNT		1,428	
TCA/TSS		66	
YUM/YSS		1,025	

Modulars	Capacity	In Custody	% Capacity
EPT/MCPC	(b)(7)(E)	366	(b)(7)(E)

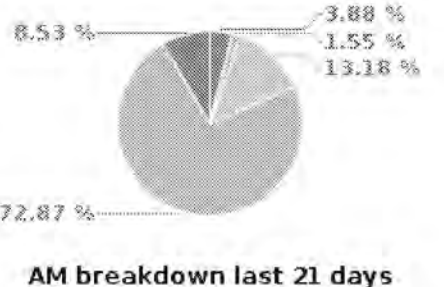
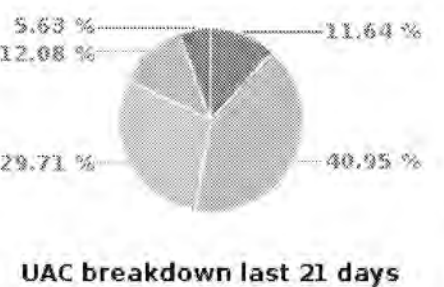
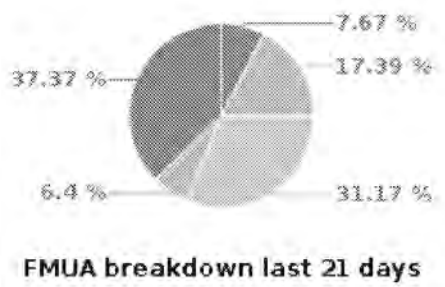
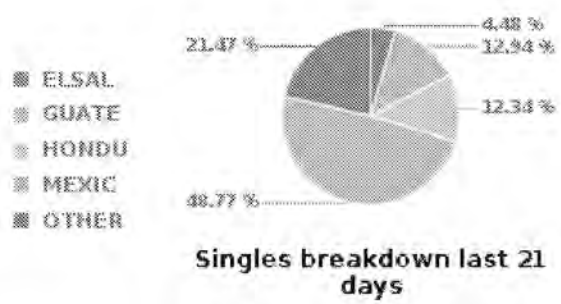
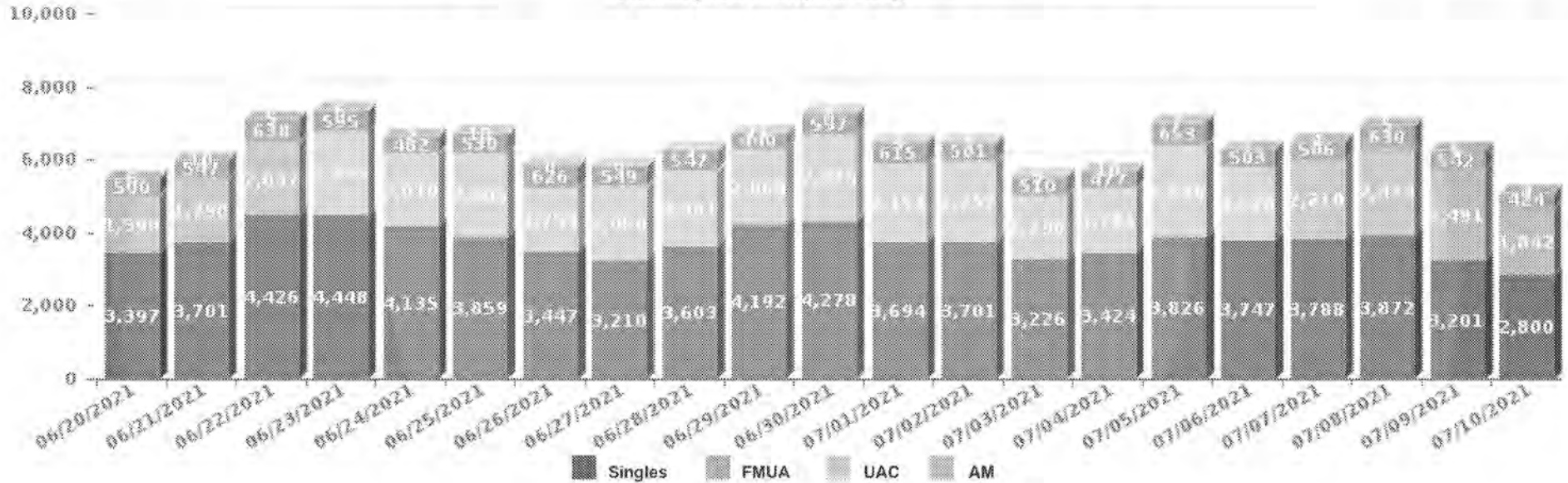
All Soft Sided/Modulars facilities are also reflected within their Sector capacity above.

Preliminary Data and Subject to Change



UNCLASSIFIED//FOR OFFICIAL USE ONLY//LAW ENFORCEMENT SENSITIVE

**U.S. Customs and Border Protection - Southwest Border**  
**Office of Field Operations / U.S. Border Patrol**  
**Migration Crisis Action Team**  
**Total CBP Southwest Border Encounters (UAC/AM/FMUA/Singles)**  
 Preliminary Data and Subject to Change



Preliminary Data and Subject to Change  
 UNCLASSIFIED//FOR OFFICIAL USE ONLY//LAW ENFORCEMENT SENSITIVE



U.S. Customs and Border Protection - Southwest Border  
 Office of Field Operations / U.S. Border Patrol  
 Migration Crisis Action Team  
 Time in Custody over 72 hours



	UAC			UAC			UAC		
	OFO			USBP			CBP		
	In Custody > 72 hrs	In Custody > 120 hrs	In Custody > 240 hrs	In Custody > 72 hrs	In Custody > 120 hrs	In Custody > 240 hrs	In Custody > 72 hrs	In Custody > 120 hrs	In Custody > 240 hrs
7/5/21	<b>(b)(7)(E)</b>								
7/6/21									
7/7/21									
7/8/21									
7/9/21									
7/10/21									
7/11/21									
Total									

	FMUA			FMUA			FMUA		
	OFO			USBP			CBP		
	In Custody > 72 hrs	In Custody > 120 hrs	In Custody > 240 hrs	In Custody > 72 hrs	In Custody > 120 hrs	In Custody > 240 hrs	In Custody > 72 hrs	In Custody > 120 hrs	In Custody > 240 hrs
7/5/21	<b>(b)(7)(E)</b>								
7/6/21									
7/7/21									
7/8/21									
7/9/21									
7/10/21									
7/11/21									
Total									

	SINGLE ADULTS			SINGLE ADULTS			SINGLE ADULTS		
	OFO			USBP			CBP		
	In Custody > 72 hrs	In Custody > 120 hrs	In Custody > 240 hrs	In Custody > 72 hrs	In Custody > 120 hrs	In Custody > 240 hrs	In Custody > 72 hrs	In Custody > 120 hrs	In Custody > 240 hrs
7/5/21	<b>(b)(7)(E)</b>								
7/6/21									
7/7/21									
7/8/21									
7/9/21									
7/10/21									
7/11/21									
Total									

	AM			AM		
	OFO			CBP		
	In Custody > 72 hrs	In Custody > 120 hrs	In Custody > 240 hrs	In Custody > 72 hrs	In Custody > 120 hrs	In Custody > 240 hrs
7/5/21	<b>(b)(7)(E)</b>					
7/6/21						
7/7/21						
7/8/21						
7/9/21						
7/10/21						
7/11/21						
Total						



U.S. Customs and Border Protection - Southwest Border  
Office of Field Operations / U.S. Border Patrol  
Migration Crisis Action Team  
Time in Custody by Sector/Field Office



Sector	USBP Encounters (Previous Day)						Time in Custody					
	Total	21-Day Average	UAC	AM (OFO only)	FMUA	SA	Total	% Capacity	Average TIC (HRS)	> 72 hours	72-120 hours	> 120 hours
BBT	83	123	9		2	72	18					
DRT	912	968	37		275	600	1,601					
ELC	135	174	3		8	124	398					
EPT	494	871	61		38	595	481					
LRT	156	293	7		5	144	345					
RGV	1,677	2,216	246		960	481	3,488					
SDC	475	504	10		86	379	594					
TCA	417	606	17		33	367	360					
YUM	633	438	31		339	163	1,600					
<b>USBP Total</b>	<b>4,882</b>	<b>5,993</b>	<b>421</b>		<b>1,766</b>	<b>2,695</b>	<b>8,885</b>					

**(b)(7)(E)**

Field Office	OFO Encounters (Previous Day)						Time in Custody					
	Total	21-Day Average	UAC	AM (OFO only)	FMUA	SA	Total	% Capacity	Average TIC (HRS)	> 72 hours	72-120 hours	> 120 hours
EL PASO	5	47	0	0	0	5	1					
LAREDO	34	123	0	1	9	24	2					
SAN DIEGO	141	153	3	2	67	69	203					
TUCSON	7	34	0	0	0	7	1					
<b>OFO Total</b>	<b>187</b>	<b>358</b>	<b>3</b>	<b>3</b>	<b>76</b>	<b>105</b>	<b>207</b>					
<b>CBP Total</b>	<b>5,069</b>	<b>6,351</b>	<b>424</b>	<b>3</b>	<b>1,842</b>	<b>2,800</b>	<b>9,092</b>					

**(b)(7)(E)**

Message

From: (b)(6), (b)(7)(C)

Sent: 7/12/2021 9:59:43 AM

To: (b)(6), (b)(7)(C)

(b)(6), (b)(7)(C) DistroList-CBP MCAT

Team: (b)(7)(E) CBP HQ EOC

(b)(7)(E) CBPSTATS-Team

(b)(6), (b)(7)(C), (b)(7)(E)

(b)(6), (b)(7)(C) FALK, SCOTT K (OCC)

(b)(6), (b)(7)(C) (OCC)

(b)(6), (b)(7)(C) (OCC)

(b)(6), (b)(7)(C)

(OCC) (b)(6), (b)(7)(C)

(b)(6), (b)(7)(C) HIGHSMITH, ANNMARIE (EAC OT)

(b)(6), (b)(7)(C)

(b)(6), (b)(7)(C) (OCC) (b)(6), (b)(7)(C)

(b)(6), (b)(7)(C) SEAR Reporting (b)(7)(E)

(b)(6), (b)(7)(C), (b)(7)(E)

CC: DHS JIAG (b)(6)

(b)(6), (b)(7)(C)

**(b)(6), (b)(7)(C)**

**Subject:** CBP MCAT Daily Report – Updated Version\_2021-07-12-05-57-02  
**Attachments:** CBP MCAT Daily Report – Updated Version\_2021-07-12-05-57-02.pdf

Hello,

This report replaces the previous version of the report and has been updated w/T42 expulsions.

Please contact the CBP STAT Division with any questions. Below is the email address:

(b)(7)(E)

If you want the version of the MCAT morning report using the previous logic contact: (b)(7)(E)

(b)(7)(E)

# U.S. Customs and Border Protection Migration Crisis Action Team

**July 12, 2021**

~~WARNING: This document is designated UNCLASSIFIED//LAW ENFORCEMENT SENSITIVE (U//LES). It may contain information that is exempt from public release under the Freedom of Information Act (5 USC 552). This document is to be controlled, handled, transmitted, distributed, and disposed of in accordance with DHS policy relating to FOUO information, and is not to be released to the public or to personnel who do not have a valid need to know without prior approval from CBP.~~



**Homeland  
Security**



UNCLASSIFIED//~~FOR OFFICIAL USE ONLY~~//LAW ENFORCEMENT SENSITIVE

**U.S. Customs and Border Protection - Southwest Border**  
**Office of Field Operations / U.S. Border Patrol**  
**Migration Crisis Action Team**



Data is through: 7/11/2021

Preliminary Data and Subject to Change

Report Run Date: 7/12/2021 5:58:45 AM

Total	Demographic	Encounters (Previous Day)	Title 42	T8 Apprehensions/ Inadmissibles	21-Day Average (Encounters)	Currently in Custody	Average TIC (HRS)	CBP Processed Complete	UC Transfers/ TOT ERO (Previous Day)	All Other TOT's/ REPATS (Previous Day)	USBP NTA (OR) Released (Previous Day)
CBP Southwest Border	UC	455	0	455	543	834	30	460	491	17	0
	AM (OFO only)	2	2	0	6	4	8	0	0	15	NA
	FMUA	1,903	212	1,691	2,110	3,943	52	1,143	291	0	693
	Single Adults	2,564	1,811	753	3,685	4,494	107	2,439	307	245	42
	<b>Total Apps</b>	<b>4,924</b>	<b>2,025</b>	<b>2,899</b>	<b>6,344</b>	<b>9,275</b>	<b>75</b>	<b>4,042</b>	<b>1,089</b>	<b>277</b>	<b>735</b>

Total	Demographic	Encounters (Previous Day)	Title 42	T8 Apprehensions	21-Day Average (Encounters)	Currently in Custody	Average TIC (HRS)	USBP Processed Complete	UC Transfers/ TOT ERO (Previous Day)	All Other TOT's/ REPATS (Previous Day)	USBP NTA (OR) Released (Previous Day)
USBP Southwest Border	UC	451	0	451	537	828	30	460	491	0	0
	FMUA	1,823	212	1,611	1,915	3,786	51	1,143	240	0	693
	Single Adults	2,457	1,759	698	3,532	4,372	108	2,439	283	0	42
	<b>Total Apps</b>	<b>4,731</b>	<b>1,971</b>	<b>2,760</b>	<b>5,984</b>	<b>8,986</b>	<b>76</b>	<b>4,042</b>	<b>1,014</b>	<b>0</b>	<b>735</b>

Total	Demographic	Encounters (Previous Day)	Title 42	T8 Inadmissibles	21-Day Average (Encounters)	Currently in Custody	Average TIC (HRS)	OFO Processed Complete	TOT ERO (Previous Day)	All Other TOT's/ REPATS (Previous Day)	N/A
OFO Southwest Border	UAC	4	0	4	6	6	22	0	0	17	
	AM	2	2	0	6	4	8	0	0	15	
	FMUA	80	0	80	195	157	63	0	51	0	
	Single Adults	107	52	55	153	122	60	0	24	245	
	<b>Total Subjects</b>	<b>193</b>	<b>54</b>	<b>139</b>	<b>360</b>	<b>289</b>	<b>60</b>	<b>0</b>	<b>75</b>	<b>277</b>	

Preliminary Data and Subject to Change  
 UNCLASSIFIED//~~FOR OFFICIAL USE ONLY~~//LAW ENFORCEMENT SENSITIVE





U.S. Customs and Border Protection - Southwest Border  
Migration Crisis Action Team  
July 12, 2021



Preliminary Data and Subject to Change

Sector	Capacity	In Custody	% Capacity
BBT	(b)(7)(E)	50	(b)(7)(E)
DRT		1,844	
ELC		430	
EPT		504	
LRT		407	
RGV		3,029	
SDC		681	
TCA		300	
YUM		1,741	
Total		8,986	

Field Office	Capacity	In Custody	% Capacity
EL PASO	(b)(7)(E)	1	(b)(7)(E)
LAREDO		7	
SAN DIEGO		281	
TUCSON		0	
Total		289	

Port of Entry	Capacity	In Custody	% Capacity
HIDALGO, TX (2305)	(b)(7)(E)		
LAREDO, TX (2304)			
OTAY MESA (2506)			
ROMA, TX (2310)			
SANTA TERESA (2408)			
SAN YSIDRO (2504)			

Central Processing	Capacity	In Custody	% Capacity
TCA/TCC	(b)(7)(E)	174	(b)(7)(E)

\*RGV sector capacity and in-custody numbers include the CPC figures  
\*\*Tucson sector capacity and in-custody numbers include the TCC figures

Soft Sided Facility	Capacity	In Custody	% Capacity
DRT/SSF	(b)(7)(E)	640	(b)(7)(E)
RGV/DNT		1,278	
TCA/TSS		40	
YUM/YSS		1,088	

Modulars	Capacity	In Custody	% Capacity
EPT/MCPC	(b)(7)(E)	374	(b)(7)(E)

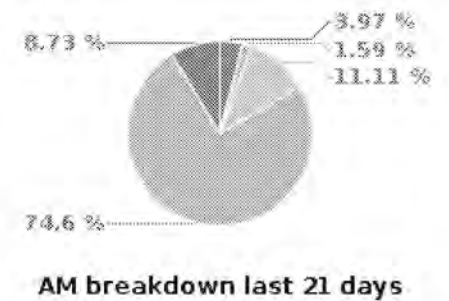
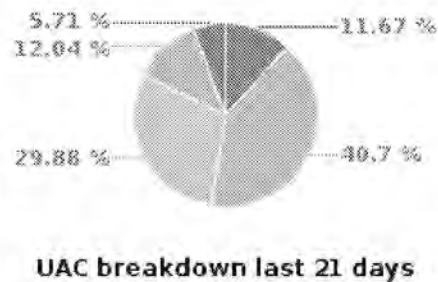
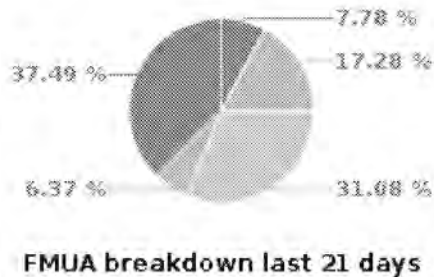
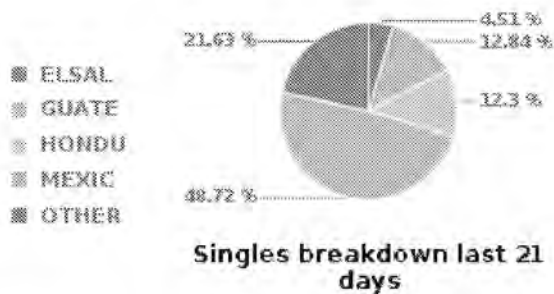
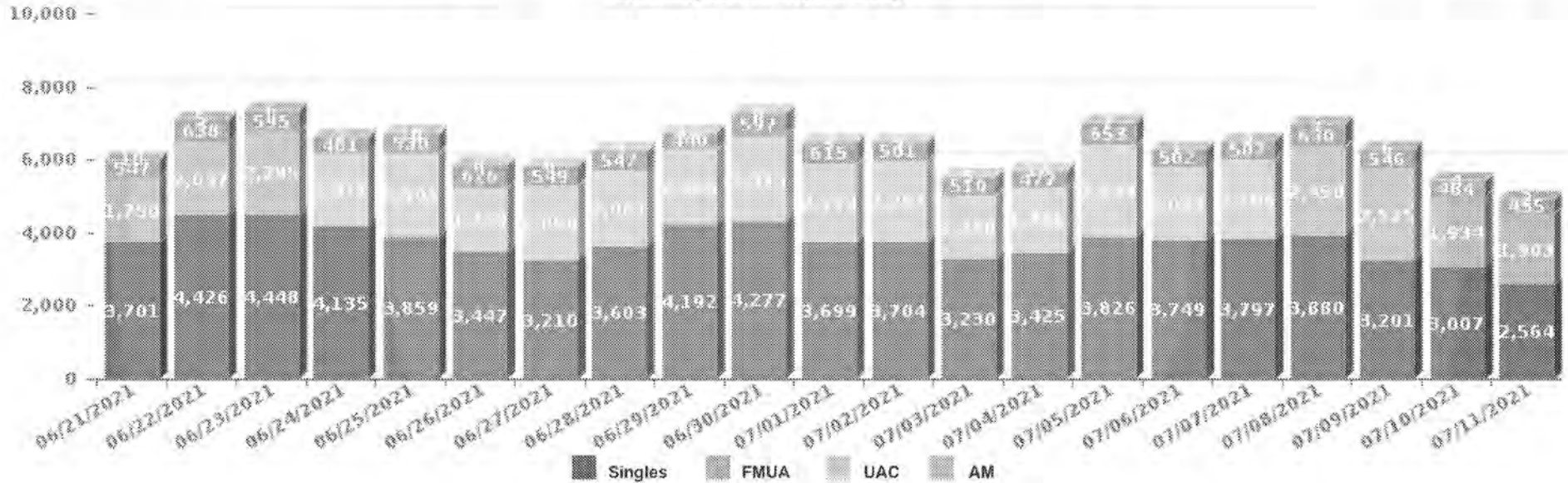
All Soft Sided/Modulars facilities are also reflected within their Sector capacity above.

Preliminary Data and Subject to Change



UNCLASSIFIED//FOR OFFICIAL USE ONLY//LAW ENFORCEMENT SENSITIVE

**U.S. Customs and Border Protection - Southwest Border**  
**Office of Field Operations / U.S. Border Patrol**  
**Migration Crisis Action Team**  
**Total CBP Southwest Border Encounters (UAC/AM/FMUA/Singles)**  
 Preliminary Data and Subject to Change



Preliminary Data and Subject to Change

UNCLASSIFIED//FOR OFFICIAL USE ONLY//LAW ENFORCEMENT SENSITIVE



U.S. Customs and Border Protection - Southwest Border  
 Office of Field Operations / U.S. Border Patrol  
 Migration Crisis Action Team  
 Time in Custody over 72 hours



	UAC			UAC			UAC		
	OFO			USBP			CBP		
	In Custody > 72 hrs	In Custody > 120 hrs	In Custody > 240 hrs	In Custody > 72 hrs	In Custody > 120 hrs	In Custody > 240 hrs	In Custody > 72 hrs	In Custody > 120 hrs	In Custody > 240 hrs
7/6/21	<b>(b)(7)(E)</b>								
7/7/21									
7/8/21									
7/9/21									
7/10/21									
7/11/21									
7/12/21									
Total									

	FMUA			FMUA			FMUA		
	OFO			USBP			CBP		
	In Custody > 72 hrs	In Custody > 120 hrs	In Custody > 240 hrs	In Custody > 72 hrs	In Custody > 120 hrs	In Custody > 240 hrs	In Custody > 72 hrs	In Custody > 120 hrs	In Custody > 240 hrs
7/6/21	<b>(b)(7)(E)</b>								
7/7/21									
7/8/21									
7/9/21									
7/10/21									
7/11/21									
7/12/21									
Total									

	SINGLE ADULTS			SINGLE ADULTS			SINGLE ADULTS		
	OFO			USBP			CBP		
	In Custody > 72 hrs	In Custody > 120 hrs	In Custody > 240 hrs	In Custody > 72 hrs	In Custody > 120 hrs	In Custody > 240 hrs	In Custody > 72 hrs	In Custody > 120 hrs	In Custody > 240 hrs
7/6/21	<b>(b)(7)(E)</b>								
7/7/21									
7/8/21									
7/9/21									
7/10/21									
7/11/21									
7/12/21									
Total									

	AM			AM		
	OFO			CBP		
	In Custody > 72 hrs	In Custody > 120 hrs	In Custody > 240 hrs	In Custody > 72 hrs	In Custody > 120 hrs	In Custody > 240 hrs
7/6/21	<b>(b)(7)(E)</b>					
7/7/21						
7/8/21						
7/9/21						
7/10/21						
7/11/21						
7/12/21						
Total						



U.S. Customs and Border Protection - Southwest Border  
 Office of Field Operations / U.S. Border Patrol  
 Migration Crisis Action Team  
 Time in Custody by Sector/Field Office



Sector	USBP Encounters (Previous Day)						Time in Custody					
	Total	21-Day Average	UAC	AM (OFO only)	FMUA	SA	Total	% Capacity	Average TIC (HRS)	> 72 hours	72-120 hours	> 120 hours
BBT	114	120	4		0	110	50					
DRT	966	961	34		355	567	1,844					
ELC	136	174	2		32	104	430					
EPT	454	664	74		36	344	504					
LRT	161	295	5		4	152	407					
RGV	1,789	2,226	252		1,047	470	3,028					
SDC	451	508	8		132	311	661					
TCA	366	602	44		46	276	300					
YUM	322	435	28		171	123	1,741					
<b>USBP Total</b>	<b>4,731</b>	<b>5,984</b>	<b>451</b>		<b>1,823</b>	<b>2,457</b>	<b>8,986</b>					

**(b)(7)(E)**

Field Office	OFO Encounters (Previous Day)						Time in Custody					
	Total	21-Day Average	UAC	AM (OFO only)	FMUA	SA	Total	% Capacity	Average TIC (HRS)	> 72 hours	72-120 hours	> 120 hours
EL PASO	6	47	0	0	0	6	1					
LAREDO	43	124	0	2	12	29	7					
SAN DIEGO	142	155	4	0	66	70	291					
TUCSON	2	34	0	0	0	2	0					
<b>OFO Total</b>	<b>193</b>	<b>360</b>	<b>4</b>	<b>2</b>	<b>80</b>	<b>107</b>	<b>289</b>					
<b>CBP Total</b>	<b>4,924</b>	<b>6,344</b>	<b>455</b>	<b>2</b>	<b>1,903</b>	<b>2,564</b>	<b>9,275</b>					

**(b)(7)(E)**

Message

From: (b)(6), (b)(7)(C)

Sent: 7/13/2021 9:58:49 AM

To: (b)(6), (b)(7)(C)

(b)(6), (b)(7)(C) DistroList-CBP MCAT

Team: (b)(7)(E)

(b)(7)(E) CBP HQ EOC

(b)(7)(E) CBPSTATS-Team

(b)(6), (b)(7)(C), (b)(7)(E)

(b)(6), (b)(7)(C) FALK, SCOTT K (OCC)

(b)(6), (b)(7)(C) (OCC)

(b)(6), (b)(7)(C) (OCC)

(b)(6), (b)(7)(C)

(OCC) (b)(6), (b)(7)(C)

(b)(6), (b)(7)(C) HIGHSMITH,

ANNMARIE (EAC OT) (b)(6), (b)(7)(C)

(b)(6), (b)(7)(C)

(b)(6), (b)(7)(C) (OCC) (b)(6), (b)(7)(C)

(b)(6), (b)(7)(C)

(b)(6), (b)(7)(C) SEAR Reporting (b)(7)(E)

(b)(6), (b)(7)(C), (b)(7)(E)

CC: DHS.JIAG (b)(6)

(b)(6), (b)(7)(C)

**(b)(6), (b)(7)(C)**

**Subject:** CBP MCAT Daily Report – Updated Version\_2021-07-13-05-57-01  
**Attachments:** CBP MCAT Daily Report – Updated Version\_2021-07-13-05-57-01.pdf

Hello,

This report replaces the previous version of the report and has been updated w/T42 expulsions.

Please contact the CBP STAT Division with any questions. Below is the email address:

(b)(7)(E)

If you want the version of the MCAT morning report using the previous logic contact: (b)(7)(E)

(b)(7)(E)

# U.S. Customs and Border Protection Migration Crisis Action Team

July 13, 2021

~~WARNING: This document is designated UNCLASSIFIED//LAW ENFORCEMENT SENSITIVE (U//LES). It may contain information that is exempt from public release under the Freedom of Information Act (5USC552). This document is to be controlled, handled, transmitted, distributed, and disposed of in accordance with DHS policy relating to FOUO information, and is not to be released to the public or to personnel who do not have a valid need to know without prior approval from CBP.~~



Homeland  
Security



UNCLASSIFIED//~~FOR OFFICIAL USE ONLY~~//LAW ENFORCEMENT SENSITIVE

**U.S. Customs and Border Protection - Southwest Border**  
**Office of Field Operations / U.S. Border Patrol**  
**Migration Crisis Action Team**



Data is through: 7/12/2021

Preliminary Data and Subject to Change

Report Run Date: 7/13/2021 5:58:18 AM

Total	Demographic	Encounters (Previous Day)	Title 42	T8 Apprehensions/ Inadmissibles	21-Day Average (Encounters)	Currently in Custody	Average TIC (HRS)	CBP Processed Complete	UC Transfers/ TOT ERO (Previous Day)	All Other TOT's/ REPATS (Previous Day)	USBP NTA (OR) Released (Previous Day)
CBP Southwest Border	UC	451	0	451	540	749	26	420	521	19	0
	AM (OFO only)	4	3	1	6	0	0	0	0	24	NA
	FMUA	1,983	158	1,825	2,134	3,940	51	1,344	386	0	914
	Single Adults	2,941	2,128	813	3,664	4,572	115	2,729	460	399	65
	<b>Total Apps</b>	<b>5,379</b>	<b>2,289</b>	<b>3,090</b>	<b>6,344</b>	<b>9,261</b>	<b>79</b>	<b>4,493</b>	<b>1,367</b>	<b>442</b>	<b>979</b>

Total	Demographic	Encounters (Previous Day)	Title 42	T8 Apprehensions	21-Day Average (Encounters)	Currently in Custody	Average TIC (HRS)	USBP Processed Complete	UC Transfers/ TOT ERO (Previous Day)	All Other TOT's/ REPATS (Previous Day)	USBP NTA (OR) Released (Previous Day)
USBP Southwest Border	UC	444	0	444	534	745	26	420	519	0	0
	FMUA	1,707	158	1,549	1,934	3,716	50	1,340	339	0	914
	Single Adults	2,791	2,074	717	3,510	4,446	117	2,729	439	0	65
	<b>Total Apps</b>	<b>4,942</b>	<b>2,232</b>	<b>2,710</b>	<b>5,978</b>	<b>8,907</b>	<b>80</b>	<b>4,489</b>	<b>1,297</b>	<b>0</b>	<b>979</b>

Total	Demographic	Encounters (Previous Day)	Title 42	T8 Inadmissibles	21-Day Average (Encounters)	Currently in Custody	Average TIC (HRS)	OFO Processed Complete	TOT ERO (Previous Day)	All Other TOT's/ REPATS (Previous Day)	N/A
OFO Southwest Border	UAC	7	0	7	6	4	38	0	2	19	
	AM	4	3	1	6	0	0	0	0	24	
	FMUA	276	0	276	201	224	62	4	47	0	
	Single Adults	150	54	96	154	126	64	0	21	399	
	<b>Total Subjects</b>	<b>437</b>	<b>57</b>	<b>380</b>	<b>366</b>	<b>354</b>	<b>62</b>	<b>4</b>	<b>70</b>	<b>442</b>	

Preliminary Data and Subject to Change  
 UNCLASSIFIED//~~FOR OFFICIAL USE ONLY~~//LAW ENFORCEMENT SENSITIVE





U.S. Customs and Border Protection - Southwest Border  
Migration Crisis Action Team  
July 13, 2021



Preliminary Data and Subject to Change

Sector	Capacity	In Custody	% Capacity
BBT	(b)(7)(E)	14	(b)(7)(E)
DRT		1,892	
ELC		476	
EPT		497	
LRT		327	
RGV		2,958	
SDC		704	
TCA		335	
YUM		1,704	
Total		8,907	

Central Processing	Capacity	In Custody	% Capacity
TCA/TCC	(b)(7)(E)	111	(b)(7)(E)

\*RGV sector capacity and in-custody numbers include the CPC figures  
\*\*Tucson sector capacity and in-custody numbers include the TCC figures

Soft Sided Facility	Capacity	In Custody	% Capacity
DRT/SSF	(b)(7)(E)	616	(b)(7)(E)
RGV/DNT		1,243	
TCA/TSS		3	
YUM/YSS		1,007	

Modulars	Capacity	In Custody	% Capacity
EPT/MCPC	(b)(7)(E)	440	(b)(7)(E)

All Soft Sided/Modulars facilities are also reflected within their Sector capacity above.

Field Office	Capacity	In Custody	% Capacity
EL PASO	(b)(7)(E)	1	(b)(7)(E)
LAREDO		9	
SAN DIEGO		343	
TUCSON		1	
Total		354	

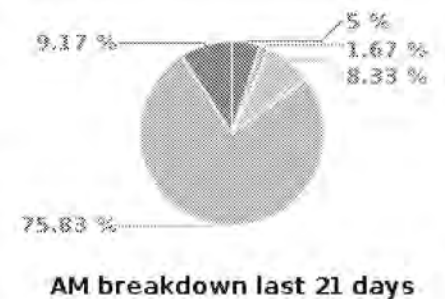
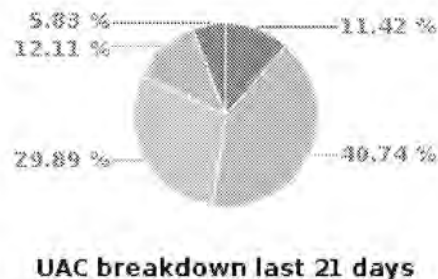
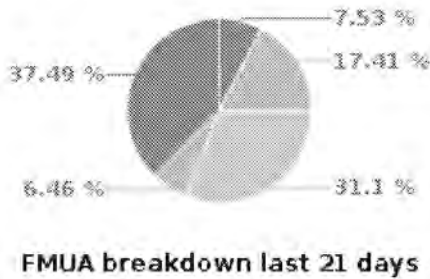
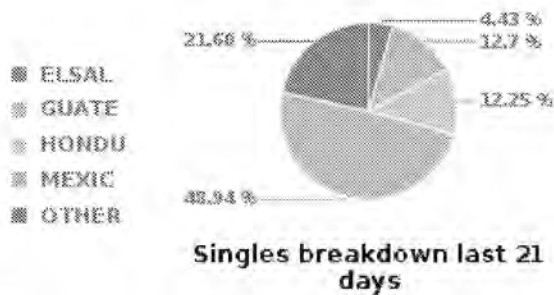
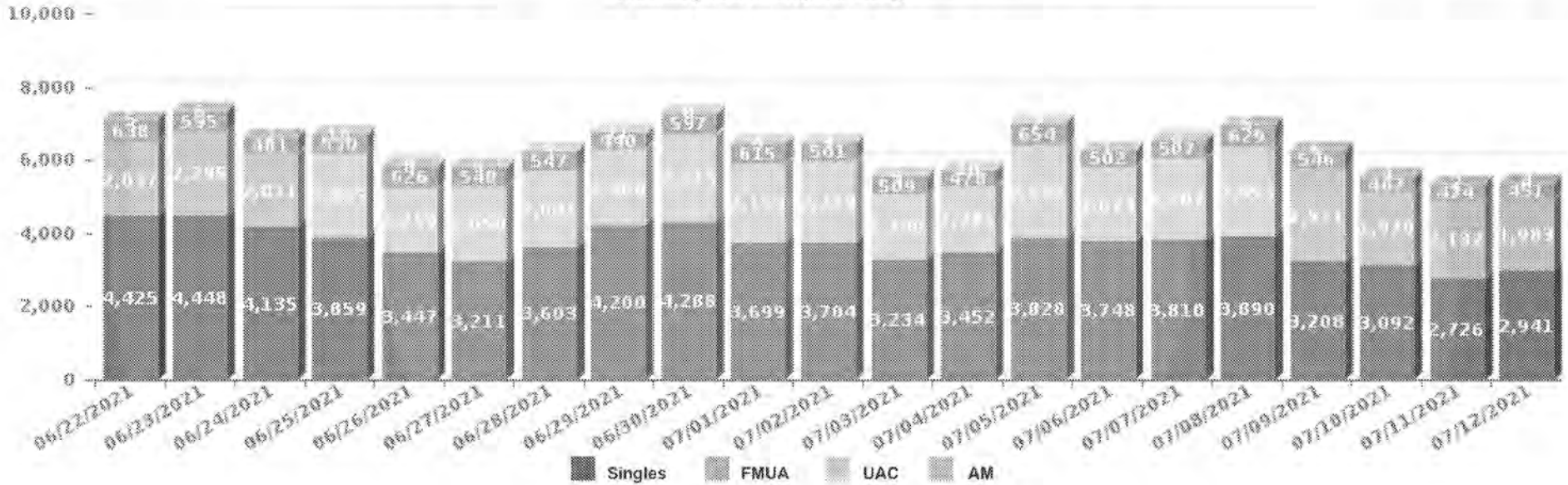
Port of Entry	Capacity	In Custody	% Capacity
BROWNSVILLE, TX (2301)	(b)(7)(E)		
CALEXICO, CA (2503/2507)			
EAGLE PASS, TX (2303)			
HIDALGO, TX (2305)			
LAREDO, TX (2304)			
NOGALES, AZ (2604)			
OTAY MESA (2506)			
ROMA, TX (2310)			
SAN YSIDRO (2504)			
YSLETA (2401)			

Preliminary Data and Subject to Change



UNCLASSIFIED//FOR OFFICIAL USE ONLY//LAW ENFORCEMENT SENSITIVE

**U.S. Customs and Border Protection - Southwest Border**  
**Office of Field Operations / U.S. Border Patrol**  
**Migration Crisis Action Team**  
**Total CBP Southwest Border Encounters (UAC/AM/FMUA/Singles)**  
 Preliminary Data and Subject to Change



Preliminary Data and Subject to Change  
 UNCLASSIFIED//FOR OFFICIAL USE ONLY//LAW ENFORCEMENT SENSITIVE



U.S. Customs and Border Protection - Southwest Border  
 Office of Field Operations / U.S. Border Patrol  
 Migration Crisis Action Team  
 Time in Custody over 72 hours



	UAC			UAC			UAC		
	OFO			USBP			CBP		
	In Custody > 72 hrs	In Custody > 120 hrs	In Custody > 240 hrs	In Custody > 72 hrs	In Custody > 120 hrs	In Custody > 240 hrs	In Custody > 72 hrs	In Custody > 120 hrs	In Custody > 240 hrs
7/7/21	<b>(b)(7)(E)</b>								
7/8/21									
7/9/21									
7/10/21									
7/11/21									
7/12/21									
7/13/21									
Total									

	FMUA			FMUA			FMUA		
	OFO			USBP			CBP		
	In Custody > 72 hrs	In Custody > 120 hrs	In Custody > 240 hrs	In Custody > 72 hrs	In Custody > 120 hrs	In Custody > 240 hrs	In Custody > 72 hrs	In Custody > 120 hrs	In Custody > 240 hrs
7/7/21	<b>(b)(7)(E)</b>								
7/8/21									
7/9/21									
7/10/21									
7/11/21									
7/12/21									
7/13/21									
Total									

	SINGLE ADULTS			SINGLE ADULTS			SINGLE ADULTS		
	OFO			USBP			CBP		
	In Custody > 72 hrs	In Custody > 120 hrs	In Custody > 240 hrs	In Custody > 72 hrs	In Custody > 120 hrs	In Custody > 240 hrs	In Custody > 72 hrs	In Custody > 120 hrs	In Custody > 240 hrs
7/7/21	<b>(b)(7)(E)</b>								
7/8/21									
7/9/21									
7/10/21									
7/11/21									
7/12/21									
7/13/21									
Total									

	AM			AM		
	OFO			CBP		
	In Custody > 72 hrs	In Custody > 120 hrs	In Custody > 240 hrs	In Custody > 72 hrs	In Custody > 120 hrs	In Custody > 240 hrs
7/7/21	<b>(b)(7)(E)</b>					
7/8/21						
7/9/21						
7/10/21						
7/11/21						
7/12/21						
7/13/21						
Total						



U.S. Customs and Border Protection - Southwest Border  
 Office of Field Operations / U.S. Border Patrol  
 Migration Crisis Action Team  
 Time in Custody by Sector/Field Office



Sector	USBP Encounters (Previous Day)						Time in Custody					
	Total	21-Day Average	UAC	AM (OFO only)	FMUA	SA	Total	% Capacity	Average TIC (HRS)	> 72 hours	72-120 hours	> 120 hours
BBT	167	121	3		6	158	14					
DRT	803	951	22		282	556	1,892					
ELC	130	175	5		6	119	476					
EPT	587	659	93		37	437	487					
LRT	199	291	11		5	183	327					
RGV	1,720	2,232	234		1,094	402	2,958					
SDC	446	512	17		73	356	704					
TCA	498	698	43		30	426	335					
YUM	352	439	16		184	152	1,704					
<b>USBP Total</b>	<b>4,942</b>	<b>5,978</b>	<b>444</b>		<b>1,707</b>	<b>2,791</b>	<b>8,907</b>					

**(b)(7)(E)**

Field Office	OFO Encounters (Previous Day)						Time in Custody					
	Total	21-Day Average	UAC	AM (OFO only)	FMUA	SA	Total	% Capacity	Average TIC (HRS)	> 72 hours	72-120 hours	> 120 hours
EL PASO	62	47	3	1	34	24	1					
LAREDO	205	129	4	1	146	50	9					
SAN DIEGO	129	155	0	1	81	47	343					
TUCSON	41	34	0	1	21	19	1					
<b>OFO Total</b>	<b>437</b>	<b>366</b>	<b>7</b>	<b>4</b>	<b>276</b>	<b>150</b>	<b>354</b>					
<b>CBP Total</b>	<b>5,379</b>	<b>6,344</b>	<b>451</b>	<b>4</b>	<b>1,983</b>	<b>2,941</b>	<b>9,261</b>					

**(b)(7)(E)**

Message

From: (b)(6), (b)(7)(C)

Sent: 7/14/2021 9:58:50 AM

To: (b)(6), (b)(7)(C)

(b)(6), (b)(7)(C) DistroList-CBP MCAT

Team (b)(7)(E)

(b)(7)(E) CBP HQ EOC

(b)(7)(E) CBPSTATS-Team

(b)(7)(E)

(b)(6), (b)(7)(C) FALK, SCOTT K (OCC)

(b)(6), (b)(7)(C) (OCC)

(b)(6), (b)(7)(C) (OCC)

(b)(6), (b)(7)(C)

(OCC) (b)(6), (b)(7)(C)

(b)(6), (b)(7)(C) HIGHSMITH,

ANNMARIE (EAC OT) (b)(6), (b)(7)(C)

(b)(6), (b)(7)(C)

(b)(6), (b)(7)(C) (OCC) (b)(6), (b)(7)(C)

(b)(6), (b)(7)(C) (b)(6), (b)(7)(C)

(b)(6), (b)(7)(C) SEAR Reporting (b)(7)(E)

(b)(6), (b)(7)(C), (b)(7)(E)

CC: DHS JIAG (b)(6)

(b)(6), (b)(7)(C)

**(b)(6), (b)(7)(C)**

**Subject:** CBP MCAT Daily Report – Updated Version\_2021-07-14-05-57-06  
**Attachments:** CBP MCAT Daily Report – Updated Version\_2021-07-14-05-57-06.pdf

Hello,

This report replaces the previous version of the report and has been updated w/T42 expulsions.

Please contact the CBP STAT Division with any questions. Below is the email address:

(b)(7)(E)

If you want the version of the MCAT morning report using the previous logic contact: (b)(7)(E)

(b)(7)(E)

# U.S. Customs and Border Protection Migration Crisis Action Team

**July 14, 2021**

~~WARNING: This document is designated UNCLASSIFIED//LAW ENFORCEMENT SENSITIVE (U//LES). It may contain information that is exempt from public release under the Freedom of Information Act (5USC552). This document is to be controlled, handled, transmitted, distributed, and disposed of in accordance with DHS policy relating to FOUO information, and is not to be released to the public or to personnel who do not have a valid need to know without prior approval from CBP.~~



**Homeland  
Security**



UNCLASSIFIED//FOR OFFICIAL USE ONLY//LAW ENFORCEMENT SENSITIVE

**U.S. Customs and Border Protection - Southwest Border**  
**Office of Field Operations / U.S. Border Patrol**  
**Migration Crisis Action Team**



Data is through: 7/13/2021

Preliminary Data and Subject to Change

Report Run Date: 7/14/2021 5:58:26 AM

Total	Demographic	Encounters (Previous Day)	Title 42	T8 Apprehensions/ Inadmissibles	21-Day Average (Encounters)	Currently in Custody	Average TIC (HRS)	CBP Processed Complete	UC Transfers/ TOT ERO (Previous Day)	All Other TOT's/ REPATS (Previous Day)	USBP NTA (OR) Released (Previous Day)
CBP Southwest Border	UC	757	0	757	552	982	23	412	453	18	0
	AM (OFO only)	3	2	1	6	7	8	0	0	32	NA
	FMUA	2,931	256	2,675	2,189	4,097	44	837	374	0	1,007
	Single Adults	3,679	2,688	991	3,672	4,751	110	2,692	626	371	87
	<b>Total Apps</b>	<b>7,370</b>	<b>2,946</b>	<b>4,424</b>	<b>6,419</b>	<b>9,837</b>	<b>72</b>	<b>3,941</b>	<b>1,453</b>	<b>421</b>	<b>1,094</b>

Total	Demographic	Encounters (Previous Day)	Title 42	T8 Apprehensions	21-Day Average (Encounters)	Currently in Custody	Average TIC (HRS)	USBP Processed Complete	UC Transfers/ TOT ERO (Previous Day)	All Other TOT's/ REPATS (Previous Day)	USBP NTA (OR) Released (Previous Day)
USBP Southwest Border	UC	737	0	737	545	980	24	412	449	0	0
	FMUA	2,652	256	2,396	1,985	3,912	43	835	272	0	1,007
	Single Adults	3,500	2,636	864	3,516	4,631	111	2,690	599	0	87
	<b>Total Apps</b>	<b>6,889</b>	<b>2,892</b>	<b>3,997</b>	<b>6,045</b>	<b>9,523</b>	<b>72</b>	<b>3,937</b>	<b>1,320</b>	<b>0</b>	<b>1,094</b>

Total	Demographic	Encounters (Previous Day)	Title 42	T8 Inadmissibles	21-Day Average (Encounters)	Currently in Custody	Average TIC (HRS)	OFO Processed Complete	TOT ERO (Previous Day)	All Other TOT's/ REPATS (Previous Day)	N/A
OFO Southwest Border	UAC	20	0	20	7	2	8	0	4	18	
	AM	3	2	1	6	7	8	0	0	32	
	FMUA	279	0	279	204	185	63	2	102	0	
	Single Adults	179	52	127	156	120	60	2	27	371	
	<b>Total Subjects</b>	<b>481</b>	<b>54</b>	<b>427</b>	<b>373</b>	<b>314</b>	<b>61</b>	<b>4</b>	<b>133</b>	<b>421</b>	

Preliminary Data and Subject to Change  
 UNCLASSIFIED//FOR OFFICIAL USE ONLY//LAW ENFORCEMENT SENSITIVE





U.S. Customs and Border Protection - Southwest Border  
Migration Crisis Action Team  
July 14, 2021



Preliminary Data and Subject to Change

Sector	Capacity	In Custody	% Capacity
BBT	(b)(7)(E)	19	(b)(7)(E)
DRT		2,012	
ELC		411	
EPT		641	
LRT		188	
RGV		3,564	
SDC		617	
TCA		440	
YUM		1,631	
Total		9,523	

Field Office	Capacity	In Custody	% Capacity
EL PASO	(b)(7)(E)	2	(b)(7)(E)
LAREDO		7	
SAN DIEGO		305	
TUCSON		0	
Total		314	

Port of Entry	Capacity	In Custody	% Capacity
BROWNSVILLE, TX (2301)	(b)(7)(E)		
CALEXICO, CA (2503/2507)			
DEL RIO, TX (2302)			
EL PASO, TX (2402)			
LAREDO, TX (2304)			
OTAY MESA (2506)			
ROMA, TX (2310)			
SAN YSIDRO (2504)			

Central Processing	Capacity	In Custody	% Capacity
TCA/TCC	(b)(7)(E)	112	(b)(7)(E)

\*RGV sector capacity and in-custody numbers include the CPC figures  
\*\*Tucson sector capacity and in-custody numbers include the TCC figures

Soft Sided Facility	Capacity	In Custody	% Capacity
DRT/SSF	(b)(7)(E)	727	(b)(7)(E)
RGV/DNT		1,382	
TCA/TSS		125	
YUM/YSS		895	

Modulars	Capacity	In Custody	% Capacity
EPT/MCPC	(b)(7)(E)	589	(b)(7)(E)

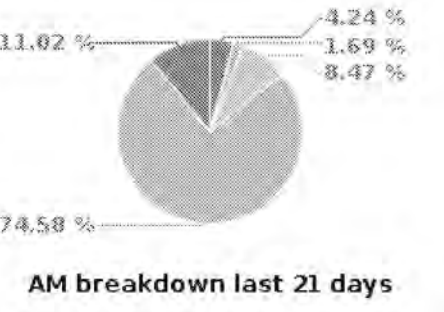
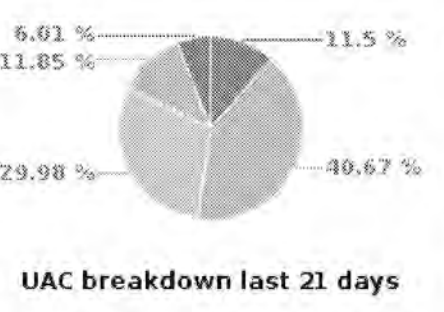
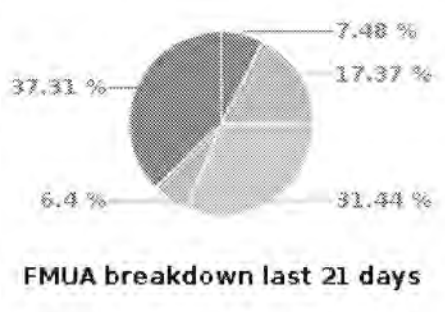
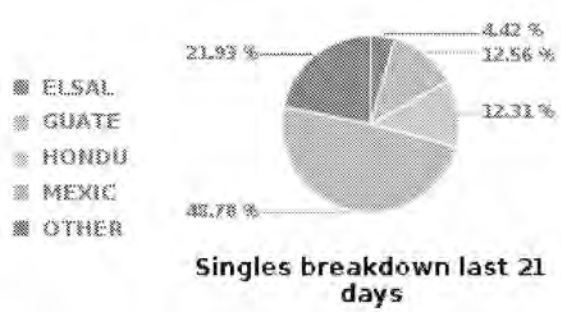
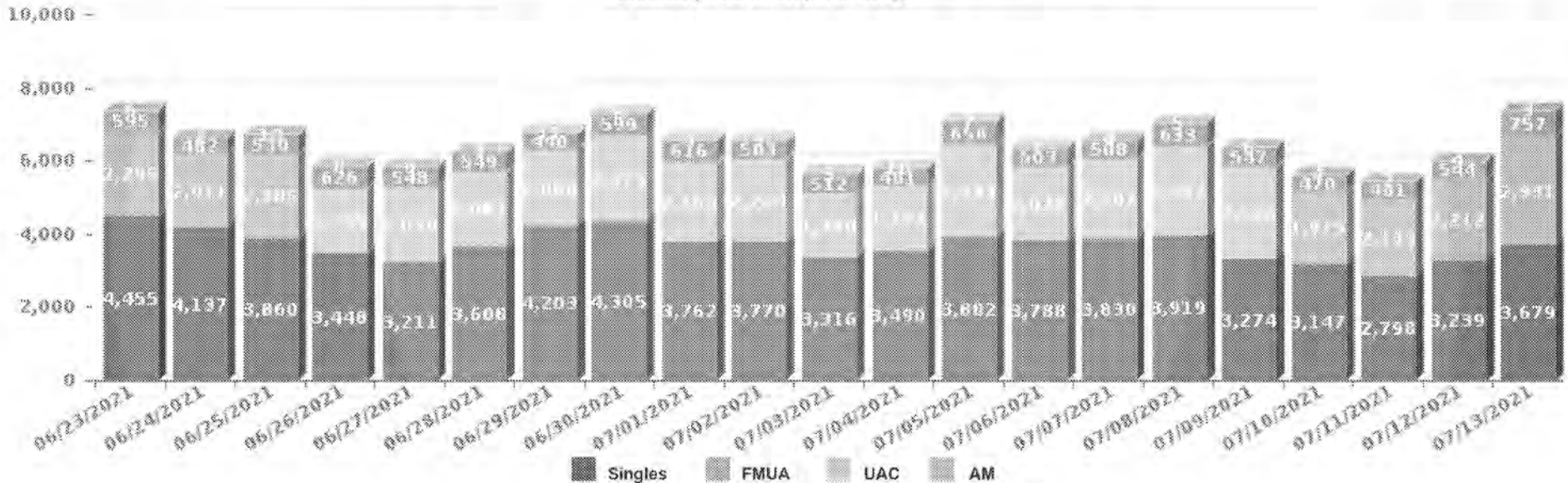
All Soft Sided/Modulars facilities are also reflected within their Sector capacity above.

Preliminary Data and Subject to Change



UNCLASSIFIED//FOR OFFICIAL USE ONLY//LAW ENFORCEMENT SENSITIVE

**U.S. Customs and Border Protection - Southwest Border**  
**Office of Field Operations / U.S. Border Patrol**  
**Migration Crisis Action Team**  
**Total CBP Southwest Border Encounters (UAC/AM/FMUA/Singles)**  
 Preliminary Data and Subject to Change



Preliminary Data and Subject to Change  
 UNCLASSIFIED//FOR OFFICIAL USE ONLY//LAW ENFORCEMENT SENSITIVE



U.S. Customs and Border Protection - Southwest Border  
 Office of Field Operations / U.S. Border Patrol  
 Migration Crisis Action Team  
 Time in Custody over 72 hours



	UAC			UAC			UAC		
	OFO			USBP			CBP		
	In Custody > 72 hrs	In Custody > 120 hrs	In Custody > 240 hrs	In Custody > 72 hrs	In Custody > 120 hrs	In Custody > 240 hrs	In Custody > 72 hrs	In Custody > 120 hrs	In Custody > 240 hrs
7/8/21	<b>(b)(7)(E)</b>								
7/9/21									
7/10/21									
7/11/21									
7/12/21									
7/13/21									
7/14/21									
Total									

	FMUA			FMUA			FMUA		
	OFO			USBP			CBP		
	In Custody > 72 hrs	In Custody > 120 hrs	In Custody > 240 hrs	In Custody > 72 hrs	In Custody > 120 hrs	In Custody > 240 hrs	In Custody > 72 hrs	In Custody > 120 hrs	In Custody > 240 hrs
7/8/21	<b>(b)(7)(E)</b>								
7/9/21									
7/10/21									
7/11/21									
7/12/21									
7/13/21									
7/14/21									
Total									

	SINGLE ADULTS			SINGLE ADULTS			SINGLE ADULTS		
	OFO			USBP			CBP		
	In Custody > 72 hrs	In Custody > 120 hrs	In Custody > 240 hrs	In Custody > 72 hrs	In Custody > 120 hrs	In Custody > 240 hrs	In Custody > 72 hrs	In Custody > 120 hrs	In Custody > 240 hrs
7/8/21	<b>(b)(7)(E)</b>								
7/9/21									
7/10/21									
7/11/21									
7/12/21									
7/13/21									
7/14/21									
Total									

	AM			AM		
	OFO			CBP		
	In Custody > 72 hrs	In Custody > 120 hrs	In Custody > 240 hrs	In Custody > 72 hrs	In Custody > 120 hrs	In Custody > 240 hrs
7/8/21	<b>(b)(7)(E)</b>					
7/9/21						
7/10/21						
7/11/21						
7/12/21						
7/13/21						
7/14/21						
Total						



U.S. Customs and Border Protection - Southwest Border  
 Office of Field Operations / U.S. Border Patrol  
 Migration Crisis Action Team  
 Time in Custody by Sector/Field Office



Sector	USBP Encounters (Previous Day)						Time in Custody					
	Total	21-Day Average	UAC	AM (OFO only)	FMUA	SA	Total	% Capacity	Average TIC (HRS)	> 72 hours	72-120 hours	> 120 hours
BBT	94	119	1		0	93	19					
DRT	1,175	977	37		452	696	2,012					
ELC	220	179	8		10	202	411					
EPT	618	653	116		51	448	641					
LRT	293	293	12		8	273	198					
RGV	2,936	2,284	407		1,775	754	3,564					
SDC	471	509	12		103	356	617					
TCA	688	609	106		56	524	440					
YUM	395	441	38		197	163	1,631					
<b>USBP Total</b>	<b>6,889</b>	<b>6,045</b>	<b>737</b>		<b>2,652</b>	<b>3,500</b>	<b>9,523</b>					

**(b)(7)(E)**

Field Office	OFO Encounters (Previous Day)						Time in Custody					
	Total	21-Day Average	UAC	AM (OFO only)	FMUA	SA	Total	% Capacity	Average TIC (HRS)	> 72 hours	72-120 hours	> 120 hours
EL PASO	46	47	1	0	30	15	2					
LAREDO	214	133	2	3	131	78	7					
SAN DIEGO	160	158	17	0	74	69	305					
TUCSON	61	35	0	0	44	17	0					
<b>OFO Total</b>	<b>481</b>	<b>373</b>	<b>20</b>	<b>3</b>	<b>279</b>	<b>179</b>	<b>314</b>					
<b>CBP Total</b>	<b>7,370</b>	<b>6,419</b>	<b>757</b>	<b>3</b>	<b>2,931</b>	<b>3,679</b>	<b>9,837</b>					

**(b)(7)(E)**

Message

From: (b)(6), (b)(7)(C)  
Sent: 7/19/2021 10:02:06 AM  
To: (b)(6), (b)(7)(C)  
(b)(6), (b)(7)(C) DistroList-CBP MCAT  
Team (b)(7)(E)  
(b)(7)(E) CBP HQ EOC  
(b)(7)(E) CBPSTATS-Team  
(b)(6), (b)(7)(C), (b)(7)(E)  
(b)(6), (b)(7)(C) FALK, SCOTT K (OCC)  
(b)(6), (b)(7)(C) (OCC)  
(b)(6), (b)(7)(C) (OCC)  
(b)(6), (b)(7)(C)  
(OCC) (b)(6), (b)(7)(C)  
(b)(6), (b)(7)(C) HIGHSMITH,  
ANNMARIE (EAC OT) (b)(6), (b)(7)(C)  
(b)(6), (b)(7)(C)  
(b)(6), (b)(7)(C) (OCC) (b)(6), (b)(7)(C)  
(b)(6), (b)(7)(C)  
(b)(6), (b)(7)(C) SEAR Reporting (b)(7)(E)  
**(b)(6), (b)(7)(C), (b)(7)(E)**  
CC: DHS.JIAG (b)(6)

**(b)(6), (b)(7)(C)**

**(b)(6), (b)(7)(C)**

**Subject:** CBP MCAT Daily Report – Updated Version\_2021-07-19-05-57-04  
**Attachments:** CBP MCAT Daily Report – Updated Version\_2021-07-19-05-57-04.pdf

Hello,

This report replaces the previous version of the report and has been updated w/T42 expulsions.

Please contact the CBP STAT Division with any questions. Below is the email address:

(b)(7)(E)

If you want the version of the MCAT morning report using the previous logic contact: (b)(7)(E)

(b)(7)(E)

# U.S. Customs and Border Protection Migration Crisis Action Team

July 19, 2021

~~WARNING: This document is designated UNCLASSIFIED//LAW ENFORCEMENT SENSITIVE (U//LES). It may contain information that is exempt from public release under the Freedom of Information Act (5USC552). This document is to be controlled, handled, transmitted, distributed, and disposed of in accordance with DHS policy relating to FOUO information, and is not to be released to the public or to personnel who do not have a valid need to know without prior approval from CBP.~~



Homeland  
Security



UNCLASSIFIED//~~FOR OFFICIAL USE ONLY~~//LAW ENFORCEMENT SENSITIVE

**U.S. Customs and Border Protection - Southwest Border**  
**Office of Field Operations / U.S. Border Patrol**  
**Migration Crisis Action Team**



Data is through: 7/18/2021

Preliminary Data and Subject to Change

Report Run Date: 7/19/2021 5:58:30 AM

Total	Demographic	Encounters (Previous Day)	Title 42	T8 Apprehensions/ Inadmissibles	21-Day Average (Encounters)	Currently in Custody	Average TIC (HRS)	CBP Processed Complete	UC Transfers/ TOT ERO (Previous Day)	All Other TOT's/ REPATS (Previous Day)	USBP NTA (OR) Released (Previous Day)
CBP Southwest Border	UC	566	0	566	556	1,456	36	604	390	22	0
	AM (OFO only)	11	4	7	6	40	50	0	0	21	NA
	FMUA	2,064	166	1,898	2,273	5,651	57	1,712	365	0	834
	Single Adults	2,632	1,901	731	3,572	4,265	112	1,891	564	198	117
	<b>Total Apps</b>	<b>5,273</b>	<b>2,071</b>	<b>3,202</b>	<b>6,407</b>	<b>11,412</b>	<b>74</b>	<b>4,207</b>	<b>1,319</b>	<b>241</b>	<b>951</b>

Total	Demographic	Encounters (Previous Day)	Title 42	T8 Apprehensions	21-Day Average (Encounters)	Currently in Custody	Average TIC (HRS)	USBP Processed Complete	UC Transfers/ TOT ERO (Previous Day)	All Other TOT's/ REPATS (Previous Day)	USBP NTA (OR) Released (Previous Day)
USBP Southwest Border	UC	562	0	562	548	1,446	36	604	384	0	0
	FMUA	2,015	166	1,849	2,058	5,496	57	1,709	262	0	834
	Single Adults	2,526	1,863	663	3,412	4,092	114	1,891	537	0	117
	<b>Total Apps</b>	<b>5,103</b>	<b>2,029</b>	<b>3,074</b>	<b>6,018</b>	<b>11,034</b>	<b>75</b>	<b>4,204</b>	<b>1,183</b>	<b>0</b>	<b>951</b>

Total	Demographic	Encounters (Previous Day)	Title 42	T8 Inadmissibles	21-Day Average (Encounters)	Currently in Custody	Average TIC (HRS)	OFO Processed Complete	TOT ERO (Previous Day)	All Other TOT's/ REPATS (Previous Day)	N/A
OFO Southwest Border	UAC	4	0	4	8	10	36	0	6	22	
	AM	11	4	7	6	40	50	0	0	21	
	FMUA	49	0	49	214	155	72	3	103	0	
	Single Adults	106	38	68	160	173	62	0	27	198	
	<b>Total Subjects</b>	<b>170</b>	<b>42</b>	<b>128</b>	<b>389</b>	<b>378</b>	<b>64</b>	<b>3</b>	<b>136</b>	<b>241</b>	

Preliminary Data and Subject to Change  
 UNCLASSIFIED//~~FOR OFFICIAL USE ONLY~~//LAW ENFORCEMENT SENSITIVE





U.S. Customs and Border Protection - Southwest Border  
Migration Crisis Action Team  
July 19, 2021



Preliminary Data and Subject to Change

Sector	Capacity	In Custody	% Capacity
BBT	(b)(7)(E)	37	(b)(7)(E)
DRT		2,073	
ELC		295	
EPT		1,311	
LRT		158	
RGV		4,588	
SDC		603	
TCA		288	
YUM		1,681	
Total		11,034	

Central Processing	Capacity	In Custody	% Capacity
TCA/TCC	(b)(7)(E)	122	(b)(7)(E)

\*RGV sector capacity and in-custody numbers include the CPC figures  
\*\*Tucson sector capacity and in-custody numbers include the TCC figures

Soft Sided Facility	Capacity	In Custody	% Capacity
DRT/SSF	(b)(7)(E)	727	(b)(7)(E)
RGV/DNT		2,615	
TCA/TSS		37	
YUM/YSS		1,209	

Modulars	Capacity	In Custody	% Capacity
EPT/MCPC	(b)(7)(E)	1,214	(b)(7)(E)

All Soft Sided/Modulars facilities are also reflected within their Sector capacity above.

Field Office	Capacity	In Custody	% Capacity
EL PASO	(b)(7)(E)	6	(b)(7)(E)
LAREDO		6	
SAN DIEGO		365	
TUCSON		1	
Total		378	


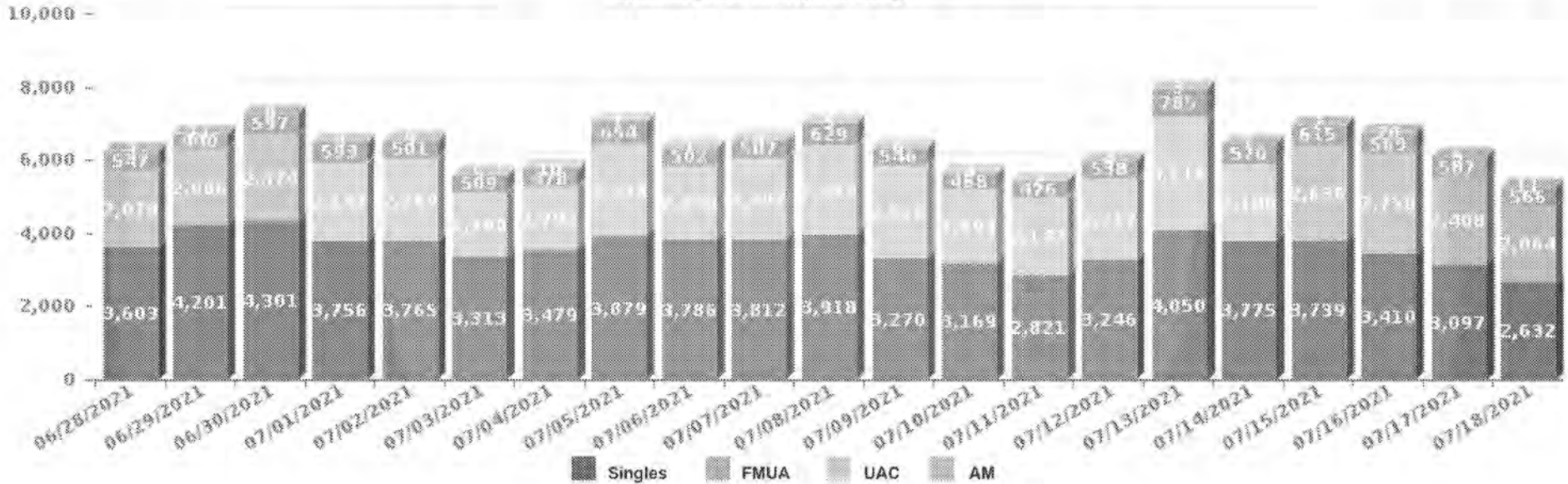
Port of Entry	Capacity	In Custody	% Capacity
CALEXICO, CA (2503/2507)	(b)(7)(E)		
EAGLE PASS, TX (2303)			
EL PASO, TX (2402)			
LAREDO, TX (2304)			
OTAY MESA (2506)			
PRESIDIO, TX (2403)			
PROGRESO, TX (2309)			
SAN LUIS, AZ (2608)			
SANTA TERESA (2408)			
SAN YSIDRO (2504)			
YSLETA (2401)			

Preliminary Data and Subject to Change



UNCLASSIFIED//FOR OFFICIAL USE ONLY//LAW ENFORCEMENT SENSITIVE

**U.S. Customs and Border Protection - Southwest Border**  
**Office of Field Operations / U.S. Border Patrol**  
**Migration Crisis Action Team**  
**Total CBP Southwest Border Encounters (UAC/AM/FMUA/Singles)**  
 Preliminary Data and Subject to Change



Preliminary Data and Subject to Change  
 UNCLASSIFIED//FOR OFFICIAL USE ONLY//LAW ENFORCEMENT SENSITIVE



U.S. Customs and Border Protection - Southwest Border  
 Office of Field Operations / U.S. Border Patrol  
 Migration Crisis Action Team  
 Time in Custody over 72 hours



	UAC			UAC			UAC		
	OFO			USBP			CBP		
	In Custody > 72 hrs	In Custody > 120 hrs	In Custody > 240 hrs	In Custody > 72 hrs	In Custody > 120 hrs	In Custody > 240 hrs	In Custody > 72 hrs	In Custody > 120 hrs	In Custody > 240 hrs
7/13/21	<b>(b)(7)(E)</b>								
7/14/21									
7/15/21									
7/16/21									
7/17/21									
7/18/21									
7/19/21									
Total									

	FMUA			FMUA			FMUA		
	OFO			USBP			CBP		
	In Custody > 72 hrs	In Custody > 120 hrs	In Custody > 240 hrs	In Custody > 72 hrs	In Custody > 120 hrs	In Custody > 240 hrs	In Custody > 72 hrs	In Custody > 120 hrs	In Custody > 240 hrs
7/13/21	<b>(b)(7)(E)</b>								
7/14/21									
7/15/21									
7/16/21									
7/17/21									
7/18/21									
7/19/21									
Total									

	SINGLE ADULTS			SINGLE ADULTS			SINGLE ADULTS		
	OFO			USBP			CBP		
	In Custody > 72 hrs	In Custody > 120 hrs	In Custody > 240 hrs	In Custody > 72 hrs	In Custody > 120 hrs	In Custody > 240 hrs	In Custody > 72 hrs	In Custody > 120 hrs	In Custody > 240 hrs
7/13/21	<b>(b)(7)(E)</b>								
7/14/21									
7/15/21									
7/16/21									
7/17/21									
7/18/21									
7/19/21									
Total									

	AM			AM		
	OFO			CBP		
	In Custody > 72 hrs	In Custody > 120 hrs	In Custody > 240 hrs	In Custody > 72 hrs	In Custody > 120 hrs	In Custody > 240 hrs
7/13/21	<b>(b)(7)(E)</b>					
7/14/21						
7/15/21						
7/16/21						
7/17/21						
7/18/21						
7/19/21						
Total						



U.S. Customs and Border Protection - Southwest Border  
 Office of Field Operations / U.S. Border Patrol  
 Migration Crisis Action Team  
 Time in Custody by Sector/Field Office



Sector	USBP Encounters (Previous Day)						Time in Custody					
	Total	21-Day Average	UAC	AM (OFO only)	FMUA	SA	Total	% Capacity	Average TIC (HRS)	> 72 hours	72-120 hours	> 120 hours
BBT	164	118	17		2	145	37					
DRT	890	979	25		337	528	2,073					
ELC	96	177	1		7	88	295					
EPT	688	655	145		54	487	1,311					
LRT	113	279	5		2	106	156					
RGV	2,132	2,277	307		1,321	504	4,888					
SDC	327	510	4		72	251	603					
TCA	388	888	33		46	307	288					
YUM	307	433	25		172	110	1,681					
<b>USBP Total</b>	<b>5,103</b>	<b>6,018</b>	<b>562</b>		<b>2,015</b>	<b>2,526</b>	<b>11,034</b>					

**(b)(7)(E)**

Field Office	OFO Encounters (Previous Day)						Time in Custody					
	Total	21-Day Average	UAC	AM (OFO only)	FMUA	SA	Total	% Capacity	Average TIC (HRS)	> 72 hours	72-120 hours	> 120 hours
EL PASO	10	48	0	0	0	10	5					
LAREDO	73	145	0	1	27	45	6					
SAN DIEGO	77	160	4	7	20	46	365					
TUCSON	10	36	0	3	2	5	1					
<b>OFO Total</b>	<b>170</b>	<b>389</b>	<b>4</b>	<b>11</b>	<b>49</b>	<b>106</b>	<b>378</b>					
<b>CBP Total</b>	<b>5,273</b>	<b>6,407</b>	<b>566</b>	<b>11</b>	<b>2,064</b>	<b>2,632</b>	<b>11,412</b>					

**(b)(7)(E)**

Message

**From:** (b)(6), (b)(7)(C)  
**Sent:** 7/20/2021 9:59:01 AM  
**To:** (b)(6), (b)(7)(C)  
(b)(6), (b)(7)(C) DistroList-CBP MCAT  
Team (b)(7)(E)  
(b)(7)(E) CBP HQ EOC  
(b)(7)(E) CBPSTATS-Team  
(b)(6), (b)(7)(C), (b)(7)(E)  
(b)(6), (b)(7)(C) FALK, SCOTT K (OCC)  
(b)(6), (b)(7)(C) (OCC)  
(b)(6), (b)(7)(C) (OCC)  
(b)(6), (b)(7)(C)  
(OCC) (b)(6), (b)(7)(C)  
(b)(6), (b)(7)(C) HIGHSMITH,  
ANNMARIE (EAC OT) (b)(6), (b)(7)(C)  
(b)(6), (b)(7)(C)  
(b)(6), (b)(7)(C) (OCC) (b)(6), (b)(7)(C)  
(b)(6), (b)(7)(C) (b)(6), (b)(7)(C)  
(b)(6), (b)(7)(C) SEAR Reporting (b)(7)(E)  
**(b)(6), (b)(7)(C), (b)(7)(E)**

**CC:** DHS.JIAG (b)(6)  
**(b)(6), (b)(7)(C)**

**(b)(6), (b)(7)(C)**

**Subject:** CBP MCAT Daily Report – Updated Version\_2021-07-20-05-57-04  
**Attachments:** CBP MCAT Daily Report – Updated Version\_2021-07-20-05-57-04.pdf

Hello,

This report replaces the previous version of the report and has been updated w/T42 expulsions.

Please contact the CBP STAT Division with any questions. Below is the email address:

(b)(7)(E)

If you want the version of the MCAT morning report using the previous logic contact: (b)(7)(E)

(b)(7)(E)

# U.S. Customs and Border Protection Migration Crisis Action Team

**July 20, 2021**

~~WARNING: This document is designated UNCLASSIFIED//LAW ENFORCEMENT SENSITIVE (U//LES). It may contain information that is exempt from public release under the Freedom of Information Act (5USC552). This document is to be controlled, handled, transmitted, distributed, and disposed of in accordance with DHS policy relating to FOUO information, and is not to be released to the public or to personnel who do not have a valid need to know without prior approval from CBP.~~



**Homeland  
Security**



UNCLASSIFIED//~~FOR OFFICIAL USE ONLY~~//LAW ENFORCEMENT SENSITIVE

**U.S. Customs and Border Protection - Southwest Border**  
**Office of Field Operations / U.S. Border Patrol**  
**Migration Crisis Action Team**



Data is through: 7/19/2021

Preliminary Data and Subject to Change

Report Run Date: 7/20/2021 5:58:06 AM

Total	Demographic	Encounters (Previous Day)	Title 42	T8 Apprehensions/ Inadmissibles	21-Day Average (Encounters)	Currently in Custody	Average TIC (HRS)	CBP Processed Complete	UC Transfers/ TOT ERO (Previous Day)	All Other TOT's/ REPATS (Previous Day)	USBP NTA (OR) Released (Previous Day)
CBP Southwest Border	UC	455	0	455	554	1,364	39	575	521	23	0
	AM (OFO only)	14	9	5	5	15	38	0	0	38	NA
	FMUA	2,396	194	2,202	2,327	5,360	52	1,516	249	0	965
	Single Adults	3,349	2,352	997	3,592	4,221	104	1,535	588	402	351
	<b>Total Apps</b>	<b>6,214</b>	<b>2,555</b>	<b>3,659</b>	<b>6,479</b>	<b>10,960</b>	<b>69</b>	<b>3,626</b>	<b>1,358</b>	<b>463</b>	<b>1,316</b>

Total	Demographic	Encounters (Previous Day)	Title 42	T8 Apprehensions	21-Day Average (Encounters)	Currently in Custody	Average TIC (HRS)	USBP Processed Complete	UC Transfers/ TOT ERO (Previous Day)	All Other TOT's/ REPATS (Previous Day)	USBP NTA (OR) Released (Previous Day)
USBP Southwest Border	UC	435	0	435	546	1,348	39	572	515	0	0
	FMUA	2,137	194	1,943	2,109	5,162	52	1,511	156	0	965
	Single Adults	3,142	2,287	855	3,429	4,042	107	1,535	557	0	351
	<b>Total Apps</b>	<b>5,714</b>	<b>2,481</b>	<b>3,233</b>	<b>6,084</b>	<b>10,552</b>	<b>70</b>	<b>3,618</b>	<b>1,228</b>	<b>0</b>	<b>1,316</b>

Total	Demographic	Encounters (Previous Day)	Title 42	T8 Inadmissibles	21-Day Average (Encounters)	Currently in Custody	Average TIC (HRS)	OFO Processed Complete	TOT ERO (Previous Day)	All Other TOT's/ REPATS (Previous Day)	N/A
OFO Southwest Border	UAC	20	0	20	9	16	24	3	6	23	
	AM	14	9	5	5	15	38	0	0	38	
	FMUA	259	0	259	219	198	59	5	93	0	
	Single Adults	207	65	142	163	179	52	0	31	402	
	<b>Total Subjects</b>	<b>500</b>	<b>74</b>	<b>426</b>	<b>395</b>	<b>408</b>	<b>54</b>	<b>8</b>	<b>130</b>	<b>463</b>	

Preliminary Data and Subject to Change  
 UNCLASSIFIED//~~FOR OFFICIAL USE ONLY~~//LAW ENFORCEMENT SENSITIVE





U.S. Customs and Border Protection - Southwest Border  
Migration Crisis Action Team  
July 20, 2021



Preliminary Data and Subject to Change

Sector	Capacity	In Custody	% Capacity
BBT	(b)(7)(E)	33	(b)(7)(E)
DRT		2,011	
ELC		247	
EPT		1,194	
LRT		215	
RGV		4,264	
SDC		460	
TCA		377	
YUM		1,751	
Total		10,562	

Central Processing	Capacity	In Custody	% Capacity
TCA/TCC	(b)(7)(E)	140	(b)(7)(E)

\*RGV sector capacity and in-custody numbers include the CPC figures  
\*\*Tucson sector capacity and in-custody numbers include the TCC figures

Soft Sided Facility	Capacity	In Custody	% Capacity
DRT/SSF	(b)(7)(E)	664	(b)(7)(E)
RGV/DNT		2,152	
TCA/TSS		40	
YUM/YSS		1,228	

Modulars	Capacity	In Custody	% Capacity
EPT/MCPC	(b)(7)(E)	1,078	(b)(7)(E)

All Soft Sided/Modulars facilities are also reflected within their Sector capacity above.

Field Office	Capacity	In Custody	% Capacity
EL PASO	(b)(7)(E)	10	(b)(7)(E)
LAREDO		12	
SAN DIEGO		385	
TUCSON		1	
Total		408	

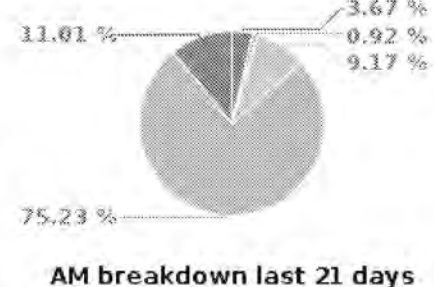
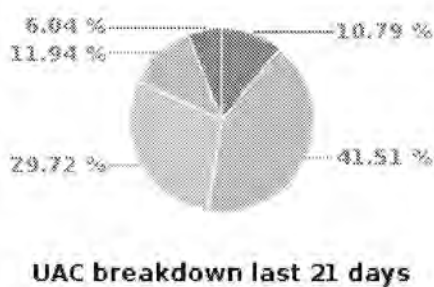
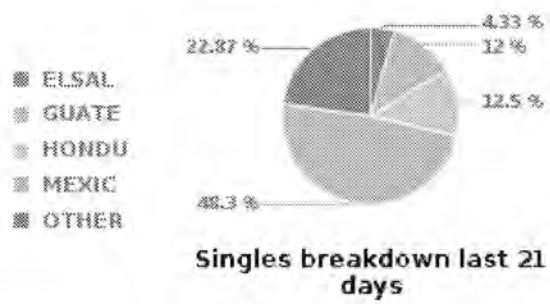
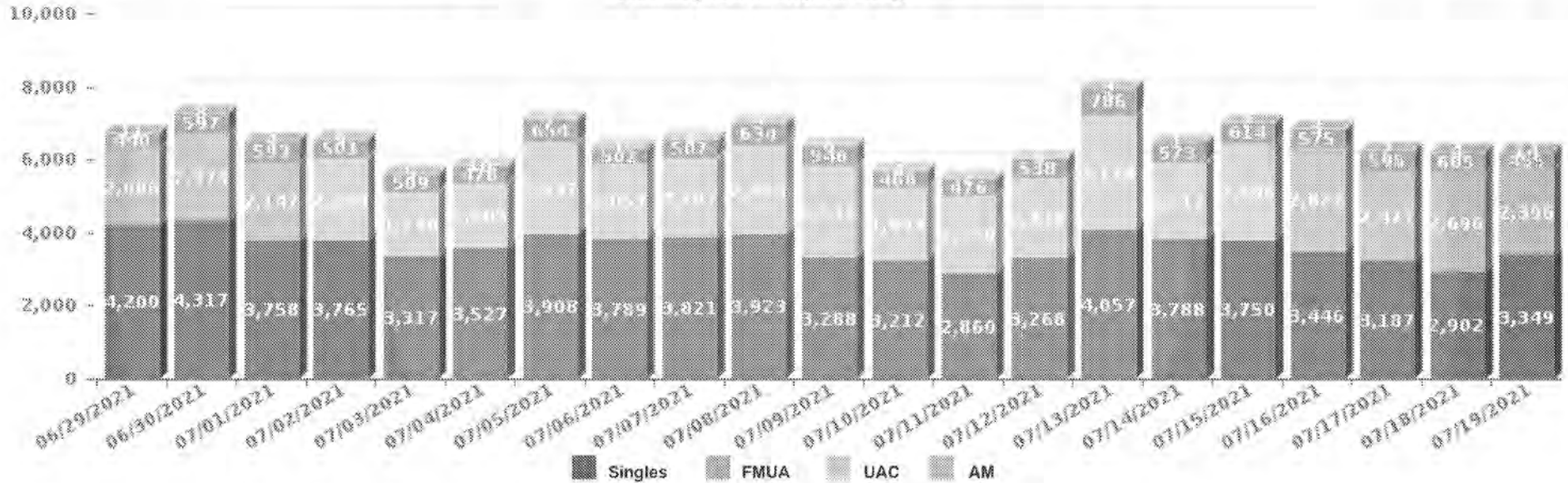
Port of Entry	Capacity	In Custody	% Capacity
BROWNSVILLE, TX (2301)	(b)(7)(E)	(b)(7)(E)	(b)(7)(E)
CALEXICO, CA (2503/2507)			
DEL RIO, TX (2302)			
EL PASO, TX (2402)			
HIDALGO, TX (2305)			
LAREDO, TX (2304)			
NOGALES, AZ (2604)			
OTAY MESA (2506)			
SAN YSIDRO (2504)			
TECATE, CA (2505)			
YSLETA (2401)			

Preliminary Data and Subject to Change



UNCLASSIFIED//FOR OFFICIAL USE ONLY//LAW ENFORCEMENT SENSITIVE

**U.S. Customs and Border Protection - Southwest Border**  
**Office of Field Operations / U.S. Border Patrol**  
**Migration Crisis Action Team**  
**Total CBP Southwest Border Encounters (UAC/AM/FMUA/Singles)**  
 Preliminary Data and Subject to Change



Preliminary Data and Subject to Change  
 UNCLASSIFIED//FOR OFFICIAL USE ONLY//LAW ENFORCEMENT SENSITIVE



U.S. Customs and Border Protection - Southwest Border  
 Office of Field Operations / U.S. Border Patrol  
 Migration Crisis Action Team  
 Time in Custody over 72 hours



	UAC			UAC			UAC		
	OFO			USBP			CBP		
	In Custody > 72 hrs	In Custody > 120 hrs	In Custody > 240 hrs	In Custody > 72 hrs	In Custody > 120 hrs	In Custody > 240 hrs	In Custody > 72 hrs	In Custody > 120 hrs	In Custody > 240 hrs
7/14/21	<b>(b)(7)(E)</b>								
7/15/21									
7/16/21									
7/17/21									
7/18/21									
7/19/21									
7/20/21									
Total									

	FMUA			FMUA			FMUA		
	OFO			USBP			CBP		
	In Custody > 72 hrs	In Custody > 120 hrs	In Custody > 240 hrs	In Custody > 72 hrs	In Custody > 120 hrs	In Custody > 240 hrs	In Custody > 72 hrs	In Custody > 120 hrs	In Custody > 240 hrs
7/14/21	<b>(b)(7)(E)</b>								
7/15/21									
7/16/21									
7/17/21									
7/18/21									
7/19/21									
7/20/21									
Total									

	SINGLE ADULTS			SINGLE ADULTS			SINGLE ADULTS		
	OFO			USBP			CBP		
	In Custody > 72 hrs	In Custody > 120 hrs	In Custody > 240 hrs	In Custody > 72 hrs	In Custody > 120 hrs	In Custody > 240 hrs	In Custody > 72 hrs	In Custody > 120 hrs	In Custody > 240 hrs
7/14/21	<b>(b)(7)(E)</b>								
7/15/21									
7/16/21									
7/17/21									
7/18/21									
7/19/21									
7/20/21									
Total									

	AM			AM		
	OFO			CBP		
	In Custody > 72 hrs	In Custody > 120 hrs	In Custody > 240 hrs	In Custody > 72 hrs	In Custody > 120 hrs	In Custody > 240 hrs
7/14/21	<b>(b)(7)(E)</b>					
7/15/21						
7/16/21						
7/17/21						
7/18/21						
7/19/21						
7/20/21						
Total						



U.S. Customs and Border Protection - Southwest Border  
 Office of Field Operations / U.S. Border Patrol  
 Migration Crisis Action Team  
 Time in Custody by Sector/Field Office



Sector	USBP Encounters (Previous Day)						Time in Custody					
	Total	21-Day Average	UAC	AM (OFO only)	FMUA	SA	Total	% Capacity	Average TIC (HRS)	> 72 hours	72-120 hours	> 120 hours
BBT	95	117	5		0	91	33					
DRT	1,212	1,007	18		522	672	2,011					
ELC	133	175	8		3	124	247					
EPT	414	647	48		33	333	1,194					
LRT	340	283	14		4	322	215					
RGV	2,176	2,316	347		1,298	631	4,264					
SDC	404	509	8		30	369	460					
TCA	524	885	65		61	398	377					
YUM	415	442	24		186	209	1,751					
<b>USBP Total</b>	<b>5,714</b>	<b>6,084</b>	<b>435</b>		<b>2,137</b>	<b>3,142</b>	<b>10,552</b>					

(b)(7)(E)

Field Office	OFO Encounters (Previous Day)						Time in Custody					
	Total	21-Day Average	UAC	AM (OFO only)	FMUA	SA	Total	% Capacity	Average TIC (HRS)	> 72 hours	72-120 hours	> 120 hours
EL PASO	57	49	2	0	22	33	10					
LAREDO	229	148	5	2	139	83	12					
SAN DIEGO	154	162	13	5	59	77	385					
TUCSON	60	37	0	7	39	14	1					
<b>OFO Total</b>	<b>500</b>	<b>395</b>	<b>20</b>	<b>14</b>	<b>259</b>	<b>207</b>	<b>408</b>					
<b>CBP Total</b>	<b>6,214</b>	<b>6,479</b>	<b>455</b>	<b>14</b>	<b>2,396</b>	<b>3,349</b>	<b>10,960</b>					

(b)(7)(E)

Message

From: (b)(6), (b)(7)(C)  
Sent: 7/15/2021 9:58:51 AM  
To: (b)(6), (b)(7)(C)

(b)(6), (b)(7)(C) DistroList-CBP MCAT

Team (b)(7)(E) CBP HQ EOC

(b)(7)(E) CBPSTATS-Team

(b)(6), (b)(7)(C), (b)(7)(E)

(b)(6), (b)(7)(C) FALK, SCOTT K (OCC)

(b)(6), (b)(7)(C) (OCC)

(b)(6), (b)(7)(C) (OCC)

(b)(6), (b)(7)(C)

(OCC) (b)(6), (b)(7)(C)

(b)(6), (b)(7)(C) HIGHSMITH,  
ANNMARIE (EAC OT)

(b)(6), (b)(7)(C)

(b)(6), (b)(7)(C) (OCC) (b)(6), (b)(7)(C)

(b)(6), (b)(7)(C) SEAR Reporting (b)(7)(E)

**(b)(6), (b)(7)(C), (b)(7)(E)**

CC: DHS JIAG (b)(6)

**(b)(6), (b)(7)(C)**

**(b)(6), (b)(7)(C)**

**Subject:** CBP MCAT Daily Report – Updated Version\_2021-07-15-05-57-02  
**Attachments:** CBP MCAT Daily Report – Updated Version\_2021-07-15-05-57-02.pdf

Hello,

This report replaces the previous version of the report and has been updated w/T42 expulsions.

Please contact the CBP STAT Division with any questions. Below is the email address:

(b)(7)(E)

If you want the version of the MCAT morning report using the previous logic contact: (b)(7)(E)

(b)(7)(E)

# U.S. Customs and Border Protection Migration Crisis Action Team

**July 15, 2021**

~~WARNING: This document is designated UNCLASSIFIED//LAW ENFORCEMENT SENSITIVE (U//LES). It may contain information that is exempt from public release under the Freedom of Information Act (5USC552). This document is to be controlled, handled, transmitted, distributed, and disposed of in accordance with DHS policy relating to FOUO information, and is not to be released to the public or to personnel who do not have a valid need to know without prior approval from CBP.~~



**Homeland  
Security**



UNCLASSIFIED//FOR OFFICIAL USE ONLY//LAW ENFORCEMENT SENSITIVE

**U.S. Customs and Border Protection - Southwest Border**  
**Office of Field Operations / U.S. Border Patrol**  
**Migration Crisis Action Team**



Data is through: 7/14/2021

Preliminary Data and Subject to Change

Report Run Date: 7/15/2021 5:57:55 AM

Total	Demographic	Encounters (Previous Day)	Title 42	T8 Apprehensions/ Inadmissibles	21-Day Average (Encounters)	Currently in Custody	Average TIC (HRS)	CBP Processed Complete	UC Transfers/ TOT ERO (Previous Day)	All Other TOT's/ REPATS (Previous Day)	USBP NTA (OR) Released (Previous Day)
CBP Southwest Border	UC	490	2	490	546	1,173	50	618	349	18	0
	AM (OFO only)	1	1	0	5	6	15	0	0	23	NA
	FMUA	1,832	174	1,658	2,176	4,690	47	1,162	226	4	799
	Single Adults	3,447	2,575	872	3,637	4,369	108	2,341	431	401	80
	<b>Total Apps</b>	<b>5,772</b>	<b>2,752</b>	<b>3,020</b>	<b>6,365</b>	<b>10,238</b>	<b>72</b>	<b>4,121</b>	<b>1,006</b>	<b>446</b>	<b>879</b>

Total	Demographic	Encounters (Previous Day)	Title 42	T8 Apprehensions	21-Day Average (Encounters)	Currently in Custody	Average TIC (HRS)	USBP Processed Complete	UC Transfers/ TOT ERO (Previous Day)	All Other TOT's/ REPATS (Previous Day)	USBP NTA (OR) Released (Previous Day)
USBP Southwest Border	UC	465	2	465	539	1,167	50	618	348	0	0
	FMUA	1,534	174	1,360	1,968	4,506	46	1,162	148	0	799
	Single Adults	3,253	2,533	720	3,481	4,261	110	2,341	384	0	80
	<b>Total Apps</b>	<b>5,254</b>	<b>2,709</b>	<b>2,545</b>	<b>5,988</b>	<b>9,934</b>	<b>73</b>	<b>4,121</b>	<b>880</b>	<b>0</b>	<b>879</b>

Total	Demographic	Encounters (Previous Day)	Title 42	T8 Inadmissibles	21-Day Average (Encounters)	Currently in Custody	Average TIC (HRS)	OFO Processed Complete	TOT ERO (Previous Day)	All Other TOT's/ REPATS (Previous Day)	N/A
OFO Southwest Border	UAC	25	0	25	7	6	15	0	1	18	
	AM	1	1	0	5	6	15	0	0	23	
	FMUA	298	0	298	208	184	61	0	78	4	
	Single Adults	194	42	152	157	108	52	0	47	401	
	<b>Total Subjects</b>	<b>518</b>	<b>43</b>	<b>475</b>	<b>377</b>	<b>304</b>	<b>56</b>	<b>0</b>	<b>126</b>	<b>446</b>	

Preliminary Data and Subject to Change  
 UNCLASSIFIED//FOR OFFICIAL USE ONLY//LAW ENFORCEMENT SENSITIVE





U.S. Customs and Border Protection - Southwest Border  
Migration Crisis Action Team  
July 15, 2021



Preliminary Data and Subject to Change

Sector	Capacity	In Custody	% Capacity
BBT	(b)(7)(E)	31	(b)(7)(E)
DRT		1,956	
ELC		421	
EPT		904	
LRT		106	
RGV		4,030	
SDC		536	
TCA		457	
YUM		1,493	
Total		9,934	

Central Processing	Capacity	In Custody	% Capacity
TCA/TCC	(b)(7)(E)	138	(b)(7)(E)

\*RGV sector capacity and in-custody numbers include the CPC figures  
\*\*Tucson sector capacity and in-custody numbers include the TCC figures

Soft Sided Facility	Capacity	In Custody	% Capacity
DRT/SSF	(b)(7)(E)	826	(b)(7)(E)
RGV/DNT		1,922	
TCA/TSS		180	
YUM/YSS		928	

Modulars	Capacity	In Custody	% Capacity
EPT/MCPC	(b)(7)(E)	764	(b)(7)(E)

All Soft Sided/Modulars facilities are also reflected within their Sector capacity above.

Field Office	Capacity	In Custody	% Capacity
EL PASO	(b)(7)(E)	2	(b)(7)(E)
LAREDO		14	
SAN DIEGO		284	
TUCSON		4	
Total		304	


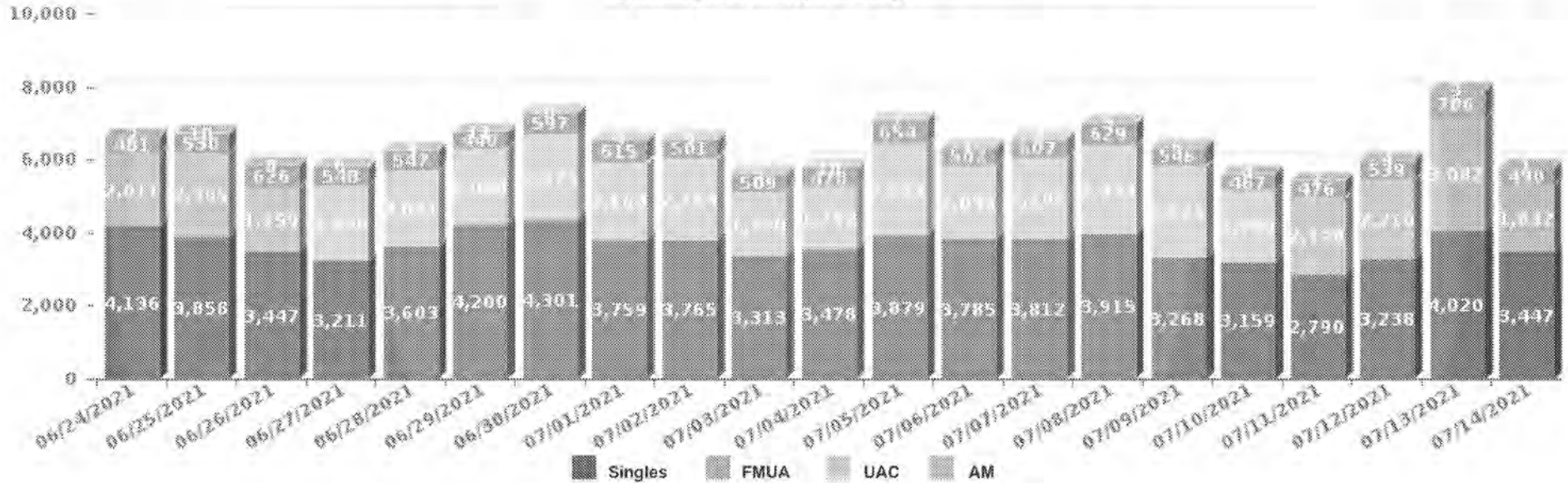
Port of Entry	Capacity	In Custody	% Capacity
BROWNSVILLE, TX (2301)	(b)(7)(E)		
EAGLE PASS, TX (2303)			
EL PASO, TX (2402)			
HIDALGO, TX (2305)			
LAREDO, TX (2304)			
NOGALES, AZ (2604)			
OTAY MESA (2506)			
PROGRESO, TX (2309)			
ROMA, TX (2310)			
SAN LUIS, AZ (2608)			
SAN YSIDRO (2504)			

Preliminary Data and Subject to Change



UNCLASSIFIED//FOR OFFICIAL USE ONLY//LAW ENFORCEMENT SENSITIVE

**U.S. Customs and Border Protection - Southwest Border**  
**Office of Field Operations / U.S. Border Patrol**  
**Migration Crisis Action Team**  
**Total CBP Southwest Border Encounters (UAC/AM/FMUA/Singles)**  
 Preliminary Data and Subject to Change



Preliminary Data and Subject to Change  
 UNCLASSIFIED//FOR OFFICIAL USE ONLY//LAW ENFORCEMENT SENSITIVE



U.S. Customs and Border Protection - Southwest Border  
 Office of Field Operations / U.S. Border Patrol  
 Migration Crisis Action Team  
 Time in Custody over 72 hours



	UAC			UAC			UAC		
	OFO			USBP			CBP		
	In Custody > 72 hrs	In Custody > 120 hrs	In Custody > 240 hrs	In Custody > 72 hrs	In Custody > 120 hrs	In Custody > 240 hrs	In Custody > 72 hrs	In Custody > 120 hrs	In Custody > 240 hrs
7/9/21	<b>(b)(7)(E)</b>								
7/10/21									
7/11/21									
7/12/21									
7/13/21									
7/14/21									
7/15/21									
Total									

	FMUA			FMUA			FMUA		
	OFO			USBP			CBP		
	In Custody > 72 hrs	In Custody > 120 hrs	In Custody > 240 hrs	In Custody > 72 hrs	In Custody > 120 hrs	In Custody > 240 hrs	In Custody > 72 hrs	In Custody > 120 hrs	In Custody > 240 hrs
7/9/21	<b>(b)(7)(E)</b>								
7/10/21									
7/11/21									
7/12/21									
7/13/21									
7/14/21									
7/15/21									
Total									

	SINGLE ADULTS			SINGLE ADULTS			SINGLE ADULTS		
	OFO			USBP			CBP		
	In Custody > 72 hrs	In Custody > 120 hrs	In Custody > 240 hrs	In Custody > 72 hrs	In Custody > 120 hrs	In Custody > 240 hrs	In Custody > 72 hrs	In Custody > 120 hrs	In Custody > 240 hrs
7/9/21	<b>(b)(7)(E)</b>								
7/10/21									
7/11/21									
7/12/21									
7/13/21									
7/14/21									
7/15/21									
Total									

	AM			AM		
	OFO			CBP		
	In Custody > 72 hrs	In Custody > 120 hrs	In Custody > 240 hrs	In Custody > 72 hrs	In Custody > 120 hrs	In Custody > 240 hrs
7/9/21	<b>(b)(7)(E)</b>					
7/10/21						
7/11/21						
7/12/21						
7/13/21						
7/14/21						
7/15/21						
Total						



U.S. Customs and Border Protection - Southwest Border  
 Office of Field Operations / U.S. Border Patrol  
 Migration Crisis Action Team  
 Time in Custody by Sector/Field Office



Sector	USBP Encounters (Previous Day)						Time in Custody					
	Total	21-Day Average	UAC	AM (OFO only)	FMUA	SA	Total	% Capacity	Average TIC (HRS)	> 72 hours	72-120 hours	> 120 hours
BBT	195	119	9		3	182	31					
DRT	890	977	26		285	579	1,968					
ELC	183	175	5		21	157	421					
EPT	771	652	168		41	562	904					
LRT	206	292	7		10	189	106					
RGV	1,787	2,224	174		893	700	4,030					
SDC	436	506	16		29	391	536					
TCA	483	606	42		33	408	457					
YUM	322	433	18		219	89	1,493					
<b>USBP Total</b>	<b>5,254</b>	<b>5,988</b>	<b>465</b>		<b>1,534</b>	<b>3,253</b>	<b>9,934</b>					

**(b)(7)(E)**

Field Office	OFO Encounters (Previous Day)						Time in Custody					
	Total	21-Day Average	UAC	AM (OFO only)	FMUA	SA	Total	% Capacity	Average TIC (HRS)	> 72 hours	72-120 hours	> 120 hours
EL PASO	64	47	3	0	45	16	2					
LAREDO	232	138	4	1	144	83	14					
SAN DIEGO	170	157	15	0	71	84	294					
TUCSON	52	36	3	0	38	11	4					
<b>OFO Total</b>	<b>518</b>	<b>377</b>	<b>25</b>	<b>1</b>	<b>298</b>	<b>194</b>	<b>304</b>					
<b>CBP Total</b>	<b>5,772</b>	<b>6,365</b>	<b>490</b>	<b>1</b>	<b>1,832</b>	<b>3,447</b>	<b>10,238</b>					

**(b)(7)(E)**

Message

From: (b)(6), (b)(7)(C)

Sent: 7/21/2021 9:58:58 AM

To: (b)(6), (b)(7)(C)

(b)(6), (b)(7)(C) DistroList-CBP MCAT

Team (b)(7)(E)

(b)(7)(E) CBP HQ EOC

(b)(7)(E) CBPSTATS-Team

(b)(6), (b)(7)(C), (b)(7)(E)

(b)(6), (b)(7)(C) FALK, SCOTT K (OCC)

(b)(6), (b)(7)(C) (OCC)

(b)(6), (b)(7)(C) (OCC)

(b)(6), (b)(7)(C)

(OCC) (b)(6), (b)(7)(C)

(b)(6), (b)(7)(C) HIGHSMITH,

ANNMARIE (EAC OT) (b)(6), (b)(7)(C)

(b)(6), (b)(7)(C)

(b)(6), (b)(7)(C) (OCC) (b)(6), (b)(7)(C)

(b)(6), (b)(7)(C) (b)(6), (b)(7)(C)

(b)(6), (b)(7)(C) SEAR Reporting (b)(7)(E)

**(b)(6), (b)(7)(C), (b)(7)(E)**

CC: DHS JIAG (b)(6)

**(b)(6), (b)(7)(C)**

**(b)(6), (b)(7)(C)**

**Subject:** CBP MCAT Daily Report – Updated Version\_2021-07-21-05-57-01

**Attachments:** CBP MCAT Daily Report – Updated Version\_2021-07-21-05-57-01.pdf

Hello,

This report replaces the previous version of the report and has been updated w/T42 expulsions.

Please contact the CBP STAT Division with any questions. Below is the email address:

(b)(7)(E)

If you want the version of the MCAT morning report using the previous logic contact: (b)(7)(E)

(b)(7)(E)

# U.S. Customs and Border Protection Migration Crisis Action Team

**July 21, 2021**

WARNING: This document is designated UNCLASSIFIED//LAW ENFORCEMENT SENSITIVE (U//LES). It may contain information that is exempt from public release under the Freedom of Information Act (5 USC 552). This document is to be controlled, handled, transmitted, distributed, and disposed of in accordance with DHS policy relating to FOUO information, and is not to be released to the public or to personnel who do not have a valid need to know without prior approval from CBP.



**Homeland  
Security**



UNCLASSIFIED//~~FOR OFFICIAL USE ONLY~~//LAW ENFORCEMENT SENSITIVE

**U.S. Customs and Border Protection - Southwest Border**  
**Office of Field Operations / U.S. Border Patrol**  
**Migration Crisis Action Team**



Data is through: 7/20/2021

Preliminary Data and Subject to Change

Report Run Date: 7/21/2021 5:58:10 AM

Total	Demographic	Encounters (Previous Day)	Title 42	T8 Apprehensions/ Inadmissibles	21-Day Average (Encounters)	Currently in Custody	Average TIC (HRS)	CBP Processed Complete	UC Transfers/ TOT ERO (Previous Day)	All Other TOT's/ REPATS (Previous Day)	USBP NTA (OR) Released (Previous Day)
CBP Southwest Border	UC	759	0	759	571	1,540	35	561	518	18	0
	AM (OFO only)	7	7	0	5	12	53	0	0	23	NA
	FMUA	2,479	241	2,238	2,358	4,826	50	960	325	2	744
	Single Adults	3,710	2,783	927	3,587	4,440	106	1,475	461	375	386
	<b>Total Apps</b>	<b>6,955</b>	<b>3,031</b>	<b>3,924</b>	<b>6,521</b>	<b>10,818</b>	<b>69</b>	<b>2,996</b>	<b>1,304</b>	<b>418</b>	<b>1,130</b>

Total	Demographic	Encounters (Previous Day)	Title 42	T8 Apprehensions	21-Day Average (Encounters)	Currently in Custody	Average TIC (HRS)	USBP Processed Complete	UC Transfers/ TOT ERO (Previous Day)	All Other TOT's/ REPATS (Previous Day)	USBP NTA (OR) Released (Previous Day)
USBP Southwest Border	UC	750	0	750	563	1,523	35	561	514	0	0
	FMUA	2,215	241	1,974	2,136	4,675	50	954	207	0	744
	Single Adults	3,538	2,732	806	3,424	4,285	109	1,472	403	0	386
	<b>Total Apps</b>	<b>6,503</b>	<b>2,973</b>	<b>3,530</b>	<b>6,124</b>	<b>10,483</b>	<b>69</b>	<b>2,987</b>	<b>1,124</b>	<b>0</b>	<b>1,130</b>

Total	Demographic	Encounters (Previous Day)	Title 42	T8 Inadmissibles	21-Day Average (Encounters)	Currently in Custody	Average TIC (HRS)	OFO Processed Complete	TOT ERO (Previous Day)	All Other TOT's/ REPATS (Previous Day)	N/A
OFO Southwest Border	UAC	9	0	9	9	17	29	0	4	18	
	AM	7	7	0	5	12	53	0	0	23	
	FMUA	264	0	264	222	151	53	6	118	2	
	Single Adults	172	51	121	162	155	54	3	58	375	
	<b>Total Subjects</b>	<b>452</b>	<b>58</b>	<b>394</b>	<b>397</b>	<b>335</b>	<b>52</b>	<b>9</b>	<b>180</b>	<b>418</b>	

Preliminary Data and Subject to Change  
 UNCLASSIFIED//~~FOR OFFICIAL USE ONLY~~//LAW ENFORCEMENT SENSITIVE





U.S. Customs and Border Protection - Southwest Border  
Migration Crisis Action Team  
July 21, 2021



Preliminary Data and Subject to Change

Sector	Capacity	In Custody	% Capacity
BBT	(b)(7)(E)	122	(b)(7)(E)
DRT		1,842	
ELC		225	
EPT		1,458	
LRT		247	
RGV		3,980	
SDC		540	
TCA		400	
YUM		1,669	
Total		10,483	

Field Office	Capacity	In Custody	% Capacity
EL PASO	(b)(7)(E)	10	(b)(7)(E)
LAREDO		6	
SAN DIEGO		313	
TUCSON		6	
Total		335	

Port of Entry	Capacity	In Custody	% Capacity
DOUGLAS, AZ (2601)	(b)(7)(E)		
EL PASO, TX (2402)			
LAREDO, TX (2304)			
NOGALES, AZ (2604)			
OTAY MESA (2506)			
PRESIDIO, TX (2403)			
ROMA, TX (2310)			
SAN YSIDRO (2504)			
YSLETA (2401)			

Central Processing	Capacity	In Custody	% Capacity
TCA/TCC	(b)(7)(E)	145	(b)(7)(E)

\*RGV sector capacity and in-custody numbers include the CPC figures  
\*\*Tucson sector capacity and in-custody numbers include the TCC figures

Soft Sided Facility	Capacity	In Custody	% Capacity
DRT/SSF	(b)(7)(E)	538	(b)(7)(E)
RGV/DNT		2,262	
TCA/TSS		82	
YUM/YSS		1,177	

Modulars	Capacity	In Custody	% Capacity
EPT/MCPC	(b)(7)(E)	1,333	(b)(7)(E)


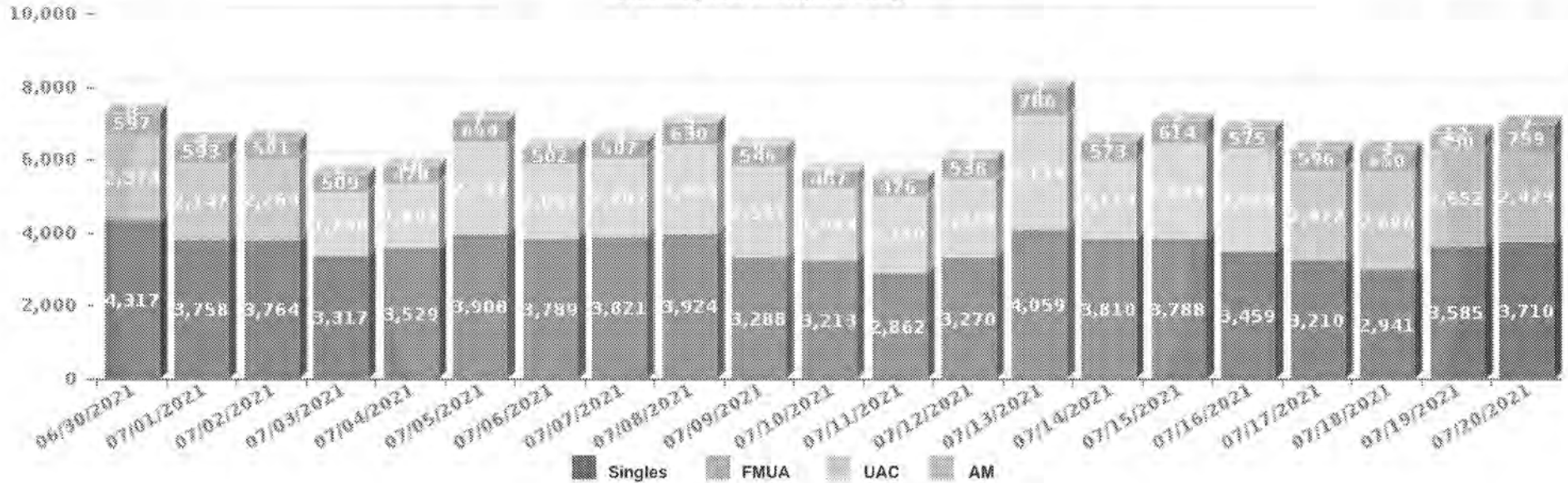
All Soft Sided/Modulars facilities are also reflected within their Sector capacity above.

Preliminary Data and Subject to Change



UNCLASSIFIED//FOR OFFICIAL USE ONLY//LAW ENFORCEMENT SENSITIVE

**U.S. Customs and Border Protection - Southwest Border**  
**Office of Field Operations / U.S. Border Patrol**  
**Migration Crisis Action Team**  
**Total CBP Southwest Border Encounters (UAC/AM/FMUA/Singles)**  
 Preliminary Data and Subject to Change



Preliminary Data and Subject to Change  
 UNCLASSIFIED//FOR OFFICIAL USE ONLY//LAW ENFORCEMENT SENSITIVE



U.S. Customs and Border Protection - Southwest Border  
 Office of Field Operations / U.S. Border Patrol  
 Migration Crisis Action Team  
 Time in Custody over 72 hours



	UAC			UAC			UAC		
	OFO			USBP			CBP		
	In Custody > 72 hrs	In Custody > 120 hrs	In Custody > 240 hrs	In Custody > 72 hrs	In Custody > 120 hrs	In Custody > 240 hrs	In Custody > 72 hrs	In Custody > 120 hrs	In Custody > 240 hrs
7/15/21	<b>(b)(7)(E)</b>								
7/16/21									
7/17/21									
7/18/21									
7/19/21									
7/20/21									
7/21/21									
Total									

	FMUA			FMUA			FMUA		
	OFO			USBP			CBP		
	In Custody > 72 hrs	In Custody > 120 hrs	In Custody > 240 hrs	In Custody > 72 hrs	In Custody > 120 hrs	In Custody > 240 hrs	In Custody > 72 hrs	In Custody > 120 hrs	In Custody > 240 hrs
7/15/21	<b>(b)(7)(E)</b>								
7/16/21									
7/17/21									
7/18/21									
7/19/21									
7/20/21									
7/21/21									
Total									

	SINGLE ADULTS			SINGLE ADULTS			SINGLE ADULTS		
	OFO			USBP			CBP		
	In Custody > 72 hrs	In Custody > 120 hrs	In Custody > 240 hrs	In Custody > 72 hrs	In Custody > 120 hrs	In Custody > 240 hrs	In Custody > 72 hrs	In Custody > 120 hrs	In Custody > 240 hrs
7/15/21	<b>(b)(7)(E)</b>								
7/16/21									
7/17/21									
7/18/21									
7/19/21									
7/20/21									
7/21/21									
Total									

	AM			AM		
	OFO			CBP		
	In Custody > 72 hrs	In Custody > 120 hrs	In Custody > 240 hrs	In Custody > 72 hrs	In Custody > 120 hrs	In Custody > 240 hrs
7/15/21	<b>(b)(7)(E)</b>					
7/16/21						
7/17/21						
7/18/21						
7/19/21						
7/20/21						
7/21/21						
Total						



U.S. Customs and Border Protection - Southwest Border  
Office of Field Operations / U.S. Border Patrol  
Migration Crisis Action Team  
Time in Custody by Sector/Field Office



Sector	USBP Encounters (Previous Day)						Time in Custody					
	Total	21-Day Average	UAC	AM (OFO only)	FMUA	SA	Total	% Capacity	Average TIC (HRS)	> 72 hours	72-120 hours	> 120 hours
BBT	183	124	5		4	173	122					
DRT	500	1,010	23		320	557	1,842					
ELC	182	177	7		10	165	225					
EPT	806	681	181		44	581	1,458					
LRT	215	273	19		8	191	247					
RGV	2,754	2,342	352		1,479	923	3,980					
SDC	478	510	32		86	360	540					
TCA	585	682	82		42	461	400					
YUM	400	446	51		222	127	1,659					
<b>USBP Total</b>	<b>6,503</b>	<b>6,124</b>	<b>750</b>		<b>2,215</b>	<b>3,538</b>	<b>10,483</b>					

**(b)(7)(E)**

Field Office	OFO Encounters (Previous Day)						Time in Custody					
	Total	21-Day Average	UAC	AM (OFO only)	FMUA	SA	Total	% Capacity	Average TIC (HRS)	> 72 hours	72-120 hours	> 120 hours
EL PASO	66	49	2	0	40	24	10					
LAREDO	215	152	3	7	130	78	6					
SAN DIEGO	123	160	4	0	53	66	313					
TUCSON	48	37	0	0	41	7	6					
<b>OFO Total</b>	<b>452</b>	<b>397</b>	<b>9</b>	<b>7</b>	<b>264</b>	<b>172</b>	<b>335</b>					
<b>CBP Total</b>	<b>6,955</b>	<b>6,521</b>	<b>759</b>	<b>7</b>	<b>2,479</b>	<b>3,710</b>	<b>10,818</b>					

**(b)(7)(E)**

Message

From: (b)(6), (b)(7)(C)

Sent: 7/16/2021 9:58:56 AM

To: (b)(6), (b)(7)(C)

(b)(6), (b)(7)(C) DistroList-CBP MCAT

Team (b)(7)(E) CBP HQ EOC

(b)(7)(E) CBPSTATS-Team

**(b)(6), (b)(7)(C), (b)(7)(E)**

(b)(6), (b)(7)(C) FALK, SCOTT K (OCC)

(b)(6), (b)(7)(C) (OCC)

(b)(6), (b)(7)(C) (OCC)

(b)(6), (b)(7)(C)

(OCC) (b)(6), (b)(7)(C)

(b)(6), (b)(7)(C) HIGHSMITH,

ANNMARIE (EAC OT) (b)(6), (b)(7)(C)

(b)(6), (b)(7)(C)

(b)(6), (b)(7)(C) (OCC) (b)(6), (b)(7)(C)

(b)(6), (b)(7)(C) (b)(6), (b)(7)(C)

(b)(6), (b)(7)(C) SEAR Reporting (b)(7)(E)

**(b)(6), (b)(7)(C), (b)(7)(E)**

CC: DHS.JIAG: (b)(6)

**(b)(6), (b)(7)(C)**

**(b)(6), (b)(7)(C)**

**Subject:** CBP MCAT Daily Report – Updated Version\_2021-07-16-05-57-02

**Attachments:** CBP MCAT Daily Report – Updated Version\_2021-07-16-05-57-02.pdf

Hello,

This report replaces the previous version of the report and has been updated w/T42 expulsions.

Please contact the CBP STAT Division with any questions. Below is the email address:

(b)(7)(E)

If you want the version of the MCAT morning report using the previous logic contact: (b)(7)(E)

(b)(7)(E)

# U.S. Customs and Border Protection Migration Crisis Action Team

**July 16, 2021**

~~WARNING: This document is designated UNCLASSIFIED//LAW ENFORCEMENT SENSITIVE (U//LES). It may contain information that is exempt from public release under the Freedom of Information Act (5USC552). This document is to be controlled, handled, transmitted, distributed, and disposed of in accordance with DHS policy relating to FOUO information, and is not to be released to the public or to personnel who do not have a valid need to know without prior approval from CBP.~~



**Homeland  
Security**



UNCLASSIFIED//~~FOR OFFICIAL USE ONLY~~//LAW ENFORCEMENT SENSITIVE

**U.S. Customs and Border Protection - Southwest Border**  
**Office of Field Operations / U.S. Border Patrol**  
**Migration Crisis Action Team**



Data is through: 7/15/2021

Preliminary Data and Subject to Change

Report Run Date: 7/16/2021 5:58:17 AM

Total	Demographic	Encounters (Previous Day)	Title 42	T8 Apprehensions/ Inadmissibles	21-Day Average (Encounters)	Currently in Custody	Average TIC (HRS)	CBP Processed Complete	UC Transfers/ TOT ERO (Previous Day)	All Other TOT's/ REPATS (Previous Day)	USBP NTA (OR) Released (Previous Day)
CBP Southwest Border	UC	618	0	618	556	1,224	32	667	533	23	0
	AM (OFO only)	2	2	0	5	6	26	0	0	20	NA
	FMUA	2,499	240	2,259	2,217	5,561	44	1,205	343	2	836
	Single Adults	3,407	2,498	909	3,618	4,341	109	2,223	698	333	84
	<b>Total Apps</b>	<b>6,526</b>	<b>2,740</b>	<b>3,786</b>	<b>6,396</b>	<b>11,132</b>	<b>66</b>	<b>4,095</b>	<b>1,574</b>	<b>378</b>	<b>920</b>

Total	Demographic	Encounters (Previous Day)	Title 42	T8 Apprehensions	21-Day Average (Encounters)	Currently in Custody	Average TIC (HRS)	USBP Processed Complete	UC Transfers/ TOT ERO (Previous Day)	All Other TOT's/ REPATS (Previous Day)	USBP NTA (OR) Released (Previous Day)
USBP Southwest Border	UC	600	0	600	548	1,214	32	864	532	0	0
	FMUA	2,193	240	1,953	2,004	5,359	43	1,205	267	0	836
	Single Adults	3,218	2,447	771	3,459	4,206	111	2,223	664	0	84
	<b>Total Apps</b>	<b>6,011</b>	<b>2,687</b>	<b>3,324</b>	<b>6,011</b>	<b>10,779</b>	<b>67</b>	<b>4,092</b>	<b>1,463</b>	<b>0</b>	<b>920</b>

Total	Demographic	Encounters (Previous Day)	Title 42	T8 Inadmissibles	21-Day Average (Encounters)	Currently in Custody	Average TIC (HRS)	OFO Processed Complete	TOT ERO (Previous Day)	All Other TOT's/ REPATS (Previous Day)	N/A
OFO Southwest Border	UAC	18	0	18	8	10	18	3	1	23	
	AM	2	2	0	5	6	26	0	0	20	
	FMUA	306	0	306	213	202	61	0	76	2	
	Single Adults	189	51	138	159	135	48	0	34	333	
	<b>Total Subjects</b>	<b>515</b>	<b>53</b>	<b>462</b>	<b>385</b>	<b>353</b>	<b>54</b>	<b>3</b>	<b>111</b>	<b>378</b>	

Preliminary Data and Subject to Change  
 UNCLASSIFIED//~~FOR OFFICIAL USE ONLY~~//LAW ENFORCEMENT SENSITIVE





U.S. Customs and Border Protection - Southwest Border  
Migration Crisis Action Team  
July 16, 2021



Preliminary Data and Subject to Change

Sector	Capacity	In Custody	% Capacity
BBT	(b)(7)(E)	42	(b)(7)(E)
DRT		1,898	
ELC		329	
EPT		873	
LRT		158	
RGV		4,935	
SDC		470	
TCA		515	
YUM		1,559	
Total		10,779	

Central Processing	Capacity	In Custody	% Capacity
TCA/TCC	(b)(7)(E)	103	(b)(7)(E)

\*RGV sector capacity and in-custody numbers include the CPC figures  
\*\*Tucson sector capacity and in-custody numbers include the TCC figures

Soft Sided Facility	Capacity	In Custody	% Capacity
DRT/SSF	(b)(7)(E)	675	(b)(7)(E)
RGV/DNT		2,266	
TCA/TSS		187	
YUM/YSS		961	

Modulars	Capacity	In Custody	% Capacity
EPT/MCPC	(b)(7)(E)	804	(b)(7)(E)

All Soft Sided/Modulars facilities are also reflected within their Sector capacity above.

Field Office	Capacity	In Custody	% Capacity
EL PASO	(b)(7)(E)	1	(b)(7)(E)
LAREDO		16	
SAN DIEGO		330	
TUCSON		6	
Total		353	


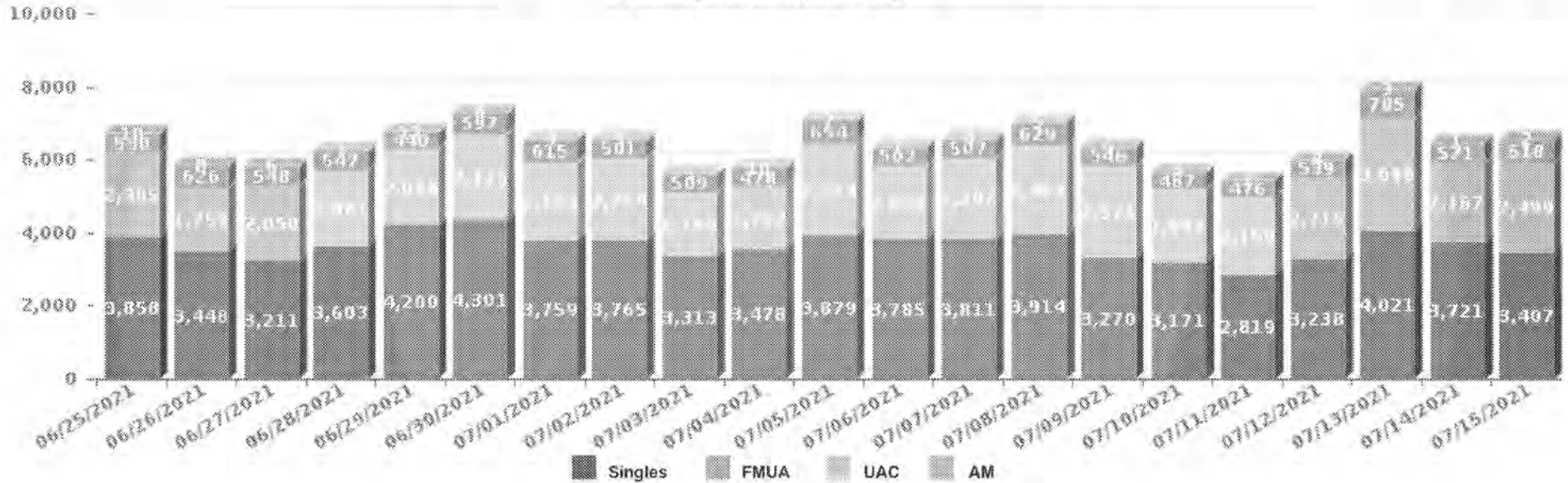
Port of Entry	Capacity	In Custody	% Capacity
BROWNSVILLE, TX (2301)	(b)(7)(E)		
CALEXICO, CA (2503/2507)			
EAGLE PASS, TX (2303)			
EL PASO, TX (2402)			
HIDALGO, TX (2305)			
LAREDO, TX (2304)			
NOGALES, AZ (2604)			
OTAY MESA (2506)			
ROMA, TX (2310)			
SAN YSIDRO (2504)			

Preliminary Data and Subject to Change



UNCLASSIFIED//~~FOR OFFICIAL USE ONLY~~//LAW ENFORCEMENT SENSITIVE

**U.S. Customs and Border Protection - Southwest Border**  
**Office of Field Operations / U.S. Border Patrol**  
**Migration Crisis Action Team**  
**Total CBP Southwest Border Encounters (UAC/AM/FMUA/Singles)**  
 Preliminary Data and Subject to Change



Preliminary Data and Subject to Change

UNCLASSIFIED//~~FOR OFFICIAL USE ONLY~~//LAW ENFORCEMENT SENSITIVE



U.S. Customs and Border Protection - Southwest Border  
 Office of Field Operations / U.S. Border Patrol  
 Migration Crisis Action Team  
 Time in Custody over 72 hours



	UAC			UAC			UAC		
	OFO			USBP			CBP		
	In Custody > 72 hrs	In Custody > 120 hrs	In Custody > 240 hrs	In Custody > 72 hrs	In Custody > 120 hrs	In Custody > 240 hrs	In Custody > 72 hrs	In Custody > 120 hrs	In Custody > 240 hrs
7/10/21	<b>(b)(7)(E)</b>								
7/11/21									
7/12/21									
7/13/21									
7/14/21									
7/15/21									
7/16/21									
Total									

	FMUA			FMUA			FMUA		
	OFO			USBP			CBP		
	In Custody > 72 hrs	In Custody > 120 hrs	In Custody > 240 hrs	In Custody > 72 hrs	In Custody > 120 hrs	In Custody > 240 hrs	In Custody > 72 hrs	In Custody > 120 hrs	In Custody > 240 hrs
7/10/21	<b>(b)(7)(E)</b>								
7/11/21									
7/12/21									
7/13/21									
7/14/21									
7/15/21									
7/16/21									
Total									

	SINGLE ADULTS			SINGLE ADULTS			SINGLE ADULTS		
	OFO			USBP			CBP		
	In Custody > 72 hrs	In Custody > 120 hrs	In Custody > 240 hrs	In Custody > 72 hrs	In Custody > 120 hrs	In Custody > 240 hrs	In Custody > 72 hrs	In Custody > 120 hrs	In Custody > 240 hrs
7/10/21	<b>(b)(7)(E)</b>								
7/11/21									
7/12/21									
7/13/21									
7/14/21									
7/15/21									
7/16/21									
Total									

	AM			AM		
	OFO			CBP		
	In Custody > 72 hrs	In Custody > 120 hrs	In Custody > 240 hrs	In Custody > 72 hrs	In Custody > 120 hrs	In Custody > 240 hrs
7/10/21	<b>(b)(7)(E)</b>					
7/11/21						
7/12/21						
7/13/21						
7/14/21						
7/15/21						
7/16/21						
Total						



U.S. Customs and Border Protection - Southwest Border  
Office of Field Operations / U.S. Border Patrol  
Migration Crisis Action Team  
Time in Custody by Sector/Field Office



Sector	USBP Encounters (Previous Day)						Time in Custody					
	Total	21-Day Average	UAC	AM (OFO only)	FMUA	SA	Total	% Capacity	Average TIC (HRS)	> 72 hours	72-120 hours	> 120 hours
BBT	161	120	5		5	151	42					
DRT	935	980	36		304	596	1,890					
ELC	179	179	5		10	155	329					
EPT	752	657	125		31	596	873					
LRT	242	298	8		20	214	158					
RGV	2,281	2,250	314		1,367	600	4,936					
SDC	479	509	17		83	370	470					
TCA	547	695	68		73	408	515					
YUM	453	433	22		300	131	1,559					
<b>USBP Total</b>	<b>6,011</b>	<b>6,011</b>	<b>600</b>		<b>2,193</b>	<b>3,218</b>	<b>10,779</b>					

**(b)(7)(E)**

Field Office	OFO Encounters (Previous Day)						Time in Custody					
	Total	21-Day Average	UAC	AM (OFO only)	FMUA	SA	Total	% Capacity	Average TIC (HRS)	> 72 hours	72-120 hours	> 120 hours
EL PASO	68	46	1	0	46	21	1					
LAREDO	205	141	2	2	135	66	16					
SAN DIEGO	189	150	11	0	88	90	330					
TUCSON	53	36	4	0	37	12	6					
<b>OFO Total</b>	<b>515</b>	<b>385</b>	<b>18</b>	<b>2</b>	<b>306</b>	<b>189</b>	<b>353</b>					
<b>CBP Total</b>	<b>6,526</b>	<b>6,396</b>	<b>618</b>	<b>2</b>	<b>2,499</b>	<b>3,407</b>	<b>11,132</b>					

**(b)(7)(E)**

Message

From: (b)(6), (b)(7)(C)

Sent: 7/22/2021 9:59:10 AM

To: (b)(6), (b)(7)(C)

(b)(6), (b)(7)(C) DistroList-CBP MCAT

Team (b)(7)(E)

(b)(7)(E) CBP HQ EOC

(b)(7)(E) CBPSTATS-Team

(b)(6), (b)(7)(C), (b)(7)(E)

(b)(6), (b)(7)(C) FALK, SCOTT K (OCC)

(b)(6), (b)(7)(C) (OCC)

(b)(6), (b)(7)(C) (OCC)

(b)(6), (b)(7)(C)

(OCC) (b)(6), (b)(7)(C)

(b)(6), (b)(7)(C)

ANNMARIE (EAC OT) (b)(6), (b)(7)(C)

(b)(6), (b)(7)(C)

(b)(6), (b)(7)(C) (OCC) (b)(6), (b)(7)(C)

(b)(6), (b)(7)(C) (b)(6), (b)(7)(C)

(b)(6), (b)(7)(C) SEAR Reporting (b)(7)(E)

**(b)(6), (b)(7)(C), (b)(7)(E)**

CC: DHS.JIAG (b)(6)

**(b)(6), (b)(7)(C)**

**(b)(6), (b)(7)(C)**

**Subject:** CBP MCAT Daily Report – Updated Version\_2021-07-22-05-57-05  
**Attachments:** CBP MCAT Daily Report – Updated Version\_2021-07-22-05-57-05.pdf

Hello,

This report replaces the previous version of the report and has been updated w/T42 expulsions.

Please contact the CBP STAT Division with any questions. Below is the email address:

(b)(7)(E)

If you want the version of the MCAT morning report using the previous logic contact: (b)(7)(E)

(b)(7)(E)

# U.S. Customs and Border Protection Migration Crisis Action Team

**July 22, 2021**

~~WARNING: This document is designated UNCLASSIFIED//LAW ENFORCEMENT SENSITIVE (U//LES). It may contain information that is exempt from public release under the Freedom of Information Act (5USC552). This document is to be controlled, handled, transmitted, distributed, and disposed of in accordance with DHS policy relating to FOUO information, and is not to be released to the public or to personnel who do not have a valid need to know without prior approval from CBP.~~



**Homeland  
Security**



UNCLASSIFIED//~~FOR OFFICIAL USE ONLY~~//LAW ENFORCEMENT SENSITIVE

**U.S. Customs and Border Protection - Southwest Border**  
**Office of Field Operations / U.S. Border Patrol**  
**Migration Crisis Action Team**



Data is through: 7/21/2021

Preliminary Data and Subject to Change

Report Run Date: 7/22/2021 5:58:36 AM

Total	Demographic	Encounters (Previous Day)	Title 42	T8 Apprehensions/ Inadmissibles	21-Day Average (Encounters)	Currently in Custody	Average TIC (HRS)	CBP Processed Complete	UC Transfers/ TOT ERO (Previous Day)	All Other TOT's/ REPATS (Previous Day)	USBP NTA (OR) Released (Previous Day)
CBP Southwest Border	UC	738	0	738	579	1,680	37	718	439	30	0
	AM (OFO only)	17	12	5	5	15	50	0	0	31	NA
	FMUA	2,573	152	2,421	2,375	4,990	49	718	258	2	892
	Single Adults	3,681	2,653	1,028	3,570	3,908	95	1,157	470	405	287
	<b>Total Apps</b>	<b>7,009</b>	<b>2,817</b>	<b>4,192</b>	<b>6,530</b>	<b>10,593</b>	<b>63</b>	<b>2,593</b>	<b>1,167</b>	<b>468</b>	<b>1,179</b>

Total	Demographic	Encounters (Previous Day)	Title 42	T8 Apprehensions	21-Day Average (Encounters)	Currently in Custody	Average TIC (HRS)	USBP Processed Complete	UC Transfers/ TOT ERO (Previous Day)	All Other TOT's/ REPATS (Previous Day)	USBP NTA (OR) Released (Previous Day)
USBP Southwest Border	UC	725	0	725	571	1,670	37	718	432	0	0
	FMUA	2,297	152	2,145	2,151	4,865	48	715	168	0	892
	Single Adults	3,501	2,607	894	3,408	3,765	96	1,157	414	0	287
	<b>Total Apps</b>	<b>6,523</b>	<b>2,759</b>	<b>3,764</b>	<b>6,129</b>	<b>10,300</b>	<b>63</b>	<b>2,590</b>	<b>1,014</b>	<b>0</b>	<b>1,179</b>

Total	Demographic	Encounters (Previous Day)	Title 42	T8 Inadmissibles	21-Day Average (Encounters)	Currently in Custody	Average TIC (HRS)	OFO Processed Complete	TOT ERO (Previous Day)	All Other TOT's/ REPATS (Previous Day)	N/A
OFO Southwest Border	UAC	13	0	13	8	10	46	0	7	30	
	AM	17	12	5	5	15	50	0	0	31	
	FMUA	276	0	276	224	125	51	3	90	2	
	Single Adults	180	46	134	163	143	55	0	56	405	
	<b>Total Subjects</b>	<b>486</b>	<b>58</b>	<b>428</b>	<b>400</b>	<b>293</b>	<b>53</b>	<b>3</b>	<b>153</b>	<b>468</b>	

Preliminary Data and Subject to Change  
 UNCLASSIFIED//~~FOR OFFICIAL USE ONLY~~//LAW ENFORCEMENT SENSITIVE





U.S. Customs and Border Protection - Southwest Border  
Migration Crisis Action Team  
July 22, 2021



Preliminary Data and Subject to Change

Sector	Capacity	In Custody	% Capacity
BBT	(b)(7)(E)	68	(b)(7)(E)
DRT		1,766	
ELC		261	
EPT		1,442	
LRT		83	
RGV		4,215	
SDC		386	
TCA		448	
YUM		1,631	
Total		10,300	

Field Office	Capacity	In Custody	% Capacity
EL PASO	(b)(7)(E)	12	(b)(7)(E)
LAREDO		2	
SAN DIEGO		278	
TUCSON		1	
Total		293	

Port of Entry	Capacity	In Custody	% Capacity
BROWNSVILLE, TX (2301)	(b)(7)(E)		
CALEXICO, CA (2503/2507)			
EL PASO, TX (2402)			
LAREDO, TX (2304)			
NOGALES, AZ (2604)			
OTAY MESA (2506)			
SAN YSIDRO (2504)			
YSLETA (2401)			

Central Processing	Capacity	In Custody	% Capacity
TCA/TCC	(b)(7)(E)	72	(b)(7)(E)

\*RGV sector capacity and in-custody numbers include the CPC figures  
\*\*Tucson sector capacity and in-custody numbers include the TCC figures

Soft Sided Facility	Capacity	In Custody	% Capacity
DRT/SSF	(b)(7)(E)	706	(b)(7)(E)
RGV/DNT		2,607	
TCA/TSS		263	
YUM/YSS		1,250	

Modulars	Capacity	In Custody	% Capacity
EPT/MCPC	(b)(7)(E)	1,338	(b)(7)(E)


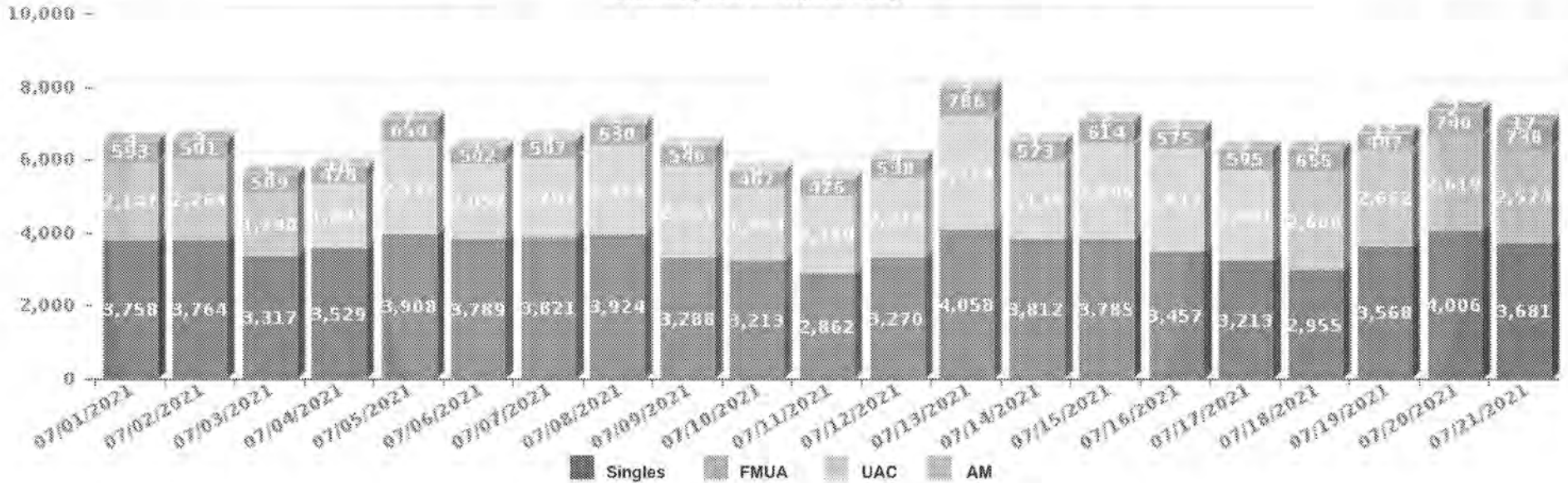
All Soft Sided/Modulars facilities are also reflected within their Sector capacity above.

Preliminary Data and Subject to Change



UNCLASSIFIED//FOR OFFICIAL USE ONLY//LAW ENFORCEMENT SENSITIVE

**U.S. Customs and Border Protection - Southwest Border**  
**Office of Field Operations / U.S. Border Patrol**  
**Migration Crisis Action Team**  
**Total CBP Southwest Border Encounters (UAC/AM/FMUA/Singles)**  
 Preliminary Data and Subject to Change



Preliminary Data and Subject to Change  
 UNCLASSIFIED//FOR OFFICIAL USE ONLY//LAW ENFORCEMENT SENSITIVE



U.S. Customs and Border Protection - Southwest Border  
 Office of Field Operations / U.S. Border Patrol  
 Migration Crisis Action Team  
 Time in Custody over 72 hours



	UAC			UAC			UAC		
	OFO			USBP			CBP		
	In Custody > 72 hrs	In Custody > 120 hrs	In Custody > 240 hrs	In Custody > 72 hrs	In Custody > 120 hrs	In Custody > 240 hrs	In Custody > 72 hrs	In Custody > 120 hrs	In Custody > 240 hrs
7/16/21	<b>(b)(7)(E)</b>								
7/17/21									
7/18/21									
7/19/21									
7/20/21									
7/21/21									
7/22/21									
Total									

	FMUA			FMUA			FMUA		
	OFO			USBP			CBP		
	In Custody > 72 hrs	In Custody > 120 hrs	In Custody > 240 hrs	In Custody > 72 hrs	In Custody > 120 hrs	In Custody > 240 hrs	In Custody > 72 hrs	In Custody > 120 hrs	In Custody > 240 hrs
7/16/21	<b>(b)(7)(E)</b>								
7/17/21									
7/18/21									
7/19/21									
7/20/21									
7/21/21									
7/22/21									
Total									

	SINGLE ADULTS			SINGLE ADULTS			SINGLE ADULTS		
	OFO			USBP			CBP		
	In Custody > 72 hrs	In Custody > 120 hrs	In Custody > 240 hrs	In Custody > 72 hrs	In Custody > 120 hrs	In Custody > 240 hrs	In Custody > 72 hrs	In Custody > 120 hrs	In Custody > 240 hrs
7/16/21	<b>(b)(7)(E)</b>								
7/17/21									
7/18/21									
7/19/21									
7/20/21									
7/21/21									
7/22/21									
Total									

	AM			AM		
	OFO			CBP		
	In Custody > 72 hrs	In Custody > 120 hrs	In Custody > 240 hrs	In Custody > 72 hrs	In Custody > 120 hrs	In Custody > 240 hrs
7/16/21	<b>(b)(7)(E)</b>					
7/17/21						
7/18/21						
7/19/21						
7/20/21						
7/21/21						
7/22/21						
Total						



U.S. Customs and Border Protection - Southwest Border  
 Office of Field Operations / U.S. Border Patrol  
 Migration Crisis Action Team  
 Time in Custody by Sector/Field Office



Sector	USBP Encounters (Previous Day)						Time in Custody					
	Total	21-Day Average	UAC	AM (OFO only)	FMUA	SA	Total	% Capacity	Average TIC (HRS)	> 72 hours	72-120 hours	> 120 hours
BBT	147	124	8		0	139	68					
DRT	1,127	1,020	30		447	650	1,786					
ELC	157	173	3		6	148	261					
EPT	682	684	68		29	585	1,442					
LRT	283	263	14		19	250	83					
RGV	2,490	2,341	359		1,382	749	4,215					
SDC	439	507	14		91	334	386					
TCA	741	889	187		64	490	448					
YUM	457	448	42		268	156	1,631					
<b>USBP Total</b>	<b>6,523</b>	<b>6,129</b>	<b>725</b>		<b>2,297</b>	<b>3,501</b>	<b>10,300</b>					

**(b)(7)(E)**

Field Office	OFO Encounters (Previous Day)						Time in Custody					
	Total	21-Day Average	UAC	AM (OFO only)	FMUA	SA	Total	% Capacity	Average TIC (HRS)	> 72 hours	72-120 hours	> 120 hours
EL PASO	80	49	2	3	44	31	12					
LAREDO	206	154	1	1	136	68	2					
SAN DIEGO	136	160	5	6	55	69	278					
TUCSON	64	38	4	7	41	12	1					
<b>OFO Total</b>	<b>486</b>	<b>400</b>	<b>13</b>	<b>17</b>	<b>276</b>	<b>180</b>	<b>293</b>					
<b>CBP Total</b>	<b>7,009</b>	<b>6,530</b>	<b>738</b>	<b>17</b>	<b>2,573</b>	<b>3,681</b>	<b>10,593</b>					

**(b)(7)(E)**

Message

From: (b)(6), (b)(7)(C)

Sent: 7/17/2021 9:59:27 AM

To: (b)(6), (b)(7)(C)

(b)(6), (b)(7)(C) DistroList-CBP MCAT

Team (b)(7)(E) CBP HQ EOC

(b)(7)(E) CBPSTATS-Team

(b)(6), (b)(7)(C), (b)(7)(E)

(b)(6), (b)(7)(C) FALK, SCOTT K (OCC)

(b)(6), (b)(7)(C) (OCC)

(b)(6), (b)(7)(C) (OCC)

(b)(6), (b)(7)(C)

(OCC) (b)(6), (b)(7)(C)

(b)(6), (b)(7)(C) HIGHSMITH,

ANNMARIE (EAC OT) (b)(6), (b)(7)(C)

(b)(6), (b)(7)(C)

(b)(6), (b)(7)(C) (OCC) (b)(6), (b)(7)(C)

(b)(6), (b)(7)(C) (b)(6), (b)(7)(C)

(b)(6), (b)(7)(C) SEAR Reporting (b)(7)(E)

(b)(6), (b)(7)(C), (b)(7)(E)

CC: DHS.JIAG (b)(6)

(b)(6), (b)(7)(C)

**(b)(6), (b)(7)(C)**

**Subject:** CBP MCAT Daily Report – Updated Version\_2021-07-17-05-57-03  
**Attachments:** CBP MCAT Daily Report – Updated Version\_2021-07-17-05-57-03.pdf

Hello,

This report replaces the previous version of the report and has been updated w/T42 expulsions.

Please contact the CBP STAT Division with any questions. Below is the email address:

(b)(7)(E)

If you want the version of the MCAT morning report using the previous logic contact: (b)(7)(E)

(b)(7)(E)

# U.S. Customs and Border Protection Migration Crisis Action Team

**July 17, 2021**

~~WARNING: This document is designated UNCLASSIFIED//LAW ENFORCEMENT SENSITIVE (U//LES). It may contain information that is exempt from public release under the Freedom of Information Act (5USC552). This document is to be controlled, handled, transmitted, distributed, and disposed of in accordance with DHS policy relating to FOUO information, and is not to be released to the public or to personnel who do not have a valid need to know without prior approval from CBP.~~



**Homeland  
Security**



UNCLASSIFIED//~~FOR OFFICIAL USE ONLY~~//LAW ENFORCEMENT SENSITIVE

**U.S. Customs and Border Protection - Southwest Border**  
**Office of Field Operations / U.S. Border Patrol**  
**Migration Crisis Action Team**



Data is through: 7/16/2021

Preliminary Data and Subject to Change

Report Run Date: 7/17/2021 5:58:45 AM

Total	Demographic	Encounters (Previous Day)	Title 42	T8 Apprehensions/ Inadmissibles	21-Day Average (Encounters)	Currently in Custody	Average TIC (HRS)	CBP Processed Complete	UC Transfers/ TOT ERO (Previous Day)	All Other TOT's/ REPATS (Previous Day)	USBP NTA (OR) Released (Previous Day)
CBP Southwest Border	UC	537	0	537	559	1,189	32	555	484	27	0
	AM (OFO only)	3	3	0	5	13	27	0	0	28	NA
	FMUA	2,514	167	2,347	2,229	6,006	48	1,299	258	3	927
	Single Adults	3,229	2,365	864	3,614	4,188	116	2,222	548	410	67
	<b>Total Apps</b>	<b>6,283</b>	<b>2,535</b>	<b>3,748</b>	<b>6,407</b>	<b>11,396</b>	<b>70</b>	<b>4,076</b>	<b>1,290</b>	<b>468</b>	<b>994</b>

Total	Demographic	Encounters (Previous Day)	Title 42	T8 Apprehensions	21-Day Average (Encounters)	Currently in Custody	Average TIC (HRS)	USBP Processed Complete	UC Transfers/ TOT ERO (Previous Day)	All Other TOT's/ REPATS (Previous Day)	USBP NTA (OR) Released (Previous Day)
USBP Southwest Border	UC	522	0	522	551	1,176	32	552	478	0	0
	FMUA	2,227	167	2,060	2,013	5,775	47	1,295	205	0	927
	Single Adults	3,058	2,312	746	3,455	4,046	119	2,211	502	0	67
	<b>Total Apps</b>	<b>5,807</b>	<b>2,479</b>	<b>3,328</b>	<b>6,019</b>	<b>10,997</b>	<b>71</b>	<b>4,058</b>	<b>1,185</b>	<b>0</b>	<b>994</b>

Total	Demographic	Encounters (Previous Day)	Title 42	T8 Inadmissibles	21-Day Average (Encounters)	Currently in Custody	Average TIC (HRS)	OFO Processed Complete	TOT ERO (Previous Day)	All Other TOT's/ REPATS (Previous Day)	N/A
OFO Southwest Border	UAC	15	0	15	8	13	20	3	6	27	
	AM	3	3	0	5	13	27	0	0	28	
	FMUA	287	0	287	215	231	71	4	53	3	
	Single Adults	171	53	118	159	142	51	11	46	410	
	<b>Total Subjects</b>	<b>476</b>	<b>56</b>	<b>420</b>	<b>387</b>	<b>399</b>	<b>61</b>	<b>18</b>	<b>105</b>	<b>468</b>	

Preliminary Data and Subject to Change  
 UNCLASSIFIED//~~FOR OFFICIAL USE ONLY~~//LAW ENFORCEMENT SENSITIVE





U.S. Customs and Border Protection - Southwest Border  
Migration Crisis Action Team  
July 17, 2021



Preliminary Data and Subject to Change

Sector	Capacity	In Custody	% Capacity
BBT	(b)(7)(E)	23	(b)(7)(E)
DRT		2,199	
ELC		247	
EPT		1,048	
LRT		118	
RGV		4,917	
SDC		565	
TCA		360	
YUM		1,530	
Total		10,997	

Central Processing	Capacity	In Custody	% Capacity
TCA/TCC	(b)(7)(E)	111	(b)(7)(E)

\*RGV sector capacity and in-custody numbers include the CPC figures  
\*\*Tucson sector capacity and in-custody numbers include the TCC figures

Soft Sided Facility	Capacity	In Custody	% Capacity
DRT/SSF	(b)(7)(E)	817	(b)(7)(E)
RGV/DNT		2,578	
TCA/TSS		106	
YUM/YSS		969	

Modulars	Capacity	In Custody	% Capacity
EPT/MCPC	(b)(7)(E)	969	(b)(7)(E)

All Soft Sided/Modulars facilities are also reflected within their Sector capacity above.

Field Office	Capacity	In Custody	% Capacity
EL PASO	(b)(7)(E)	8	(b)(7)(E)
LAREDO		14	
SAN DIEGO		377	
TUCSON		0	
Total		399	

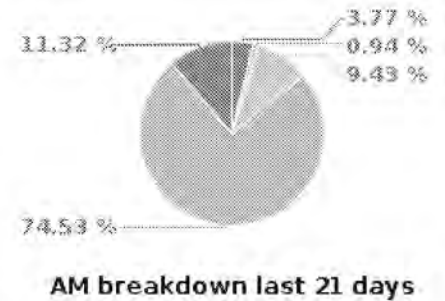
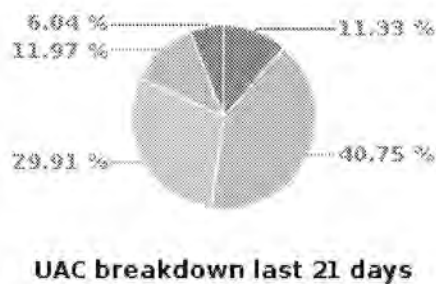
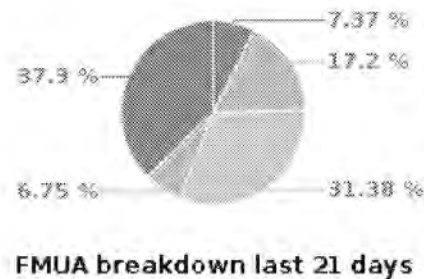
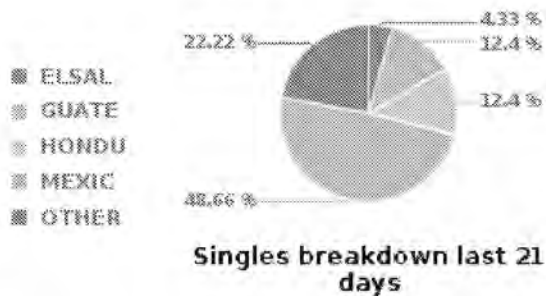
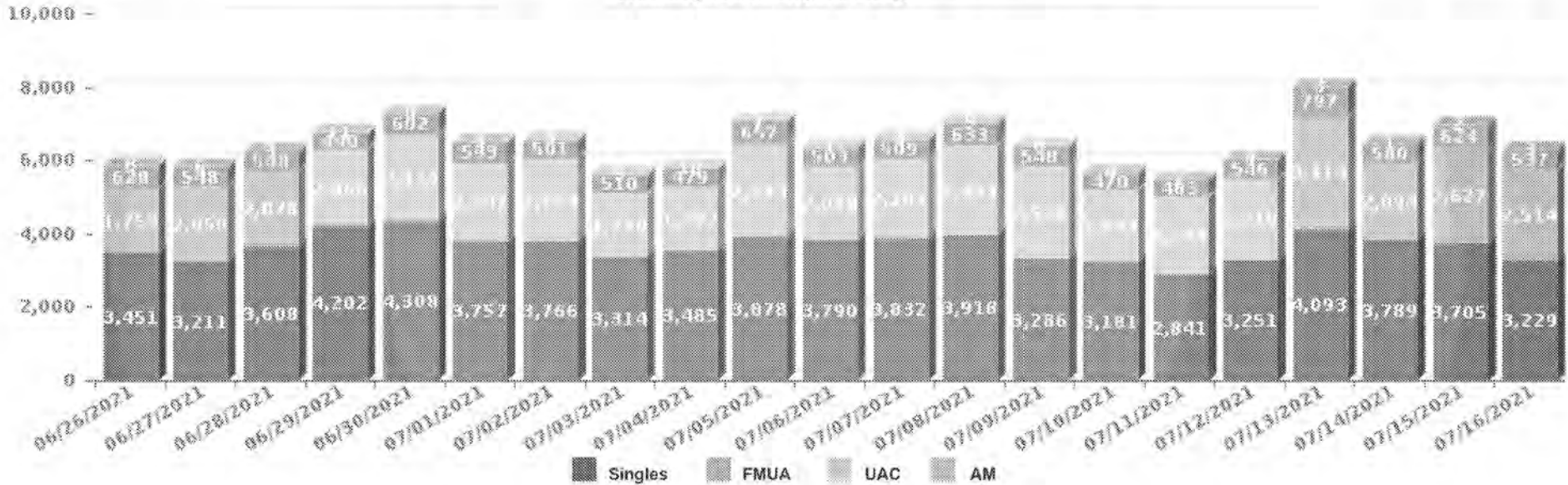
Port of Entry	Capacity	In Custody	% Capacity
BROWNSVILLE, TX (2301)	(b)(7)(E)		
CALEXICO, CA (2503/2507)			
COLUMBUS, NM (2406)			
EAGLE PASS, TX (2303)			
EL PASO, TX (2402)			
HIDALGO, TX (2305)			
LAREDO, TX (2304)			
OTAY MESA (2506)			
SAN YSIDRO (2504)			
YSLETA (2401)			

Preliminary Data and Subject to Change



UNCLASSIFIED//FOR OFFICIAL USE ONLY//LAW ENFORCEMENT SENSITIVE

**U.S. Customs and Border Protection - Southwest Border**  
**Office of Field Operations / U.S. Border Patrol**  
**Migration Crisis Action Team**  
**Total CBP Southwest Border Encounters (UAC/AM/FMUA/Singles)**  
 Preliminary Data and Subject to Change



Preliminary Data and Subject to Change  
 UNCLASSIFIED//FOR OFFICIAL USE ONLY//LAW ENFORCEMENT SENSITIVE



U.S. Customs and Border Protection - Southwest Border  
 Office of Field Operations / U.S. Border Patrol  
 Migration Crisis Action Team  
 Time in Custody over 72 hours



	UAC			UAC			UAC		
	OFO			USBP			CBP		
	In Custody > 72 hrs	In Custody > 120 hrs	In Custody > 240 hrs	In Custody > 72 hrs	In Custody > 120 hrs	In Custody > 240 hrs	In Custody > 72 hrs	In Custody > 120 hrs	In Custody > 240 hrs
7/11/21	<b>(b)(7)(E)</b>								
7/12/21									
7/13/21									
7/14/21									
7/15/21									
7/16/21									
7/17/21									
Total									

	FMUA			FMUA			FMUA		
	OFO			USBP			CBP		
	In Custody > 72 hrs	In Custody > 120 hrs	In Custody > 240 hrs	In Custody > 72 hrs	In Custody > 120 hrs	In Custody > 240 hrs	In Custody > 72 hrs	In Custody > 120 hrs	In Custody > 240 hrs
7/11/21	<b>(b)(7)(E)</b>								
7/12/21									
7/13/21									
7/14/21									
7/15/21									
7/16/21									
7/17/21									
Total									

	SINGLE ADULTS			SINGLE ADULTS			SINGLE ADULTS		
	OFO			USBP			CBP		
	In Custody > 72 hrs	In Custody > 120 hrs	In Custody > 240 hrs	In Custody > 72 hrs	In Custody > 120 hrs	In Custody > 240 hrs	In Custody > 72 hrs	In Custody > 120 hrs	In Custody > 240 hrs
7/11/21	<b>(b)(7)(E)</b>								
7/12/21									
7/13/21									
7/14/21									
7/15/21									
7/16/21									
7/17/21									
Total									

	AM			AM		
	OFO			CBP		
	In Custody > 72 hrs	In Custody > 120 hrs	In Custody > 240 hrs	In Custody > 72 hrs	In Custody > 120 hrs	In Custody > 240 hrs
7/11/21	<b>(b)(7)(E)</b>					
7/12/21						
7/13/21						
7/14/21						
7/15/21						
7/16/21						
7/17/21						
Total						



U.S. Customs and Border Protection - Southwest Border  
Office of Field Operations / U.S. Border Patrol  
Migration Crisis Action Team  
Time in Custody by Sector/Field Office



Sector	USBP Encounters (Previous Day)						Time in Custody					
	Total	21-Day Average	UAC	AM (OFO only)	FMUA	SA	Total	% Capacity	Average TIC (HRS)	> 72 hours	72-120 hours	> 120 hours
BBT	52	115	2		0	50	23					
DRT	563	981	21		371	571	2,199					
ELC	154	179	4		2	148	247					
EPT	635	656	101		38	546	1,048					
LRT	209	285	7		7	195	116					
RGV	2,333	2,256	339		1,400	994	4,917					
SDC	515	513	23		172	320	565					
TCA	552	600	20		38	494	350					
YUM	344	433	5		199	140	1,530					
<b>USBP Total</b>	<b>5,807</b>	<b>6,019</b>	<b>522</b>		<b>2,227</b>	<b>3,058</b>	<b>10,997</b>					

**(b)(7)(E)**

Field Office	OFO Encounters (Previous Day)						Time in Custody					
	Total	21-Day Average	UAC	AM (OFO only)	FMUA	SA	Total	% Capacity	Average TIC (HRS)	> 72 hours	72-120 hours	> 120 hours
EL PASO	77	48	3	0	46	28	8					
LAREDO	196	144	3	1	134	68	54					
SAN DIEGO	158	159	9	2	71	76	377					
TUCSON	45	36	0	0	35	9	0					
<b>OFO Total</b>	<b>476</b>	<b>387</b>	<b>15</b>	<b>3</b>	<b>287</b>	<b>171</b>	<b>399</b>					
<b>CBP Total</b>	<b>6,283</b>	<b>6,407</b>	<b>537</b>	<b>3</b>	<b>2,514</b>	<b>3,229</b>	<b>11,396</b>					

**(b)(7)(E)**

Message

**From:** (b)(6), (b)(7)(C)

**Sent:** 7/18/2021 9:58:50 AM

**To:** (b)(6), (b)(7)(C)

(b)(6), (b)(7)(C) DistroList-CBP MCAT

Team (b)(7)(E) CBP HQ EOC

(b)(7)(E) CBPSTATS-Team

(b)(6), (b)(7)(C), (b)(7)(E)

(b)(6), (b)(7)(C) FALK, SCOTT K (OCC)

(b)(6), (b)(7)(C) (OCC)

(b)(6), (b)(7)(C) (OCC)

(b)(6), (b)(7)(C)

(OCC) (b)(6), (b)(7)(C)

(b)(6), (b)(7)(C) HIGHSMITH,

ANNMARIE (EAC OT) (b)(6), (b)(7)(C)

(b)(6), (b)(7)(C)

(b)(6), (b)(7)(C) (OCC) (b)(6), (b)(7)(C)

(b)(6), (b)(7)(C) SEAR Reporting (b)(7)(E)

**(b)(6), (b)(7)(C), (b)(7)(E)**

**CC:** DHS.JIAG (b)(6)

**(b)(6), (b)(7)(C)**

**(b)(6), (b)(7)(C)**

**Subject:** CBP MCAT Daily Report – Updated Version\_2021-07-18-05-57-04

**Attachments:** CBP MCAT Daily Report – Updated Version\_2021-07-18-05-57-04.pdf

Hello,

This report replaces the previous version of the report and has been updated w/T42 expulsions.

Please contact the CBP STAT Division with any questions. Below is the email address:

(b)(7)(E)

If you want the version of the MCAT morning report using the previous logic contact: (b)(7)(E)

(b)(7)(E)

# U.S. Customs and Border Protection Migration Crisis Action Team

**July 18, 2021**

~~WARNING: This document is designated UNCLASSIFIED//LAW ENFORCEMENT SENSITIVE (U//LES). It may contain information that is exempt from public release under the Freedom of Information Act (5USC552). This document is to be controlled, handled, transmitted, distributed, and disposed of in accordance with DHS policy relating to FOUO information, and is not to be released to the public or to personnel who do not have a valid need to know without prior approval from CBP.~~



**Homeland  
Security**



UNCLASSIFIED//~~FOR OFFICIAL USE ONLY~~//LAW ENFORCEMENT SENSITIVE

**U.S. Customs and Border Protection - Southwest Border**  
**Office of Field Operations / U.S. Border Patrol**  
**Migration Crisis Action Team**



Data is through: 7/17/2021

Preliminary Data and Subject to Change

Report Run Date: 7/18/2021 5:58:03 AM

Total	Demographic	Encounters (Previous Day)	Title 42	T8 Apprehensions/ Inadmissibles	21-Day Average (Encounters)	Currently in Custody	Average TIC (HRS)	CBP Processed Complete	UC Transfers/ TOT ERO (Previous Day)	All Other TOT's/ REPATS (Previous Day)	USBP NTA (OR) Released (Previous Day)
CBP Southwest Border	UC	554	4	554	551	1,294	33	495	551	29	0
	AM (OFO only)	2	2	0	5	10	55	0	0	18	NA
	FMUA	2,221	195	2,026	2,261	6,523	55	2,080	216	0	621
	Single Adults	2,850	1,951	899	3,588	4,104	113	1,804	684	265	75
	<b>Total Apps</b>	<b>5,631</b>	<b>2,152</b>	<b>3,479</b>	<b>6,405</b>	<b>11,931</b>	<b>72</b>	<b>4,379</b>	<b>1,451</b>	<b>312</b>	<b>696</b>

Total	Demographic	Encounters (Previous Day)	Title 42	T8 Apprehensions	21-Day Average (Encounters)	Currently in Custody	Average TIC (HRS)	USBP Processed Complete	UC Transfers/ TOT ERO (Previous Day)	All Other TOT's/ REPATS (Previous Day)	USBP NTA (OR) Released (Previous Day)
USBP Southwest Border	UC	548	4	548	543	1,280	33	493	545	0	0
	FMUA	2,146	195	1,951	2,046	6,287	54	2,080	180	0	621
	Single Adults	2,732	1,912	820	3,429	3,966	115	1,804	657	0	75
	<b>Total Apps</b>	<b>5,430</b>	<b>2,111</b>	<b>3,319</b>	<b>6,018</b>	<b>11,533</b>	<b>72</b>	<b>4,377</b>	<b>1,382</b>	<b>0</b>	<b>696</b>

Total	Demographic	Encounters (Previous Day)	Title 42	T8 Inadmissibles	21-Day Average (Encounters)	Currently in Custody	Average TIC (HRS)	OFO Processed Complete	TOT ERO (Previous Day)	All Other TOT's/ REPATS (Previous Day)	N/A
OFO Southwest Border	UAC	6	0	6	8	14	35	2	6	29	
	AM	2	2	0	5	10	55	0	0	18	
	FMUA	75	0	75	216	236	77	0	36	0	
	Single Adults	118	39	79	159	138	64	0	27	265	
	<b>Total Subjects</b>	<b>201</b>	<b>41</b>	<b>160</b>	<b>387</b>	<b>398</b>	<b>70</b>	<b>2</b>	<b>69</b>	<b>312</b>	

Preliminary Data and Subject to Change  
 UNCLASSIFIED//~~FOR OFFICIAL USE ONLY~~//LAW ENFORCEMENT SENSITIVE





U.S. Customs and Border Protection - Southwest Border  
Migration Crisis Action Team  
July 18, 2021



Preliminary Data and Subject to Change

Sector	Capacity	In Custody	% Capacity
BBT	(b)(7)(E)	41	(b)(7)(E)
DRT		2,151	
ELC		298	
EPT		1,092	
LRT		113	
RGV		5,094	
SDC		735	
TCA		323	
YUM		1,686	
Total		11,533	

Field Office	Capacity	In Custody	% Capacity
EL PASO	(b)(7)(E)	0	(b)(7)(E)
LAREDO		9	
SAN DIEGO		389	
TUCSON		0	
Total		398	

Port of Entry	Capacity	In Custody	% Capacity
CALEXICO, CA (2503/2507)	(b)(7)(E)		
EAGLE PASS, TX (2303)			
LAREDO, TX (2304)			
OTAY MESA (2506)			
ROMA, TX (2310)			
SAN YSIDRO (2504)			

Central Processing	Capacity	In Custody	% Capacity
TCA/TCC	(b)(7)(E)	158	(b)(7)(E)

\*RGV sector capacity and in-custody numbers include the CPC figures  
\*\*Tucson sector capacity and in-custody numbers include the TCC figures

Soft Sided Facility	Capacity	In Custody	% Capacity
DRT/SSF	(b)(7)(E)	817	(b)(7)(E)
RGV/DNT		2,879	
TCA/TSS		13	
YUM/YSS		1,101	

Modulars	Capacity	In Custody	% Capacity
EPT/MCPC	(b)(7)(E)	956	(b)(7)(E)

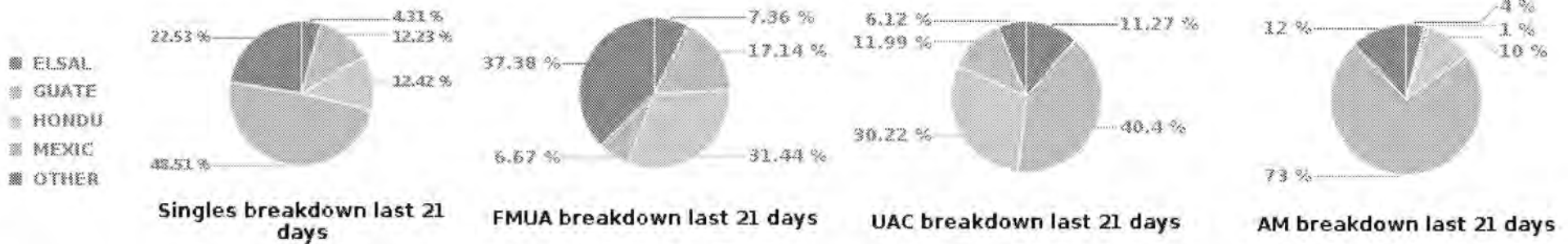
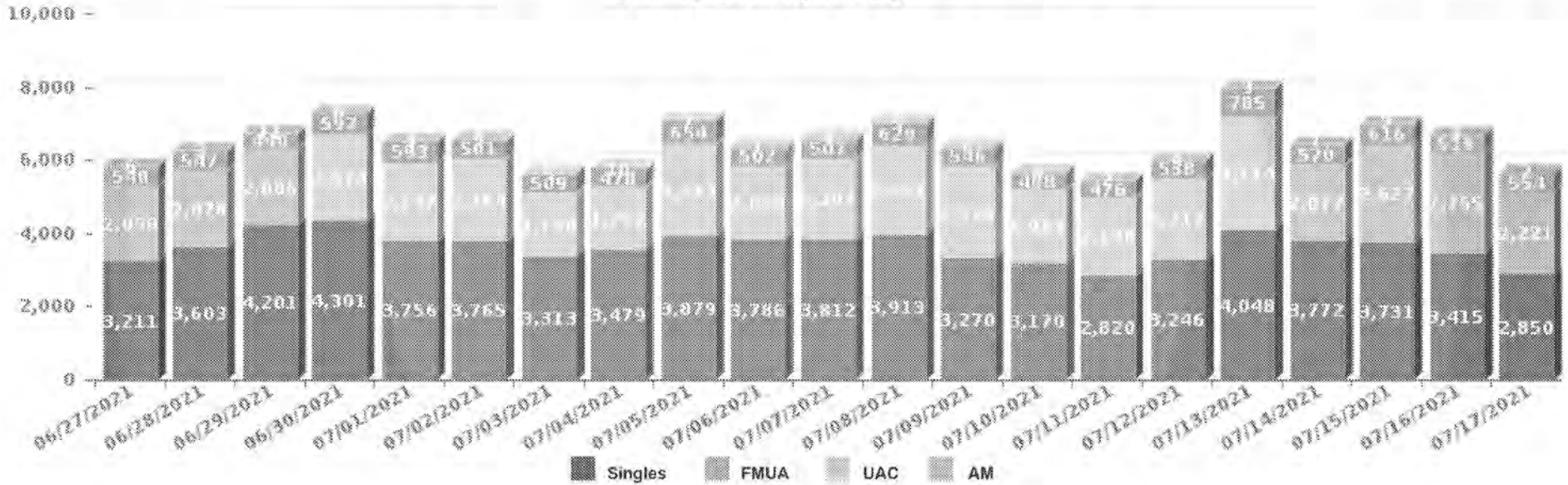
All Soft Sided/Modulars facilities are also reflected within their Sector capacity above.

Preliminary Data and Subject to Change



UNCLASSIFIED//~~FOR OFFICIAL USE ONLY~~//LAW ENFORCEMENT SENSITIVE

**U.S. Customs and Border Protection - Southwest Border**  
**Office of Field Operations / U.S. Border Patrol**  
**Migration Crisis Action Team**  
**Total CBP Southwest Border Encounters (UAC/AM/FMUA/Singles)**  
 Preliminary Data and Subject to Change



Preliminary Data and Subject to Change  
 UNCLASSIFIED//~~FOR OFFICIAL USE ONLY~~//LAW ENFORCEMENT SENSITIVE



U.S. Customs and Border Protection - Southwest Border  
Office of Field Operations / U.S. Border Patrol  
Migration Crisis Action Team  
Time in Custody over 72 hours



	UAC			UAC			UAC		
	OFO			USBP			CBP		
	In Custody > 72 hrs	In Custody > 120 hrs	In Custody > 240 hrs	In Custody > 72 hrs	In Custody > 120 hrs	In Custody > 240 hrs	In Custody > 72 hrs	In Custody > 120 hrs	In Custody > 240 hrs
7/12/21	<b>(b)(7)(E)</b>								
7/13/21									
7/14/21									
7/15/21									
7/16/21									
7/17/21									
7/18/21									
Total									

	FMUA			FMUA			FMUA		
	OFO			USBP			CBP		
	In Custody > 72 hrs	In Custody > 120 hrs	In Custody > 240 hrs	In Custody > 72 hrs	In Custody > 120 hrs	In Custody > 240 hrs	In Custody > 72 hrs	In Custody > 120 hrs	In Custody > 240 hrs
7/12/21	<b>(b)(7)(E)</b>								
7/13/21									
7/14/21									
7/15/21									
7/16/21									
7/17/21									
7/18/21									
Total									

	SINGLE ADULTS			SINGLE ADULTS			SINGLE ADULTS		
	OFO			USBP			CBP		
	In Custody > 72 hrs	In Custody > 120 hrs	In Custody > 240 hrs	In Custody > 72 hrs	In Custody > 120 hrs	In Custody > 240 hrs	In Custody > 72 hrs	In Custody > 120 hrs	In Custody > 240 hrs
7/12/21	<b>(b)(7)(E)</b>								
7/13/21									
7/14/21									
7/15/21									
7/16/21									
7/17/21									
7/18/21									
Total									

	AM			AM		
	OFO			CBP		
	In Custody > 72 hrs	In Custody > 120 hrs	In Custody > 240 hrs	In Custody > 72 hrs	In Custody > 120 hrs	In Custody > 240 hrs
7/12/21	<b>(b)(7)(E)</b>					
7/13/21						
7/14/21						
7/15/21						
7/16/21						
7/17/21						
7/18/21						
Total						



U.S. Customs and Border Protection - Southwest Border  
 Office of Field Operations / U.S. Border Patrol  
 Migration Crisis Action Team  
 Time in Custody by Sector/Field Office



Sector	USBP Encounters (Previous Day)						Time in Custody					
	Total	21-Day Average	UAC	AM (OFO only)	FMUA	SA	Total	% Capacity	Average TIC (HRS)	> 72 hours	72-120 hours	> 120 hours
BBT	115	115	4		0	111	41					
DRT	1,042	583	26		408	606	2,151					
ELC	135	179	5		10	120	298					
EPT	512	650	87		32	593	1,092					
LRT	150	292	8		10	132	116					
RGV	2,061	2,286	353		1,221	485	5,004					
SDC	489	513	19		135	335	735					
TCA	453	894	14		72	267	323					
YUM	473	435	32		258	183	1,686					
<b>USBP Total</b>	<b>5,430</b>	<b>6,018</b>	<b>548</b>		<b>2,146</b>	<b>2,732</b>	<b>11,533</b>					

**(b)(7)(E)**

Field Office	OFO Encounters (Previous Day)						Time in Custody					
	Total	21-Day Average	UAC	AM (OFO only)	FMUA	SA	Total	% Capacity	Average TIC (HRS)	> 72 hours	72-120 hours	> 120 hours
EL PASO	12	48	0	1	0	11	0					
LAREDO	57	144	0	1	23	33	9					
SAN DIEGO	128	159	5	0	32	70	389					
TUCSON	4	36	0	0	0	4	0					
<b>OFO Total</b>	<b>201</b>	<b>387</b>	<b>6</b>	<b>2</b>	<b>75</b>	<b>118</b>	<b>398</b>					
<b>CBP Total</b>	<b>5,631</b>	<b>6,405</b>	<b>554</b>	<b>2</b>	<b>2,221</b>	<b>2,850</b>	<b>11,931</b>					

**(b)(7)(E)**

Message

From: (b)(6), (b)(7)(C)  
Sent: 7/23/2021 9:59:13 AM  
To: (b)(6), (b)(7)(C)  
(b)(6), (b)(7)(C) DistroList-CBP MCAT  
Team (b)(7)(E)  
(b)(7)(E) CBP HQ EOC  
(b)(7)(E) CBPSTATS-Team  
(b)(6), (b)(7)(C), (b)(7)(E)  
(b)(6), (b)(7)(C) FALK, SCOTT K (OCC)  
(b)(6), (b)(7)(C) (OCC)  
(b)(6), (b)(7)(C) (OCC)  
(b)(6), (b)(7)(C)  
(OCC) (b)(6), (b)(7)(C)  
(b)(6), (b)(7)(C) HIGHSMITH,  
ANNMARIE (EAC OT) (b)(6), (b)(7)(C)  
(b)(6), (b)(7)(C)  
(b)(6), (b)(7)(C) (OCC) (b)(6), (b)(7)(C)  
(b)(6), (b)(7)(C) (b)(6), (b)(7)(C)  
(b)(6), (b)(7)(C) SEAR Reporting (b)(7)(E)  
(b)(6), (b)(7)(C), (b)(7)(E)  
CC: DHS JIAG (b)(6)  
(b)(6), (b)(7)(C)

**(b)(6), (b)(7)(C)**

**Subject:** CBP MCAT Daily Report – Updated Version\_2021-07-23-05-57-03  
**Attachments:** CBP MCAT Daily Report – Updated Version\_2021-07-23-05-57-03.pdf

Hello,

This report replaces the previous version of the report and has been updated w/T42 expulsions.

Please contact the CBP STAT Division with any questions. Below is the email address:

(b)(7)(E)

If you want the version of the MCAT morning report using the previous logic contact: (b)(7)(E)

(b)(7)(E)

# U.S. Customs and Border Protection Migration Crisis Action Team

July 23, 2021

~~WARNING: This document is designated UNCLASSIFIED//LAW ENFORCEMENT SENSITIVE (U//LES). It may contain information that is exempt from public release under the Freedom of Information Act (5USC552). This document is to be controlled, handled, transmitted, distributed, and disposed of in accordance with DHS policy relating to FOUO information, and is not to be released to the public or to personnel who do not have a valid need to know without prior approval from CBP.~~



Homeland  
Security



UNCLASSIFIED//~~FOR OFFICIAL USE ONLY~~//LAW ENFORCEMENT SENSITIVE

**U.S. Customs and Border Protection - Southwest Border**  
**Office of Field Operations / U.S. Border Patrol**  
**Migration Crisis Action Team**



Data is through: 7/22/2021

Preliminary Data and Subject to Change

Report Run Date: 7/23/2021 5:58:08 AM

Total	Demographic	Encounters (Previous Day)	Title 42	T8 Apprehensions/ Inadmissibles	21-Day Average (Encounters)	Currently in Custody	Average TIC (HRS)	CBP Processed Complete	UC Transfers/ TOT ERO (Previous Day)	All Other TOT's/ REPATS (Previous Day)	USBP NTA (OR) Released (Previous Day)
CBP Southwest Border	UC	586	0	586	584	1,678	38	601	696	44	0
	AM (OFO only)	5	5	0	5	8	95	0	0	31	NA
	FMUA	2,850	241	2,609	2,431	6,737	46	1,040	245	0	813
	Single Adults	3,325	2,476	849	3,560	3,909	88	1,082	476	385	342
	<b>Total Apps</b>	<b>6,766</b>	<b>2,722</b>	<b>4,044</b>	<b>6,580</b>	<b>12,332</b>	<b>57</b>	<b>2,723</b>	<b>1,417</b>	<b>460</b>	<b>1,155</b>

Total	Demographic	Encounters (Previous Day)	Title 42	T8 Apprehensions	21-Day Average (Encounters)	Currently in Custody	Average TIC (HRS)	USBP Processed Complete	UC Transfers/ TOT ERO (Previous Day)	All Other TOT's/ REPATS (Previous Day)	USBP NTA (OR) Released (Previous Day)
USBP Southwest Border	UC	576	0	576	576	1,663	38	601	693	0	0
	FMUA	2,582	241	2,341	2,203	6,578	46	1,037	157	0	813
	Single Adults	3,129	2,422	707	3,397	3,777	89	1,082	435	0	342
	<b>Total Apps</b>	<b>6,287</b>	<b>2,663</b>	<b>3,624</b>	<b>6,175</b>	<b>12,018</b>	<b>58</b>	<b>2,720</b>	<b>1,285</b>	<b>0</b>	<b>1,155</b>

Total	Demographic	Encounters (Previous Day)	Title 42	T8 Inadmissibles	21-Day Average (Encounters)	Currently in Custody	Average TIC (HRS)	OFO Processed Complete	TOT ERO (Previous Day)	All Other TOT's/ REPATS (Previous Day)	N/A
OFO Southwest Border	UAC	10	0	10	9	15	39	0	3	44	
	AM	5	5	0	5	8	95	0	0	31	
	FMUA	268	0	268	228	159	37	3	88	0	
	Single Adults	196	54	142	163	132	54	0	41	385	
	<b>Total Subjects</b>	<b>479</b>	<b>59</b>	<b>420</b>	<b>405</b>	<b>314</b>	<b>46</b>	<b>3</b>	<b>132</b>	<b>460</b>	

Preliminary Data and Subject to Change  
 UNCLASSIFIED//~~FOR OFFICIAL USE ONLY~~//LAW ENFORCEMENT SENSITIVE





U.S. Customs and Border Protection - Southwest Border  
Migration Crisis Action Team  
July 23, 2021



Preliminary Data and Subject to Change

Sector	Capacity	In Custody	% Capacity
BBT	(b)(7)(E)	14	(b)(7)(E)
DRT		1,909	
ELC		207	
EPT		1,437	
LRT		136	
RGV		5,920	
SDC		398	
TCA		278	
YUM		1,719	
Total		12,018	

Central Processing	Capacity	In Custody	% Capacity
TCA/TCC	(b)(7)(E)	35	(b)(7)(E)

\*RGV sector capacity and in-custody numbers include the CPC figures  
\*\*Tucson sector capacity and in-custody numbers include the TCC figures

Soft Sided Facility	Capacity	In Custody	% Capacity
DRT/SSF	(b)(7)(E)	839	(b)(7)(E)
RGV/DNT		3,448	
TCA/TSS		148	
YUM/YSS		1,347	

Modulars	Capacity	In Custody	% Capacity
EPT/MCPC	(b)(7)(E)	1,337	(b)(7)(E)

All Soft Sided/Modulars facilities are also reflected within their Sector capacity above.

Field Office	Capacity	In Custody	% Capacity
EL PASO	(b)(7)(E)	9	(b)(7)(E)
LAREDO		6	
SAN DIEGO		299	
TUCSON		9	
Total		314	


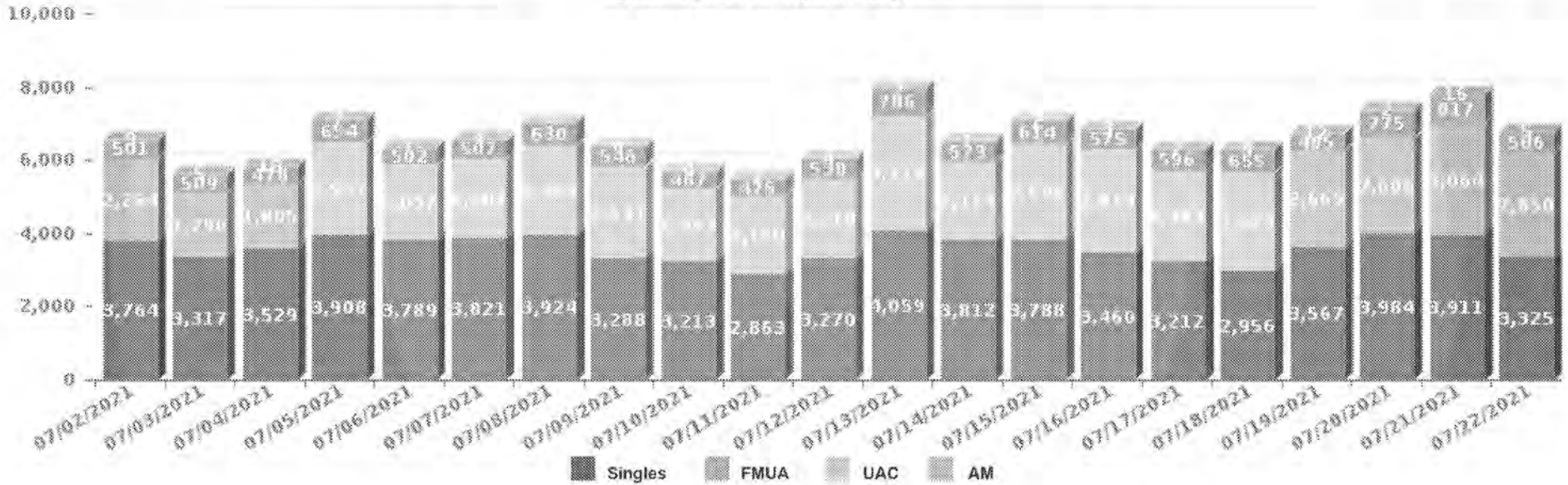
Port of Entry	Capacity	In Custody	% Capacity
BROWNSVILLE, TX (2301)	(b)(7)(E)		
CALEXICO, CA (2503/2507)			
DEL RIO, TX (2302)			
EL PASO, TX (2402)			
LAREDO, TX (2304)			
OTAY MESA (2506)			
SAN YSIDRO (2504)			
YSLETA (2401)			

Preliminary Data and Subject to Change



UNCLASSIFIED//FOR OFFICIAL USE ONLY//LAW ENFORCEMENT SENSITIVE

**U.S. Customs and Border Protection - Southwest Border**  
**Office of Field Operations / U.S. Border Patrol**  
**Migration Crisis Action Team**  
**Total CBP Southwest Border Encounters (UAC/AM/FMUA/Singles)**  
 Preliminary Data and Subject to Change



Preliminary Data and Subject to Change  
 UNCLASSIFIED//FOR OFFICIAL USE ONLY//LAW ENFORCEMENT SENSITIVE



U.S. Customs and Border Protection - Southwest Border  
 Office of Field Operations / U.S. Border Patrol  
 Migration Crisis Action Team  
 Time in Custody over 72 hours



	UAC			UAC			UAC		
	OFO			USBP			CBP		
	In Custody > 72 hrs	In Custody > 120 hrs	In Custody > 240 hrs	In Custody > 72 hrs	In Custody > 120 hrs	In Custody > 240 hrs	In Custody > 72 hrs	In Custody > 120 hrs	In Custody > 240 hrs
7/17/21	<b>(b)(7)(E)</b>								
7/18/21									
7/19/21									
7/20/21									
7/21/21									
7/22/21									
7/23/21									
Total									

	FMUA			FMUA			FMUA		
	OFO			USBP			CBP		
	In Custody > 72 hrs	In Custody > 120 hrs	In Custody > 240 hrs	In Custody > 72 hrs	In Custody > 120 hrs	In Custody > 240 hrs	In Custody > 72 hrs	In Custody > 120 hrs	In Custody > 240 hrs
7/17/21	<b>(b)(7)(E)</b>								
7/18/21									
7/19/21									
7/20/21									
7/21/21									
7/22/21									
7/23/21									
Total									

	SINGLE ADULTS			SINGLE ADULTS			SINGLE ADULTS		
	OFO			USBP			CBP		
	In Custody > 72 hrs	In Custody > 120 hrs	In Custody > 240 hrs	In Custody > 72 hrs	In Custody > 120 hrs	In Custody > 240 hrs	In Custody > 72 hrs	In Custody > 120 hrs	In Custody > 240 hrs
7/17/21	<b>(b)(7)(E)</b>								
7/18/21									
7/19/21									
7/20/21									
7/21/21									
7/22/21									
7/23/21									
Total									

	AM			AM		
	OFO			CBP		
	In Custody > 72 hrs	In Custody > 120 hrs	In Custody > 240 hrs	In Custody > 72 hrs	In Custody > 120 hrs	In Custody > 240 hrs
7/17/21	<b>(b)(7)(E)</b>					
7/18/21						
7/19/21						
7/20/21						
7/21/21						
7/22/21						
7/23/21						
Total						



U.S. Customs and Border Protection - Southwest Border  
 Office of Field Operations / U.S. Border Patrol  
 Migration Crisis Action Team  
 Time in Custody by Sector/Field Office



Sector	USBP Encounters (Previous Day)						Time in Custody					
	Total	21-Day Average	UAC	AM (OFO only)	FMUA	SA	Total	% Capacity	Average TIC (HRS)	> 72 hours	72-120 hours	> 120 hours
BBT	161	128	5		2	154	74					
DRT	926	1,023	35		394	497	1,909					
ELC	163	174	7		13	145	207					
EPT	528	664	90		52	386	1,437					
LRT	265	262	9		8	248	136					
RGV	2,887	2,393	389		1,720	758	5,920					
SDC	541	510	14		145	382	398					
TCA	488	576	21		37	430	278					
YUM	345	444	6		211	131	1,719					
<b>USBP Total</b>	<b>6,287</b>	<b>6,175</b>	<b>576</b>		<b>2,582</b>	<b>3,129</b>	<b>12,018</b>					

**(b)(7)(E)**

Field Office	OFO Encounters (Previous Day)						Time in Custody					
	Total	21-Day Average	UAC	AM (OFO only)	FMUA	SA	Total	% Capacity	Average TIC (HRS)	> 72 hours	72-120 hours	> 120 hours
EL PASO	59	49	2	0	26	31	9					
LAREDO	208	157	3	1	127	77	6					
SAN DIEGO	154	161	3	4	67	80	299					
TUCSON	58	39	2	0	48	8	0					
<b>OFO Total</b>	<b>479</b>	<b>405</b>	<b>10</b>	<b>5</b>	<b>268</b>	<b>196</b>	<b>314</b>					
<b>CBP Total</b>	<b>6,766</b>	<b>6,580</b>	<b>586</b>	<b>5</b>	<b>2,850</b>	<b>3,325</b>	<b>12,332</b>					

**(b)(7)(E)**

Message

From: (b)(6), (b)(7)(C)

Sent: 7/24/2021 9:59:25 AM

To: (b)(6), (b)(7)(C)

(b)(6), (b)(7)(C) DistroList-CBP MCAT

Team: (b)(7)(E)

(b)(7)(E) CBP HQ EOC

(b)(7)(E) CBPSTATS-Team

(b)(6), (b)(7)(C), (b)(7)(E)

(b)(6), (b)(7)(C) FALK, SCOTT K (OCC)

(b)(6), (b)(7)(C) (OCC)

(b)(6), (b)(7)(C) (OCC)

(b)(6), (b)(7)(C)

(OCC) (b)(6), (b)(7)(C)

(b)(6), (b)(7)(C) HIGHSMITH,

ANNMARIE (EAC OT) (b)(6), (b)(7)(C)

(b)(6), (b)(7)(C)

(b)(6), (b)(7)(C) (OCC) (b)(6), (b)(7)(C)

(b)(6), (b)(7)(C) (b)(6), (b)(7)(C)

(b)(6), (b)(7)(C) SEAR Reporting (b)(7)(E)

(b)(6), (b)(7)(C), (b)(7)(E)

CC: DHS JIAG: (b)(6)

(b)(6), (b)(7)(C)

**(b)(6), (b)(7)(C)**

**Subject:** CBP MCAT Daily Report – Updated Version\_2021-07-24-05-57-11  
**Attachments:** CBP MCAT Daily Report – Updated Version\_2021-07-24-05-57-11.pdf

Hello,

This report replaces the previous version of the report and has been updated w/T42 expulsions.

Please contact the CBP STAT Division with any questions. Below is the email address:

(b)(7)(E)

If you want the version of the MCAT morning report using the previous logic contact: (b)(7)(E)

(b)(7)(E)

# U.S. Customs and Border Protection Migration Crisis Action Team

July 24, 2021

~~WARNING: This document is designated UNCLASSIFIED//LAW ENFORCEMENT SENSITIVE (U//LES). It may contain information that is exempt from public release under the Freedom of Information Act (5USC552). This document is to be controlled, handled, transmitted, distributed, and disposed of in accordance with DHS policy relating to FOUO information, and is not to be released to the public or to personnel who do not have a valid need to know without prior approval from CBP.~~



Homeland  
Security



UNCLASSIFIED//~~FOR OFFICIAL USE ONLY~~//LAW ENFORCEMENT SENSITIVE

**U.S. Customs and Border Protection - Southwest Border**  
**Office of Field Operations / U.S. Border Patrol**  
**Migration Crisis Action Team**



Data is through: 7/23/2021

Preliminary Data and Subject to Change

Report Run Date: 7/24/2021 5:58:21 AM

Total	Demographic	Encounters (Previous Day)	Title 42	T8 Apprehensions/ Inadmissibles	21-Day Average (Encounters)	Currently in Custody	Average TIC (HRS)	CBP Processed Complete	UC Transfers/ TOT ERO (Previous Day)	All Other TOT's/ REPATS (Previous Day)	USBP NTA (OR) Released (Previous Day)
CBP Southwest Border	UC	421	0	421	583	1,603	44	627	515	19	0
	AM (OFO only)	1	1	0	5	4	107	0	0	22	NA
	FMUA	2,602	165	2,437	2,467	7,778	51	1,369	246	4	813
	Single Adults	3,060	2,126	934	3,548	4,373	93	1,413	219	421	167
	<b>Total Apps</b>	<b>6,084</b>	<b>2,292</b>	<b>3,792</b>	<b>6,602</b>	<b>13,758</b>	<b>63</b>	<b>3,409</b>	<b>980</b>	<b>466</b>	<b>980</b>

Total	Demographic	Encounters (Previous Day)	Title 42	T8 Apprehensions	21-Day Average (Encounters)	Currently in Custody	Average TIC (HRS)	USBP Processed Complete	UC Transfers/ TOT ERO (Previous Day)	All Other TOT's/ REPATS (Previous Day)	USBP NTA (OR) Released (Previous Day)
USBP Southwest Border	UC	405	0	405	573	1,586	44	627	512	0	0
	FMUA	2,303	165	2,138	2,234	7,560	51	1,369	166	0	813
	Single Adults	2,841	2,053	788	3,382	4,267	94	1,413	184	0	167
	<b>Total Apps</b>	<b>5,549</b>	<b>2,218</b>	<b>3,331</b>	<b>6,190</b>	<b>13,413</b>	<b>63</b>	<b>3,409</b>	<b>862</b>	<b>0</b>	<b>980</b>

Total	Demographic	Encounters (Previous Day)	Title 42	T8 Inadmissibles	21-Day Average (Encounters)	Currently in Custody	Average TIC (HRS)	OFO Processed Complete	TOT ERO (Previous Day)	All Other TOT's/ REPATS (Previous Day)	N/A
OFO Southwest Border	UAC	16	0	16	9	17	27	0	3	19	
	AM	1	1	0	5	4	107	0	0	22	
	FMUA	299	0	299	233	218	41	0	80	4	
	Single Adults	219	73	146	166	106	60	0	35	421	
	<b>Total Subjects</b>	<b>535</b>	<b>74</b>	<b>461</b>	<b>413</b>	<b>345</b>	<b>47</b>	<b>0</b>	<b>118</b>	<b>466</b>	

Preliminary Data and Subject to Change  
 UNCLASSIFIED//~~FOR OFFICIAL USE ONLY~~//LAW ENFORCEMENT SENSITIVE





U.S. Customs and Border Protection - Southwest Border  
Migration Crisis Action Team  
July 24, 2021



Preliminary Data and Subject to Change

Sector	Capacity	In Custody	% Capacity
BBT	(b)(7)(E)	20	(b)(7)(E)
DRT		2,232	
ELC		178	
EPT		1,516	
LRT		150	
RGV		6,788	
SDC		398	
TCA		289	
YUM		1,843	
Total		13,413	

Field Office	Capacity	In Custody	% Capacity
EL PASO	(b)(7)(E)	2	(b)(7)(E)
LAREDO		10	
SAN DIEGO		333	
TUCSON		0	
Total		345	

Port of Entry	Capacity	In Custody	% Capacity
CALEXICO, CA (2503/2507)	(b)(7)(E)		
DEL RIO, TX (2302)			
EAGLE PASS, TX (2303)			
EL PASO, TX (2402)			
HIDALGO, TX (2305)			
OTAY MESA (2506)			
SAN YSIDRO (2504)			

Central Processing	Capacity	In Custody	% Capacity
TCA/TCC	(b)(7)(E)	51	(b)(7)(E)

\*RGV sector capacity and in-custody numbers include the CPC figures  
\*\*Tucson sector capacity and in-custody numbers include the TCC figures

Soft Sided Facility	Capacity	In Custody	% Capacity
DRT/SSF	(b)(7)(E)	1,000	(b)(7)(E)
RGV/DNT		3,696	
TCA/TSS		95	
YUM/YSS		1,359	

Modulars	Capacity	In Custody	% Capacity
EPT/MCPC	(b)(7)(E)	1,396	(b)(7)(E)


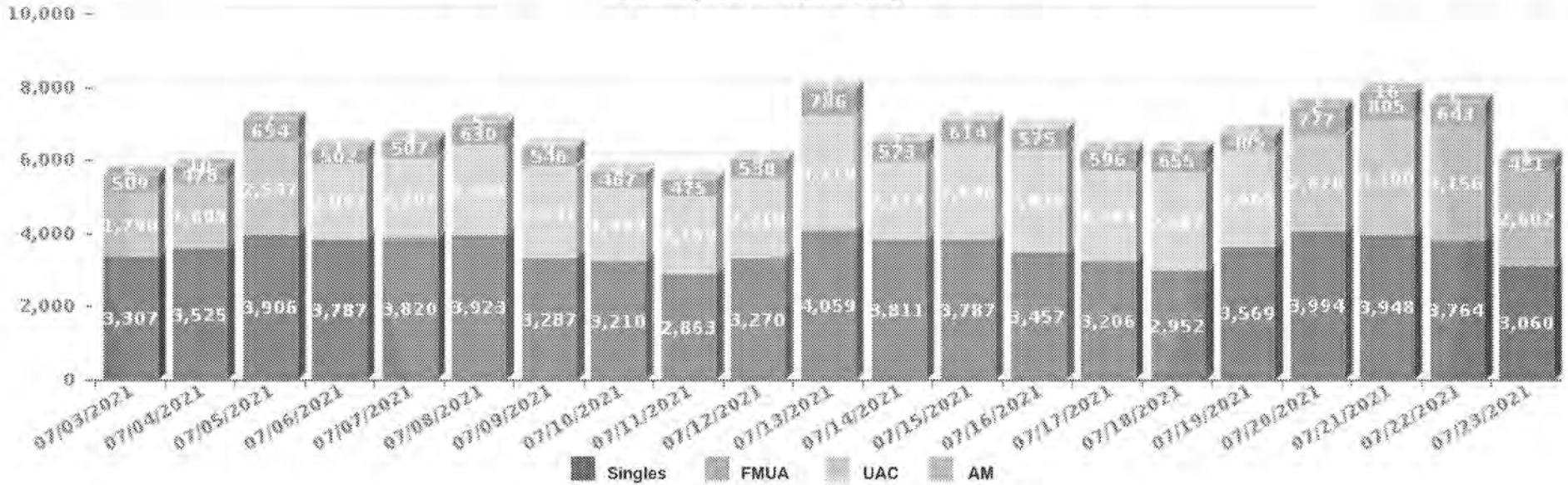
All Soft Sided/Modulars facilities are also reflected within their Sector capacity above.

Preliminary Data and Subject to Change



UNCLASSIFIED//FOR OFFICIAL USE ONLY//LAW ENFORCEMENT SENSITIVE

**U.S. Customs and Border Protection - Southwest Border**  
**Office of Field Operations / U.S. Border Patrol**  
**Migration Crisis Action Team**  
**Total CBP Southwest Border Encounters (UAC/AM/FMUA/Singles)**  
 Preliminary Data and Subject to Change



Preliminary Data and Subject to Change  
 UNCLASSIFIED//FOR OFFICIAL USE ONLY//LAW ENFORCEMENT SENSITIVE



U.S. Customs and Border Protection - Southwest Border  
 Office of Field Operations / U.S. Border Patrol  
 Migration Crisis Action Team  
 Time in Custody over 72 hours



	UAC			UAC			UAC		
	OFO			USBP			CBP		
	In Custody > 72 hrs	In Custody > 120 hrs	In Custody > 240 hrs	In Custody > 72 hrs	In Custody > 120 hrs	In Custody > 240 hrs	In Custody > 72 hrs	In Custody > 120 hrs	In Custody > 240 hrs
7/18/21	<b>(b)(7)(E)</b>								
7/19/21									
7/20/21									
7/21/21									
7/22/21									
7/23/21									
7/24/21									
Total									

	FMUA			FMUA			FMUA		
	OFO			USBP			CBP		
	In Custody > 72 hrs	In Custody > 120 hrs	In Custody > 240 hrs	In Custody > 72 hrs	In Custody > 120 hrs	In Custody > 240 hrs	In Custody > 72 hrs	In Custody > 120 hrs	In Custody > 240 hrs
7/18/21	<b>(b)(7)(E)</b>								
7/19/21									
7/20/21									
7/21/21									
7/22/21									
7/23/21									
7/24/21									
Total									

	SINGLE ADULTS			SINGLE ADULTS			SINGLE ADULTS		
	OFO			USBP			CBP		
	In Custody > 72 hrs	In Custody > 120 hrs	In Custody > 240 hrs	In Custody > 72 hrs	In Custody > 120 hrs	In Custody > 240 hrs	In Custody > 72 hrs	In Custody > 120 hrs	In Custody > 240 hrs
7/18/21	<b>(b)(7)(E)</b>								
7/19/21									
7/20/21									
7/21/21									
7/22/21									
7/23/21									
7/24/21									
Total									

	AM			AM		
	OFO			CBP		
	In Custody > 72 hrs	In Custody > 120 hrs	In Custody > 240 hrs	In Custody > 72 hrs	In Custody > 120 hrs	In Custody > 240 hrs
7/18/21	<b>(b)(7)(E)</b>					
7/19/21						
7/20/21						
7/21/21						
7/22/21						
7/23/21						
7/24/21						
Total						



U.S. Customs and Border Protection - Southwest Border  
 Office of Field Operations / U.S. Border Patrol  
 Migration Crisis Action Team  
 Time in Custody by Sector/Field Office



Sector	USBP Encounters (Previous Day)						Time in Custody					
	Total	21-Day Average	UAC	AM (OFO only)	FMUA	SA	Total	% Capacity	Average TIC (HRS)	> 72 hours	72-120 hours	> 120 hours
BBT	100	129	1		9	90	20					
DRT	864	1,020	33		407	424	2,232					
ELC	164	174	5		18	141	178					
EPT	706	681	78		56	572	1,515					
LRT	345	269	28		2	315	150					
RGV	2,286	2,415	218		1,500	947	6,788					
SDC	395	506	8		96	291	398					
TCA	334	672	25		23	286	289					
YUM	376	444	9		192	175	1,843					
<b>USBP Total</b>	<b>5,549</b>	<b>6,190</b>	<b>405</b>		<b>2,303</b>	<b>2,841</b>	<b>13,413</b>					

(b)(7)(E)

Field Office	OFO Encounters (Previous Day)						Time in Custody					
	Total	21-Day Average	UAC	AM (OFO only)	FMUA	SA	Total	% Capacity	Average TIC (HRS)	> 72 hours	72-120 hours	> 120 hours
EL PASO	78	49	2	0	35	41	2					
LAREDO	188	160	2	1	109	76	10					
SAN DIEGO	216	165	11	0	118	87	333					
TUCSON	53	39	1	0	37	15	0					
<b>OFO Total</b>	<b>535</b>	<b>413</b>	<b>16</b>	<b>1</b>	<b>299</b>	<b>219</b>	<b>345</b>					
<b>CBP Total</b>	<b>6,084</b>	<b>6,602</b>	<b>421</b>	<b>1</b>	<b>2,602</b>	<b>3,060</b>	<b>13,758</b>					

(b)(7)(E)

Message

From: (b)(6), (b)(7)(C)  
Sent: 7/25/2021 10:11:51 AM  
To: (b)(6), (b)(7)(C) DistroList-CBP MCAT  
Team (b)(7)(E)  
(b)(7)(E) CBP HQ EOC  
(b)(7)(E) CBPSTATS-Team  
**(b)(6), (b)(7)(C), (b)(7)(E)**  
(b)(6), (b)(7)(C) FALK, SCOTT K (OCC)  
(b)(6), (b)(7)(C) (OCC)  
(b)(6), (b)(7)(C) (OCC)  
(b)(6), (b)(7)(C)  
(OCC) (b)(6), (b)(7)(C)  
(b)(6), (b)(7)(C) HIGHSMITH,  
ANNMARIE (EAC OT) (b)(6), (b)(7)(C)  
(b)(6), (b)(7)(C)  
(b)(6), (b)(7)(C) (OCC) (b)(6), (b)(7)(C)  
(b)(6), (b)(7)(C)  
(b)(6), (b)(7)(C) SEAR Reporting (b)(7)(E)  
**(b)(6), (b)(7)(C), (b)(7)(E)**

CC: DHS.JIAG (b)(6)  
**(b)(6), (b)(7)(C)**

**(b)(6), (b)(7)(C)**

**Subject:** CBP MCAT Daily Report – Updated Version\_2021-07-25-06-09-19  
**Attachments:** CBP MCAT Daily Report – Updated Version\_2021-07-25-06-09-19.pdf

Hello,

This report replaces the previous version of the report and has been updated w/T42 expulsions.

Please contact the CBP STAT Division with any questions. Below is the email address:

(b)(7)(E)

If you want the version of the MCAT morning report using the previous logic contact: (b)(7)(E)

(b)(7)(E)

# U.S. Customs and Border Protection Migration Crisis Action Team

**July 25, 2021**

~~WARNING: This document is designated UNCLASSIFIED//LAW ENFORCEMENT SENSITIVE (U//LES). It may contain information that is exempt from public release under the Freedom of Information Act (5USC552). This document is to be controlled, handled, transmitted, distributed, and disposed of in accordance with DHS policy relating to FOUO information, and is not to be released to the public or to personnel who do not have a valid need to know without prior approval from CBP.~~



**Homeland  
Security**



UNCLASSIFIED//~~FOR OFFICIAL USE ONLY~~//LAW ENFORCEMENT SENSITIVE

**U.S. Customs and Border Protection - Southwest Border**  
**Office of Field Operations / U.S. Border Patrol**  
**Migration Crisis Action Team**



Data is through: 7/24/2021

Preliminary Data and Subject to Change

Report Run Date: 7/25/2021 6:11:10 AM

Total	Demographic	Encounters (Previous Day)	Title 42	T8 Apprehensions/ Inadmissibles	21-Day Average (Encounters)	Currently in Custody	Average TIC (HRS)	CBP Processed Complete	UC Transfers/ TOT ERO (Previous Day)	All Other TOT's/ REPATS (Previous Day)	USBP NTA (OR) Released (Previous Day)
CBP Southwest Border	UC	769	0	769	593	1,820	41	432	547	26	0
	AM (OFO only)	8	5	3	5	9	82	0	0	24	NA
	FMUA	2,747	205	2,542	2,526	7,958	55	1,650	211	0	765
	Single Adults	2,809	1,945	864	3,543	4,601	95	1,487	341	303	208
	<b>Total Apps</b>	<b>6,333</b>	<b>2,155</b>	<b>4,178</b>	<b>6,667</b>	<b>14,388</b>	<b>66</b>	<b>3,569</b>	<b>1,099</b>	<b>353</b>	<b>973</b>

Total	Demographic	Encounters (Previous Day)	Title 42	T8 Apprehensions	21-Day Average (Encounters)	Currently in Custody	Average TIC (HRS)	USBP Processed Complete	UC Transfers/ TOT ERO (Previous Day)	All Other TOT's/ REPATS (Previous Day)	USBP NTA (OR) Released (Previous Day)
USBP Southwest Border	UC	759	0	759	584	1,804	41	432	544	0	0
	FMUA	2,681	205	2,476	2,292	7,770	55	1,650	128	0	765
	Single Adults	2,690	1,906	784	3,378	4,477	97	1,487	286	0	208
	<b>Total Apps</b>	<b>6,130</b>	<b>2,111</b>	<b>4,019</b>	<b>6,253</b>	<b>14,051</b>	<b>66</b>	<b>3,569</b>	<b>958</b>	<b>0</b>	<b>973</b>

Total	Demographic	Encounters (Previous Day)	Title 42	T8 Inadmissibles	21-Day Average (Encounters)	Currently in Custody	Average TIC (HRS)	OFO Processed Complete	TOT ERO (Previous Day)	All Other TOT's/ REPATS (Previous Day)	N/A
OFO Southwest Border	UAC	10	0	10	10	16	44	0	3	26	
	AM	8	5	3	5	9	82	0	0	24	
	FMUA	66	0	66	233	188	53	0	83	0	
	Single Adults	119	39	80	165	124	54	0	55	303	
	<b>Total Subjects</b>	<b>203</b>	<b>44</b>	<b>159</b>	<b>413</b>	<b>337</b>	<b>54</b>	<b>0</b>	<b>141</b>	<b>353</b>	

Preliminary Data and Subject to Change  
 UNCLASSIFIED//~~FOR OFFICIAL USE ONLY~~//LAW ENFORCEMENT SENSITIVE





U.S. Customs and Border Protection - Southwest Border  
Migration Crisis Action Team  
July 25, 2021



Preliminary Data and Subject to Change

Sector	Capacity	In Custody	% Capacity
BBT	(b)(7)(E)	23	(b)(7)(E)
DRT		2,276	
ELC		137	
EPT		1,503	
LRT		187	
RGV		7,219	
SDC		497	
TCA		294	
YUM		1,916	
Total		14,051	

Field Office	Capacity	In Custody	% Capacity
EL PASO	(b)(7)(E)	6	(b)(7)(E)
LAREDO		3	
SAN DIEGO		325	
TUCSON		3	
Total		337	

Port of Entry	Capacity	In Custody	% Capacity
CALEXICO, CA (2503/2507)	(b)(7)(E)		
EL PASO, TX (2402)			
LAREDO, TX (2304)			
NOGALES, AZ (2604)			
OTAY MESA (2506)			
PROGRESO, TX (2309)			
SAN YSIDRO (2504)			

Central Processing	Capacity	In Custody	% Capacity
TCA/TCC	(b)(7)(E)	78	(b)(7)(E)

\*RGV sector capacity and in-custody numbers include the CPC figures  
\*\*Tucson sector capacity and in-custody numbers include the TCC figures

Soft Sided Facility	Capacity	In Custody	% Capacity
DRT/SSF	(b)(7)(E)	1,022	(b)(7)(E)
RGV/DNT		4,046	
TCA/TSS		93	
YUM/YSS		1,515	

Modulars	Capacity	In Custody	% Capacity
EPT/MCPC	(b)(7)(E)	1,410	(b)(7)(E)


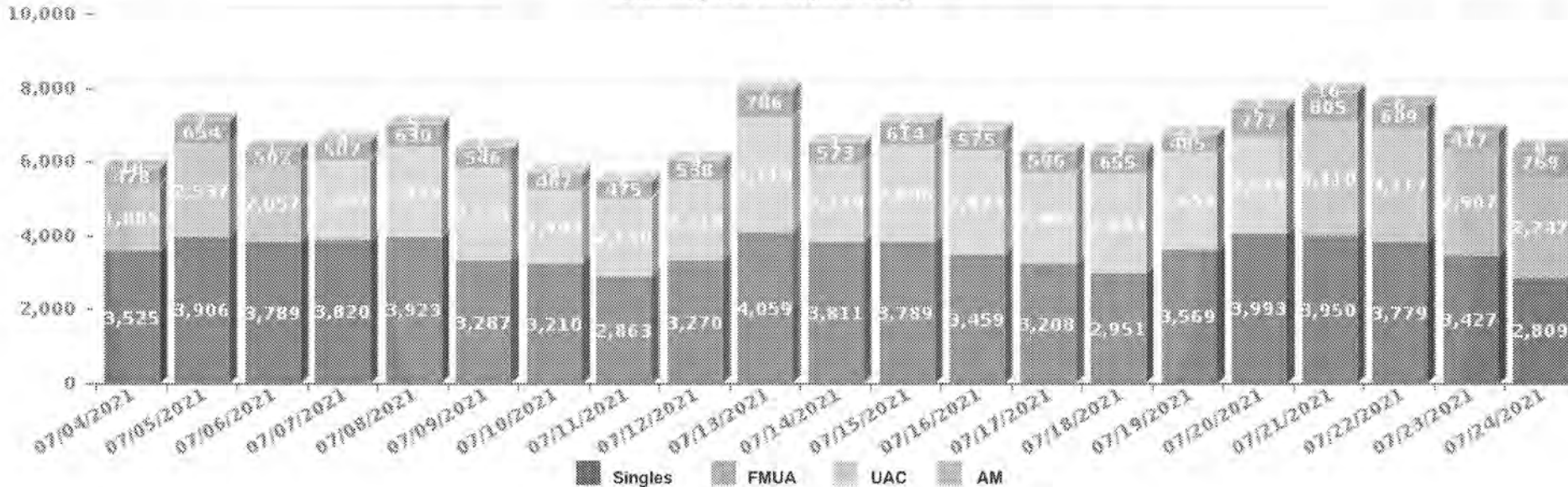
All Soft Sided/Modulars facilities are also reflected within their Sector capacity above.

Preliminary Data and Subject to Change



UNCLASSIFIED//FOR OFFICIAL USE ONLY//LAW ENFORCEMENT SENSITIVE

**U.S. Customs and Border Protection - Southwest Border**  
**Office of Field Operations / U.S. Border Patrol**  
**Migration Crisis Action Team**  
**Total CBP Southwest Border Encounters (UAC/AM/FMUA/Singles)**  
 Preliminary Data and Subject to Change



Preliminary Data and Subject to Change  
 UNCLASSIFIED//FOR OFFICIAL USE ONLY//LAW ENFORCEMENT SENSITIVE



U.S. Customs and Border Protection - Southwest Border  
 Office of Field Operations / U.S. Border Patrol  
 Migration Crisis Action Team  
 Time in Custody over 72 hours



	UAC			UAC			UAC		
	OFO			USBP			CBP		
	In Custody > 72 hrs	In Custody > 120 hrs	In Custody > 240 hrs	In Custody > 72 hrs	In Custody > 120 hrs	In Custody > 240 hrs	In Custody > 72 hrs	In Custody > 120 hrs	In Custody > 240 hrs
7/19/21	<b>(b)(7)(E)</b>								
7/20/21									
7/21/21									
7/22/21									
7/23/21									
7/24/21									
7/25/21									
Total									

	FMUA			FMUA			FMUA		
	OFO			USBP			CBP		
	In Custody > 72 hrs	In Custody > 120 hrs	In Custody > 240 hrs	In Custody > 72 hrs	In Custody > 120 hrs	In Custody > 240 hrs	In Custody > 72 hrs	In Custody > 120 hrs	In Custody > 240 hrs
7/19/21	<b>(b)(7)(E)</b>								
7/20/21									
7/21/21									
7/22/21									
7/23/21									
7/24/21									
7/25/21									
Total									

	SINGLE ADULTS			SINGLE ADULTS			SINGLE ADULTS		
	OFO			USBP			CBP		
	In Custody > 72 hrs	In Custody > 120 hrs	In Custody > 240 hrs	In Custody > 72 hrs	In Custody > 120 hrs	In Custody > 240 hrs	In Custody > 72 hrs	In Custody > 120 hrs	In Custody > 240 hrs
7/19/21	<b>(b)(7)(E)</b>								
7/20/21									
7/21/21									
7/22/21									
7/23/21									
7/24/21									
7/25/21									
Total									

	AM			AM		
	OFO			CBP		
	In Custody > 72 hrs	In Custody > 120 hrs	In Custody > 240 hrs	In Custody > 72 hrs	In Custody > 120 hrs	In Custody > 240 hrs
7/19/21	<b>(b)(7)(E)</b>					
7/20/21						
7/21/21						
7/22/21						
7/23/21						
7/24/21						
7/25/21						
Total						



U.S. Customs and Border Protection - Southwest Border  
 Office of Field Operations / U.S. Border Patrol  
 Migration Crisis Action Team  
 Time in Custody by Sector/Field Office



Sector	USBP Encounters (Previous Day)						Time in Custody					
	Total	21-Day Average	UAC	AM (OFO only)	FMUA	SA	Total	% Capacity	Average TIC (HRS)	> 72 hours	72-120 hours	> 120 hours
BBT	78	125	4		0	74	23					
DRT	962	1,026	33		410	519	2,275					
ELC	142	175	2		6	135	137					
EPT	580	662	97		44	438	1,503					
LRT	180	268	5		0	175	167					
RGV	2,797	2,485	605		1,809	442	7,218					
SDC	519	506	17		153	340	497					
TCA	480	575	53		41	368	294					
YUM	441	451	42		219	180	1,916					
<b>USBP Total</b>	<b>6,130</b>	<b>6,253</b>	<b>759</b>		<b>2,681</b>	<b>2,690</b>	<b>14,051</b>					

(b)(7)(E)

Field Office	OFO Encounters (Previous Day)						Time in Custody					
	Total	21-Day Average	UAC	AM (OFO only)	FMUA	SA	Total	% Capacity	Average TIC (HRS)	> 72 hours	72-120 hours	> 120 hours
EL PASO	14	49	0	1	0	13	6					
LAREDO	62	161	6	2	22	32	3					
SAN DIEGO	114	165	2	3	39	70	325					
TUCSON	13	39	2	2	5	4	3					
<b>OFO Total</b>	<b>203</b>	<b>413</b>	<b>10</b>	<b>8</b>	<b>66</b>	<b>119</b>	<b>337</b>					
<b>CBP Total</b>	<b>6,333</b>	<b>6,667</b>	<b>769</b>	<b>8</b>	<b>2,747</b>	<b>2,809</b>	<b>14,388</b>					

(b)(7)(E)